

MotoDes



CEV.Circuit

12 - 13 September 2015

Circuit de la C.Valenciana

Length: 4005 metros

Results Qualifying Practice 1 GB Stck600.Open600

Pos.	N.	Rider	Team	Motorcycle	Nat.	Best Lap	iL	Laps	Gap	Interval	Speed	Tyr.	Cat.
1	42	RAMIREZ,Marcos	A.Arroyo Pastrana	Yamaha	SPA	01:38,332	6	7			146,63	Du	ST
2	82	ROSELL,Elena	Kawa. Palmeto PL	Kawasaki	SPA	01:39,018	10	13	00:00,686	00:00,686	145,61	Mi	ST
3	39	QUERO,Borja	A.Arroyo Pastrana	Yamaha	SPA	01:39,363	8	13	00:01,031	00:00,345	145,1	Du	ST
4	61	CLIMENT,Oscar	CRT Motorsport	Yamaha	SPA	01:40,333	7	12	00:02,001	00:00,970	143,7	Mi	ST
5	99	RODRIGUEZ,Pedro	Team Torrentó	Yamaha	SPA	01:40,551	13	14	00:02,219	00:00,218	143,39	Du	ST
6	50	ABADIE,Hugo	VST Racing T.	Yamaha	FRA	01:40,713	5	13	00:02,381	00:00,162	143,16	Pi	ST
7	25	ARBEL,Loic	Team MRS	Yamaha	FRA	01:40,777	5	6	00:02,445	00:00,064	143,07	Du	ST
8	94	DUERLUND,Pontus	Avanti Automotive	Yamaha	SWE	01:40,931	11	12	00:02,599	00:00,154	142,85		ST
9	57	PASTRANA,Sergio	A.Arroyo Pastrana	Yamaha	SPA	01:41,002	6	12	00:02,670	00:00,071	142,75	Du	ST
10	73	CRETARO,Jacopo	Middem de.do.max	Yamaha	SPA	01:41,139	8	13	00:02,807	00:00,137	142,56	Pi	ST
11	53	NAVARRO,Raúl	DCR R.Service	Yamaha	SPA	01:41,483	2	2	00:03,151	00:00,344	142,07	Du	OP
12	60	LECUONA,Iker	Team Leucona	Honda	SPA	01:41,535	5	13	00:03,203	00:00,052	142	Mi	ST
13	12	LORENTE,Rogelio	TST Racing	Yamaha	SPA	01:41,566	6	12	00:03,234	00:00,031	141,96	Pi	ST
14	77	CARBO,Diego	Nazca Racing T.	Yamaha	SPA	01:41,644	12	12	00:03,312	00:00,078	141,85	Mi	ST
15	96	MORALES,Paco	Asoc.P.Morales	Honda	SPA	01:41,707	13	14	00:03,375	00:00,063	141,76	Mi	OP
16	64	JAKAB,Amauri	JEG	Yamaha	BEL	01:41,708	7	12	00:03,376	00:00,001	141,76	Pi	ST
17	26	BELLVER,Juan A.	Borja Sport T.	Kawasaki	SPA	01:41,963	6	14	00:03,631	00:00,255	141,4	Mi	ST
18	37	CONCHA,Rodrigo	Fau55 Racing	Yamaha	CHI	01:42,024	12	14	00:03,692	00:00,061	141,32		ST
19	65	GARCIA,Carlos	Team ITV Ocaña	Yamaha	SPA	01:42,323	9	10	00:03,991	00:00,299	140,91	Du	OP
20	30	RICO,Jorge	Cir.Albacete	Kawasaki	SPA	01:44,232	7	11	00:05,900	00:01,909	138,33		CM
21	90	REDONDO,Miguel	Anmargo-TMR	Kawasaki	SPA	01:45,117	2	9	00:06,785	00:00,885	137,16	Du	ST
22	92	MANZANEQUE,Sergio	Cir.Albacete		SPA	01:45,483	7	10	00:07,151	00:00,366	136,69		CM
23	98	MALO,Alan	CRT Motorsport	Honda	SPA	01:45,604	5	8	00:07,272	00:00,121	136,53	Mi	ST
24	114	PUERTO,Damián	Team Puerto	MV Augusta	SPA	01:45,697	13	13	00:07,365	00:00,093	136,41		CV
25	55	DE PEDRO,Emilio	Cir.Albacete	Yamaha	SPA	01:48,325	7	8	00:09,993	00:02,628	133,1		CM
26	120	DE LA CRUZ,Alejandro	Team de la Cruz	Kawasaki	SPA	01:51,061	6	13	00:12,729	00:02,736	129,82		CV

Circuit de la C.Valenciana

Final Official

Provisional Official

Length: 4005 m. Hour: 11:14

JURY:

Hour:

C.of the Course:

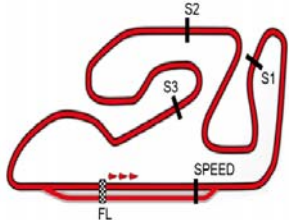
Hour:

C.Timekeeper:

Hour: 11:46:21



CRONOCIRCUIT: oscar.gutierrez@circuitvalencia.com



Circuit de la C.Valenciana

12 - 13 September 2015

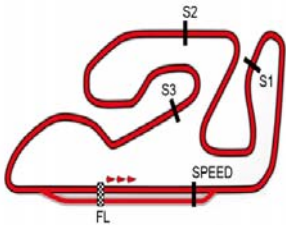
Circuit de la C.Valenciana

CEV.Circuit

VUELTA A VUELTA SECTORES Qualifying Practice 1 GB Stck600.Open600

12 - LORENTE,Rogelio							P.Vmax: 12	T. Ideal: 01:40,852
V. Tiempo	Sector 1	Sector 2	Sector 3	Sector 4	V.Max	Hora		
1	START	00:59,265	00:28,183	00:25,418	00:27,545			5 01:42,090
2	01:41,717	00:22,800	00:26,907	00:24,868	00:27,142	243,24	11:19:01	6 01:42,151
3	01:41,593	00:22,925	00:26,991	00:24,661	00:27,016	246,58	11:20:42	7 01:42,563
4	08:23,677	05:07,534	00:27,250	00:25,247	00:27,156		11:29:06	8 01:42,856
5	01:41,667	00:23,012	00:26,525	00:24,685	00:27,445	236,07	11:30:48	9 01:43,241
6	01:41,566	00:22,844	00:26,895	00:24,701	00:27,126	244,90	11:32:29	10 01:42,475
7	01:41,731	00:22,980	00:26,723	00:24,653	00:27,375	244,07	11:34:11	11 01:43,656
8	PIT	00:23,191	00:26,717	00:24,811	00:33,771	242,42	11:35:59	12 01:42,024
9	03:41,223	02:22,710	00:26,813	00:24,514	00:27,186		11:39:41	13 01:42,299
10	01:42,067	00:23,075	00:26,749	00:24,705	00:27,538	242,42	11:41:23	14 01:43,259
11	01:42,067	00:22,840	00:27,316	00:24,712	00:27,199	244,90	11:43:05	
12	PIT	00:27,057	00:27,381	00:25,985	00:37,164	244,07	11:45:02	
25 - ARBEL,Loic							P.Vmax: 1	T. Ideal: 01:40,646
V. Tiempo	Sector 1	Sector 2	Sector 3	Sector 4	V.Max	Hora		
1	START	01:21,330	00:27,316	00:24,936	00:28,839		11:17:41	
2	01:40,820	00:22,697	00:26,476	00:24,512	00:27,135	242,42	11:19:22	
3	01:44,836	00:22,972	00:27,712	00:26,174	00:27,978	243,24	11:21:07	
4	06:12,320	02:35,324	00:27,381	00:25,422	00:29,720		11:27:19	
5	01:40,777	00:22,637	00:26,472	00:24,519	00:27,149	243,24	11:29:00	
6	01:41,227	00:22,553	00:26,577	00:24,988	00:27,109	250,87	11:30:41	
26 - BELLVER,Juan A.							P.Vmax: 8	T. Ideal: 01:41,873
V. Tiempo	Sector 1	Sector 2	Sector 3	Sector 4	V.Max	Hora		
1	START	00:39,086	00:30,668	00:25,789	00:28,794		11:17:03	
2	01:50,942	00:27,992	00:29,517	00:25,759	00:27,674	246,58	11:18:54	
3	01:43,216	00:23,264	00:27,370	00:25,204	00:27,378	245,73	11:20:37	
4	06:56,548	03:37,699	00:28,421	00:25,663	00:28,127		11:27:34	
5	01:42,843	00:23,278	00:27,191	00:25,254	00:27,120	244,07	11:29:16	
6	01:41,963	00:22,917	00:26,966	00:24,989	00:27,091	245,73	11:30:58	
7	01:47,920	00:24,829	00:29,632	00:26,275	00:27,184	244,90	11:32:46	
8	01:42,549	00:22,958	00:26,933	00:25,186	00:27,472	247,42	11:34:29	
9	01:42,663	00:23,223	00:27,119	00:25,022	00:27,299	247,42	11:36:11	
10	01:42,112	00:23,046	00:26,973	00:24,935	00:27,158	247,42	11:37:54	
11	02:02,196	00:29,976	00:31,973	00:29,928	00:30,319	245,73	11:39:56	
12	01:42,809	00:23,176	00:27,097	00:25,151	00:27,385	248,28	11:41:39	
13	01:42,288	00:23,087	00:27,048	00:25,030	00:27,123	246,58	11:43:21	
14	01:42,296	00:22,950	00:26,930	00:25,143	00:27,273	247,42	11:45:03	
30 - RICO,Jorge							P.Vmax: 19	T. Ideal: 01:43,924
V. Tiempo	Sector 1	Sector 2	Sector 3	Sector 4	V.Max	Hora		
1	START	01:53,847	00:43,872	00:36,322	00:31,463		11:18:44	
2	01:46,510	00:24,239	00:28,019	00:25,875	00:28,377	236,07	11:20:31	
3	PIT	03:40,951	00:30,733	00:26,144	00:38,562		11:27:43	
4	02:39,061	01:16,893	00:28,330	00:25,763	00:28,075		11:30:22	
5	01:44,646	00:23,390	00:27,577	00:25,703	00:27,976	241,61	11:32:07	
6	01:44,703	00:23,635	00:27,415	00:25,852	00:27,801	236,84	11:33:52	
7	01:44,232	00:23,540	00:27,321	00:25,576	00:27,795	239,20	11:35:36	
8	01:44,291	00:23,471	00:27,435	00:25,418	00:27,967	237,62	11:37:20	
9	PIT	00:23,400	00:27,334	00:25,647	00:33,414	241,61	11:39:10	
10	03:05,095	01:43,512	00:27,884	00:25,619	00:28,080		11:42:15	
11	01:46,307	00:23,504	00:27,617	00:26,961	00:28,225	236,84	11:44:01	
37 - CONCHA,Rodrigo							P.Vmax: 10	T. Ideal: 01:41,520
V. Tiempo	Sector 1	Sector 2	Sector 3	Sector 4	V.Max	Hora		
1	START	00:48,910	00:28,599	00:24,890	00:28,411		11:17:09	
2	01:45,069	00:23,227	00:28,018	00:25,743	00:28,081	240,80	11:18:54	
3	01:42,840	00:23,018	00:27,128	00:25,299	00:27,395	244,07	11:20:37	
4	06:40,234	03:26,737	00:27,185	00:25,150	00:27,582		11:27:17	
39 - QUERO,Borja							P.Vmax: 5	T. Ideal: 01:38,980
V. Tiempo	Sector 1	Sector 2	Sector 3	Sector 4	V.Max	Hora		
1	START	00:25,196	00:29,497	00:23,904	00:27,555		11:16:45	
2	01:40,826	00:22,885	00:26,652	00:24,493	00:26,796	247,42	11:18:25	
3	01:40,615	00:22,790	00:26,799	00:24,333	00:26,693	249,13	11:20:06	
4	07:21,741	04:13,790	00:27,697	00:24,365	00:26,623		11:27:28	
5	01:39,460	00:22,453	00:26,281	00:24,028	00:26,698	249,13	11:29:07	
6	01:39,543	00:22,607	00:26,346	00:23,995	00:26,595	249,13	11:30:47	
7	01:47,753	00:25,245	00:30,164	00:25,151	00:27,193	248,28	11:32:35	
8	01:39,363	00:22,313	00:26,459	00:24,093	00:26,498	248,28	11:34:14	
9	01:54,057	00:25,931	00:33,698	00:27,287	00:27,141	250,00	11:36:08	
10	01:39,811	00:22,387	00:26,340	00:24,091	00:26,993	250,00	11:37:48	
11	PIT	00:29,091	00:28,380	00:25,753	00:33,382	248,28	11:39:44	
12	02:14,534	00:56,826	00:26,685	00:24,332	00:26,691		11:41:59	
13	01:39,545	00:22,605	00:26,265	00:24,167	00:26,508	249,13	11:43:39	
42 - RAMIREZ,Marcos							P.Vmax: 7	T. Ideal: 01:37,849
V. Tiempo	Sector 1	Sector 2	Sector 3	Sector 4	V.Max	Hora		
1	START	00:25,322	00:28,832	00:23,468	00:27,101		11:16:43	
2	01:39,468	00:22,589	00:26,219	00:24,098	00:26,562	245,73	11:18:23	
3	01:39,123	00:22,463	00:25,969	00:24,318	00:26,373	248,28	11:20:02	
4	07:25,386	02:36,032	00:27,340	00:24,042	00:26,332		11:27:27	
5	01:38,715	00:22,330	00:25,900	00:23,819	00:26,666	246,58	11:29:06	
6	01:38,332	00:22,204	00:25,877	00:23,951	00:26,300	249,13	11:30:44	
7	PIT	00:28,858	00:28,920	00:24,827	00:36,438	242,42	11:32:43	
50 - ABADIE,Hugo							P.Vmax: 12	T. Ideal: 01:40,369
V. Tiempo	Sector 1	Sector 2	Sector 3	Sector 4	V.Max	Hora		
1	START	00:33,729	00:36,683		00:42,001		11:16:51	
2	01:42,343	00:23,283	00:27,038	00:24,915	00:27,107	240,00	11:18:33	
3	01:41,613	00:23,063	00:26,871	00:24,549	00:27,130	243,24	11:20:15	
4	07:13,974	04:00,589	00:27,393	00:24,652	00:27,065		11:27:29	
5	01:40,713	00:22,835	00:26,458	00:24,488	00:26,932	241,61	11:29:10	
6	PIT	00:22,833	00:26,557		00:50,559	240,80	11:30:50	
7	03:12,799	01:50,030	00:29,807	00:25,700	00:27,262		11:34:02	
8	01:41,460	00:22,966	00:26,834	00:24,496	00:27,164	242,42	11:35:44	
9	01:41,128	00:22,755	00:26,697	00:24,526	00:27,150	244,90	11:37:25	
10	01:40,968	00:22,705	00:26,644	00:24,402	00:27,217	244,90	11:39:06	
11	01:41,244	00:22,790	00:26,684	00:24,529	00:27,241	244,07	11:40:47	
12	01:40,901	00:22,833	00:26,442	00:24,429	00:27,197	241,61	11:42:28	
13	01:42,417	00:22,814	00:27,307	00:24,976	00:27,320	242,42	11:44:10	
53 - NAVARRO,Raúl							P.Vmax: 23	T. Ideal: 01:41,136
V. Tiempo	Sector 1	Sector 2	Sector 3	Sector 4	V.Max	Hora		
1	START	00:40,708	00:28,832	00:24,027	00:28,500		11:17:01	
2	01:41,483	00:22,892	00:26,799	00:24,374	00:27,418	237,62	11:18:42	
55 - DE PEDRO,Emilio							P.Vmax: 25	T. Ideal: 01:46,987
V. Tiempo	Sector 1	Sector 2	Sector 3	Sector 4	V.Max	Hora		
1	START	01:57,560	00:30,217	00:27,414	00:29,092		11:18:23	
2	01:48,810	00:25,179	00:28,806	00:26,217	00:28,608	235,29	11:20:12	





Circuit de la C. Valenciana

12 - 13 September 2015

Circuit de la C. Valenciana

CEV.Circuit

VUELTA A VUELTA SECTORES Qualifying Practice 1 GB Stck600.Open600

Table with 12 columns (number, time, sector times, V.Max, Hora) for riders 3-12. Includes data for Sergio Pastrana, Carlos Garcia, and Jacopo Cretaro.

57 - PASTRANA,Sergio P.Vmax: 12 T. Ideal: 01:40,386

Table with 7 columns (V. Tiempo, Sector 1-4, V.Max, Hora) for rider Sergio Pastrana, rows 1-12.

65 - GARCIA,Carlos P.Vmax: 19 T. Ideal: 01:42,213

Table with 7 columns (V. Tiempo, Sector 1-4, V.Max, Hora) for rider Carlos Garcia, rows 1-10.

73 - CRETARO,Jacopo P.Vmax: 1 T. Ideal: 01:40,745

Table with 7 columns (V. Tiempo, Sector 1-4, V.Max, Hora) for rider Jacopo Cretaro, rows 1-13.

60 - LECUONA,Iker P.Vmax: 12 T. Ideal: 01:41,230

Table with 7 columns (V. Tiempo, Sector 1-4, V.Max, Hora) for rider Iker Lecuona, rows 1-13.

61 - CLIMENT,Oscar P.Vmax: 8 T. Ideal: 01:40,147

Table with 7 columns (V. Tiempo, Sector 1-4, V.Max, Hora) for rider Oscar Climent, rows 1-12.

77 - CARBO,Diego P.Vmax: 10 T. Ideal: 01:41,451

Table with 7 columns (V. Tiempo, Sector 1-4, V.Max, Hora) for rider Diego Carbo, rows 1-12.

82 - ROSELL,Elena P.Vmax: 5 T. Ideal: 01:38,310

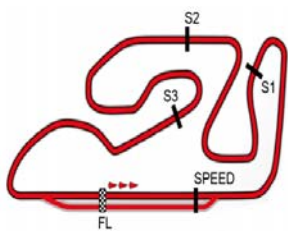
Table with 7 columns (V. Tiempo, Sector 1-4, V.Max, Hora) for rider Elena Rosell, rows 1-8.

64 - JAKAB,Amauri P.Vmax: 12 T. Ideal: 01:41,289

Table with 7 columns (V. Tiempo, Sector 1-4, V.Max, Hora) for rider Amauri Jakab, rows 1-6.



CRONOCIRCUIT: oscar.gutierrez@circuitvalencia.com



Circuit de la C.Valenciana

12 - 13 September 2015

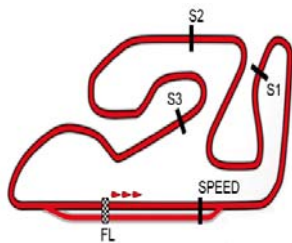
Circuit de la C.Valenciana

CEV.Circuit

VUELTA A VUELTA SECTORES Qualifying Practice 1 GB Stck600.Open600

Table with 7 columns: V. Tiempo, Sector 1, Sector 2, Sector 3, Sector 4, V.Max, Hora. It lists race results for various riders across multiple laps (90-96, 98-100, 114-120) with their respective sector times and overall race times.





Circuit de la C.Valenciana

12 - 13 September 2015

Circuit de la C.Valenciana

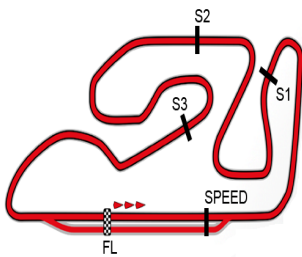
CEV.Circuit

Velocidades máximas Qualifying Practice 1 GB Stck600.Open600

Piloto	Nacionalidad/Res.	Marca	Mejores 5 velocidades máx.					Media	Máx.
25 ARBEL,Loic	FRA	Yamaha	250,9	243,2	243,2	242,4		244,9	250,9
99 RODRIGUEZ,Pedro	SPA	Yamaha	250,9	250,9	249,1	248,3	246,6	249,1	250,9
94 DUERLUND,Pontus	SWE	Yamaha	250,9	248,3	247,4	247,4	247,4	248,3	250,9
73 CRETARO,Jacopo	SPA	Yamaha	250,9	250,0	246,6	246,6	244,9	247,8	250,9
39 QUERO,Borja	SPA	Yamaha	250,0	250,0	249,1	249,1	249,1	249,5	250,0
82 ROSELL,Elena	SPA	Kawasaki	250,0	247,4	246,6	245,7	244,9	246,9	250,0
42 RAMIREZ,Marcos	SPA	Yamaha	249,1	248,3	246,6	245,7	242,4	246,4	249,1
61 CLIMENT,Oscar	SPA	Yamaha	248,3	247,4	247,4	246,6	246,6	247,3	248,3
26 BELLVER,Juan A.	SPA	Kawasaki	248,3	247,4	247,4	247,4	247,4	247,6	248,3
77 CARBO,Diego	SPA	Yamaha	247,4	246,6	243,2	241,6	240,8	243,9	247,4
12 LORENTE,Rogelio	SPA	Yamaha	246,6	244,9	244,9	244,1	244,1	244,9	246,6
60 LECUONA,Iker	SPA	Honda	246,6	242,4	242,4	242,4	242,4	243,3	246,6
90 REDONDO,Miguel	SPA	Kawasaki	246,6	244,1	243,2	243,2	242,4	243,9	246,6
64 JAKAB,Amauri	BEL	Yamaha	245,7	245,7	244,9	244,9	244,9	245,2	245,7
57 PASTRANA,Sergio	SPA	Yamaha	244,9	244,1	244,1	243,2	243,2	243,9	244,9
50 ABADIE,Hugo	FRA	Yamaha	244,9	244,9	244,1	243,2	242,4	243,9	244,9
37 CONCHA,Rodrigo	CHI	Yamaha	244,9	244,1	243,2	243,2	243,2	243,7	244,9
96 MORALES,Paco	SPA	Honda	242,4	242,4	240,8	240,8	240,0	241,3	242,4
65 GARCIA,Carlos	SPA	Kawasaki	241,6	241,6	241,6	240,8	240,8	241,3	241,6
30 RICO,Jorge	SPA	Yamaha	241,6	241,6	239,2	237,6	236,8	239,4	241,6
114 PUERTO,Damián	SPA	MV Augusta	239,2	237,6	237,6	236,8	236,8	237,6	239,2
120 DE LA CRUZ,Alejandro	SPA	Kawasaki	238,4	237,6	236,1	236,1	234,5	236,5	238,4
53 NAVARRO,Raúl	SPA	Yamaha	237,6					237,6	237,6
55 DE PEDRO,Emilio	SPA	Yamaha	236,1	235,3	235,3	235,3	233,8	235,1	236,1
98 MALO,Alan	SPA	Honda	234,5	234,5	233,8	233,0	232,3	233,6	234,5
92 MANZANEQUE,Sergio	SPA		233,0	232,3	231,5	231,5	231,5	232,0	233,0



CRONOCIRCUIT: oscar.gutierrez@circuitvalencia.com



Circuit de la C.Valenciana

12 - 13 September 2015

Circuit de la C.Valenciana

CEV.Circuit

ANALISIS PIT Qualifying Practice 1 GB Stck600.Open600

12 LORENTE,Rogelio Team TST Racing Time IN Time OUT GAP Lap 11:35:59,855 11:37:59,450 00:01:59,595 8 11:45:02,799 ... 12 Num. P. 2 Total in PIT: 00:01:59,595	65 GARCIA,Carlos Team Team ITV Ocaña Time IN Time OUT GAP Lap 11:33:29,952 11:37:09,489 00:03:39,537 6 Num. P. 1 Total in PIT: 00:03:39,537	120 DE LA CRUZ,Alejandro Team Team de la Cruz Time IN Time OUT GAP Lap 11:45:35,874 ... 13 Num. P. 1 Total in PIT:
30 RICO,Jorge Team Cir.Albacete Time IN Time OUT GAP Lap 11:27:43,596 11:28:37,550 00:00:53,954 3 11:39:10,324 11:40:29,905 00:01:19,581 9 Num. P. 2 Total in PIT: 00:02:13,535	73 CRETARO,Jacopo Team Middel de.do.max Time IN Time OUT GAP Lap 11:43:03,059 ... 13 Num. P. 1 Total in PIT:	
39 QUERO,Borja Team A.Arroyo Pastrana Time IN Time OUT GAP Lap 11:39:44,930 11:40:22,763 00:00:37,833 11 Num. P. 1 Total in PIT: 00:00:37,833	77 CARBO,Diego Team Nazca Racing T. Time IN Time OUT GAP Lap 11:32:34,848 11:34:45,070 00:02:10,222 7 Num. P. 1 Total in PIT: 00:02:10,222	
42 RAMIREZ,Marcos Team A.Arroyo Pastrana Time IN Time OUT GAP Lap 11:32:43,793 ... 7 Num. P. 1 Total in PIT:	82 ROSELL,Elena Team Kawa. Palmeto PL Time IN Time OUT GAP Lap 11:33:50,319 11:35:37,391 00:01:47,072 8 Num. P. 1 Total in PIT: 00:01:47,072	
50 ABADIE,Hugo Team VST Racing T. Time IN Time OUT GAP Lap 11:30:50,008 11:32:15,055 00:01:25,047 6 Num. P. 1 Total in PIT: 00:01:25,047	90 REDONDO,Miguel Team Anmargo-TMR Time IN Time OUT GAP Lap 11:30:58,289 11:32:11,099 00:01:12,810 3 11:39:37,516 11:41:43,131 00:02:05,615 7 Num. P. 2 Total in PIT: 00:03:18,425	
55 DE PEDRO,Emilio Team Cir.Albacete Time IN Time OUT GAP Lap 11:37:58,368 ... 8 Num. P. 1 Total in PIT:	92 MANZANEQUE,Sergio Team Cir.Albacete Time IN Time OUT GAP Lap 11:41:17,220 ... 10 Num. P. 1 Total in PIT:	
57 PASTRANA,Sergio Team A.Arroyo Pastrana Time IN Time OUT GAP Lap 11:33:01,701 11:34:29,506 00:01:27,805 7 Num. P. 1 Total in PIT: 00:01:27,805	94 DUERLUND,Pontus Team Avanti Automotive Time IN Time OUT GAP Lap 11:44:50,386 ... 12 Num. P. 1 Total in PIT:	
60 LECUONA,Iker Team Team Leucona Time IN Time OUT GAP Lap 11:44:21,779 ... 13 Num. P. 1 Total in PIT:	96 MORALES,Paco Team Asoc.P.Morales Time IN Time OUT GAP Lap 11:44:38,928 ... 14 Num. P. 1 Total in PIT:	
61 CLIMENT,Oscar Team CRT Motorsport Time IN Time OUT GAP Lap 11:37:19,149 11:39:35,782 00:02:16,633 9 Num. P. 1 Total in PIT: 00:02:16,633	114 PUERTO,Damián Team Team Puerto Time IN Time OUT GAP Lap 11:38:44,982 11:39:26,845 00:00:41,863 10 Num. P. 1 Total in PIT: 00:00:41,863	
64 JAKAB,Amari Team JEG Time IN Time OUT GAP Lap		



CRONOCIRCUIT: oscar.gutierrez@circuitvalencia.com