



MotoDes



CEV.Circuit

12 - 13 September 2015

Circuit de la C.Valenciana

Length: 4005 metros

Results Qualifying Practice 1 GA Stck600.Open600

Table with columns: Pos., N., Rider, Team, Motorcycle, Nat., Best Lap, iL, Laps, Gap, Interval, Speed, Tyr., Cat. It lists 28 riders and their performance metrics.

Circuit de la C.Valenciana

Final Official

Provisional Official

Length: 4005 m. Hour: 10:39

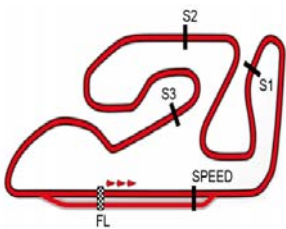
JURY:
Hour:

C.of the Course:
Hour:

C.Timekeeper:
Hour: 11:14:18



CRONOCIRCUIT: oscar.gutierrez@circuitvalencia.com



Circuit de la C.Valenciana

12 - 13 September 2015

Circuit de la C.Valenciana

CEV.Circuit

VUELTA A VUELTA SECTORES Qualifying Practice 1 GA Stck600.Open600

3 - GUERRA,Emilio		P.Vmax: 28		T. Ideal: 01:44,013			
V. Tiempo	Sector 1	Sector 2	Sector 3	Sector 4	V.Max	Hora	
1	START	02:18,610	00:31,824	00:26,411	00:29,796		10:43:45
2	01:51,341	00:26,102	00:29,499	00:25,909	00:29,831	233,01	10:45:37
3	PIT	00:25,798	00:29,099	00:25,422	00:38,254	235,29	10:47:35
4	02:47,482	01:25,615	00:28,337	00:24,899	00:28,631		10:50:23
5	01:45,672	00:24,687	00:27,994	00:24,704	00:28,287	235,29	10:52:08
6	01:46,236	00:24,865	00:28,085	00:24,599	00:28,687	234,53	10:53:55
7	01:47,607	00:25,352	00:28,398	00:24,530	00:29,327	233,77	10:55:42
8	PIT	00:25,125	00:28,289	00:24,582	00:40,864	234,53	10:57:41
9	03:44,916	02:22,884	00:28,517	00:24,874	00:28,641		11:01:26
10	01:45,117	00:24,719	00:27,758	00:24,391	00:28,249	236,07	11:03:11
11	01:44,789	00:24,551	00:27,733	00:24,254	00:28,251	235,29	11:04:56
12	01:44,013	00:24,397	00:27,527	00:23,970	00:28,119	233,77	11:06:40

4 - LARREA,Patxi		P.Vmax: 17		T. Ideal: 01:42,524			
V. Tiempo	Sector 1	Sector 2	Sector 3	Sector 4	V.Max	Hora	
1	START	00:30,126	00:30,915	00:26,090	00:29,527		10:41:55
2	01:46,502	00:25,056	00:28,513	00:24,768	00:28,165	236,07	10:43:42
3	01:54,908	00:24,651	00:30,532	00:28,817	00:30,908	238,41	10:45:37
4	01:44,368	00:24,693	00:27,687	00:24,195	00:27,793	241,61	10:47:21
5	01:43,273	00:24,174	00:27,362	00:24,146	00:27,591	240,00	10:49:04
6	PIT	00:24,820	00:28,452	00:24,779	00:35,992	239,20	10:50:59
7	06:54,904	05:32,077	00:29,633	00:24,876	00:28,318		10:57:53
8	01:43,844	00:24,499	00:27,775	00:24,029	00:27,541	236,84	10:59:37
9	01:43,370	00:24,333	00:27,622	00:24,001	00:27,414	238,41	11:01:21
10	01:42,926	00:24,134	00:27,279	00:24,166	00:27,347	240,80	11:03:04
11	01:42,926	00:24,197	00:27,042	00:24,132	00:27,555	240,00	11:04:47
12	01:48,612	00:24,185	00:27,100	00:25,131	00:32,196	240,00	11:06:35

5 - MARTIN,Oscar		P.Vmax: 13		T. Ideal: 01:45,090			
V. Tiempo	Sector 1	Sector 2	Sector 3	Sector 4	V.Max	Hora	
1	START	01:37,064	00:34,229	00:27,801	00:30,196		10:43:08
2	01:50,237	00:26,850	00:28,996	00:25,722	00:28,669	238,41	10:44:58
3	01:46,671	00:25,046	00:27,948	00:25,178	00:28,499	240,80	10:46:45
4	01:47,189	00:25,065	00:27,773	00:25,228	00:29,123	242,42	10:48:32
5	01:47,322	00:24,964	00:28,181	00:25,473	00:28,704	240,80	10:50:19
6	01:46,408	00:24,967	00:27,785	00:25,104	00:28,552	240,00	10:52:06
7	PIT	00:24,831	00:27,727	00:24,737	00:41,729	240,80	10:54:05
8	03:22,922	01:59,310	00:29,152	00:25,662	00:28,798		10:57:28
9	01:47,552	00:24,790	00:28,986	00:25,348	00:28,428	240,80	10:59:15
10	01:45,609	00:24,762	00:28,040	00:24,705	00:28,102	239,20	11:01:01
11	01:45,480	00:24,664	00:27,690	00:24,716	00:28,410	243,24	11:02:46
12	01:45,843	00:24,883	00:27,619	00:24,861	00:28,480	242,42	11:04:32
13	01:45,350	00:24,750	00:27,643	00:24,789	00:28,168	241,61	11:06:18

8 - ZAMORANO,Joan		P.Vmax: 13		T. Ideal: 01:41,445			
V. Tiempo	Sector 1	Sector 2	Sector 3	Sector 4	V.Max	Hora	
1	PIT	01:00,606	00:29,104	00:25,637	00:35,523		10:42:30
2	02:46,880	01:27,313	00:27,593	00:24,213	00:27,761		10:45:17
3	01:41,997	00:24,126	00:26,755	00:23,684	00:27,432	243,24	10:46:59
4	01:41,775	00:23,946	00:26,819	00:23,613	00:27,397	243,24	10:48:40
5	01:42,045	00:23,904	00:26,726	00:23,535	00:27,880	243,24	10:50:22
6	01:42,040	00:23,805	00:26,757	00:24,099	00:27,379	242,42	10:52:04
7	01:41,706	00:23,839	00:26,794	00:23,662	00:27,411	243,24	10:53:46
8	PIT	00:24,612	00:27,903	00:36,866	00:35,071	240,80	10:55:51

11 - CARRERA,Iker		P.Vmax: 29		T. Ideal: 01:43,779			
V. Tiempo	Sector 1	Sector 2	Sector 3	Sector 4	V.Max	Hora	
1	START	01:31,068	00:30,832	00:25,453	00:29,628		10:42:56
2	01:46,910	00:24,989	00:28,454	00:24,807	00:28,660	228,57	10:44:43

15 - PALAO,Julio D.		P.Vmax: 17		T. Ideal: 01:39,687			
V. Tiempo	Sector 1	Sector 2	Sector 3	Sector 4	V.Max	Hora	
1	START	01:04,964	00:29,597	00:24,766	00:27,326		10:42:25
2	01:41,621	00:24,230	00:26,898	00:23,626	00:26,867	250,00	10:44:07
3	01:40,505	00:23,824	00:26,705	00:23,304	00:26,672	249,13	10:45:48
4	01:40,414	00:23,882	00:26,491	00:23,267	00:26,774	250,00	10:47:28
5	PIT	00:23,821	00:26,963	00:23,793	00:34,991	247,42	10:49:18
6	08:45,676	07:25,176	00:28,913	00:24,673	00:26,914		10:58:03
7	01:40,221	00:23,792	00:26,461	00:23,379	00:26,589	249,13	10:59:43
8	01:40,153	00:24,115	00:26,380	00:23,132	00:26,526	251,75	11:01:24
9	PIT	00:23,649	00:26,458	00:23,237	00:37,276	250,00	11:03:14

16 - CASCANTE,Oier		P.Vmax: 15		T. Ideal: 01:39,861			
V. Tiempo	Sector 1	Sector 2	Sector 3	Sector 4	V.Max	Hora	
1	START	00:50,121	00:28,711	00:24,691	00:27,882		10:42:10
2	01:42,296	00:24,189	00:27,072	00:23,953	00:27,082	240,80	10:43:52
3	01:42,043	00:24,064	00:26,606	00:24,017	00:27,356	237,62	10:45:35
4	01:41,748	00:23,798	00:26,576	00:24,076	00:27,298	238,41	10:47:16
5	01:41,383	00:23,806	00:26,590	00:23,844	00:27,143	239,20	10:48:58
6	PIT	00:24,543	00:27,736	00:26,350	00:36,516	240,00	10:50:53
7	06:07,512	04:48,484	00:27,048	00:24,564	00:27,416		10:57:00
8	01:40,335	00:23,700	00:26,630	00:23,444	00:26,561	240,80	10:58:41
9	01:40,393	00:23,675	00:26,181	00:23,704	00:26,833	242,42	11:00:21
10	PIT	00:26,185	00:29,920	00:26,397	00:37,963	240,00	11:02:22

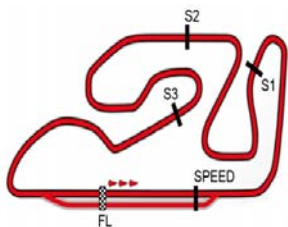
17 - GARCIA,Miguel		P.Vmax: 17		T. Ideal: 01:40,950			
V. Tiempo	Sector 1	Sector 2	Sector 3	Sector 4	V.Max	Hora	
1	START	01:59,319	00:28,606	00:25,338	00:28,032		10:43:20
2	PIT	00:24,403	00:27,128	00:23,952	00:33,262	238,41	10:45:09
3	03:36,087	02:16,034	00:27,591	00:24,573	00:27,889		10:48:45
4	01:42,674	00:24,145	00:27,052	00:23,945	00:27,532	240,80	10:50:28
5	01:42,471	00:24,171	00:27,021	00:23,723	00:27,556	240,80	10:52:10
6	01:42,352	00:23,972	00:27,013	00:23,625	00:27,742	240,00	10:53:52
7	01:41,569	00:23,967	00:26,733	00:23,610	00:27,259	240,00	10:55:34
8	01:41,997	00:23,994	00:26,849	00:23,805	00:27,349	240,00	10:57:16
9	01:41,252	00:23,951	00:26,768	00:23,514	00:27,019	239,20	10:58:57
10	01:50,982	00:23,929	00:28,179	00:30,970	00:27,904	240,00	11:00:48
11	01:41,619	00:23,797	00:26,620	00:23,686	00:27,516	240,80	11:02:30
12	01:54,889	00:23,934	00:28,649	00:32,554	00:29,752	241,61	11:04:25
13	01:42,724	00:23,981	00:26,702	00:23,633	00:28,408	240,80	11:06:07

19 - DUFOUR,Paul		P.Vmax: 8		T. Ideal: 01:44,428			
V. Tiempo	Sector 1	Sector 2	Sector 3	Sector 4	V.Max	Hora	
1	START	23:28,502	00:29,581	00:24,860	00:29,251		11:04:51
2	01:44,428	00:24,439	00:28,019	00:24,490	00:27,480	245,73	11:06:35

20 - GOURIN,Thibaut		P.Vmax: 8		T. Ideal: 01:39,771			
V. Tiempo	Sector 1	Sector 2	Sector 3	Sector 4	V.Max	Hora	
1	START	01:06,494	00:28,777	00:26,208	00:27,475		10:42:28
2	01:40,996	00:23,935	00:26,474	00:23,609	00:26,978	244,90	10:44:09



CRONOCIRCUIT: oscar.gutierrez@circuitvalencia.com



Circuit de la C. Valenciana

12 - 13 September 2015

Circuit de la C. Valenciana

CEV.Circuit

VUELTA A VUELTA SECTORES Qualifying Practice 1 GA Stck600.Open600

3	01:41,244	00:23,807	00:26,350	00:23,861	00:27,226	244,90	10:45:50
4	01:41,292	00:23,763	00:26,656	00:23,847	00:27,026	244,07	10:47:31
5	01:40,426	00:23,699	00:26,236	00:23,607	00:26,884	244,90	10:49:12
6	PIT	00:23,606	00:26,529	00:24,230	00:32,952	245,73	10:50:59
7	06:23,648	05:04,550	00:28,002	00:24,168	00:26,928		10:57:23
8	NULL	00:23,682	00:26,256	00:23,283	00:26,838	242,42	10:59:03
9	01:40,353	00:23,713	00:26,091	00:23,758	00:26,791	241,61	11:00:43
10	01:40,512	00:23,840	00:26,254	00:23,625	00:26,793	243,24	11:02:24
11	PIT	00:32,371	00:29,514	00:24,343	00:33,255	244,07	11:04:23

28 - OLMOS,Jorge		P.Vmax: 27		T. Ideal: 01:45,160	
-------------------------	--	------------	--	---------------------	--

V. Tiempo	Sector 1	Sector 2	Sector 3	Sector 4	V.Max	Hora	
1	START	02:23,819	00:29,216	00:25,589	00:29,756		10:43:47
2	01:49,211	00:25,767	00:28,335	00:25,916	00:29,193	235,29	10:45:36
3	01:46,316	00:25,669	00:27,805	00:24,552	00:28,290	236,84	10:47:23
4	01:46,079	00:25,319	00:28,051	00:24,556	00:28,153	234,53	10:49:09
5	01:45,593	00:25,109	00:27,552	00:24,544	00:28,388	236,07	10:50:54
6	01:45,723	00:25,171	00:27,678	00:24,451	00:28,423	232,26	10:52:40
7	PIT	00:25,928	00:28,530	00:26,075	00:34,555	234,53	10:54:35
8	03:53,406	02:30,316	00:29,054	00:25,290	00:28,746		10:58:29
9	01:46,018	00:25,177	00:27,703	00:24,676	00:28,462	236,07	11:00:15
10	01:45,546	00:25,282	00:27,765	00:24,367	00:28,132	235,29	11:02:00
11	01:49,334	00:25,360	00:28,075	00:27,048	00:28,851	236,84	11:03:49
12	PIT	00:50,963	00:30,093	00:25,279	00:35,660	231,51	11:06:11

31 - TRAIN,Toni		P.Vmax: 24		T. Ideal: 01:42,593	
------------------------	--	------------	--	---------------------	--

V. Tiempo	Sector 1	Sector 2	Sector 3	Sector 4	V.Max	Hora	
1	START	01:16,835	00:30,066	00:25,754	00:28,102		10:42:40
2	01:43,988	00:24,567	00:27,138	00:24,666	00:27,617	237,62	10:44:24
3	01:48,700	00:24,186	00:27,970	00:28,179	00:28,365	238,41	10:46:12
4	01:42,593	00:24,032	00:27,108	00:23,860	00:27,593	239,20	10:47:55

34 - PINSACH,Xavier		P.Vmax: 2		T. Ideal: 01:38,904	
----------------------------	--	-----------	--	---------------------	--

V. Tiempo	Sector 1	Sector 2	Sector 3	Sector 4	V.Max	Hora	
1	START	01:07,692	00:28,173	00:31,691	00:27,084		10:42:33
2	01:40,789	00:23,753	00:26,886	00:23,255	00:26,895	245,73	10:44:14
3	01:39,682	00:23,552	00:26,182	00:23,028	00:26,920	244,90	10:45:54
4	01:56,153	00:26,834	00:36,984	00:25,281	00:27,054	249,13	10:47:50
5	01:39,273	00:23,444	00:26,121	00:22,996	00:26,712	247,42	10:49:29
6	01:39,342	00:23,380	00:26,084	00:23,136	00:26,742	245,73	10:51:09
7	01:39,283	00:23,426	00:26,081	00:23,078	00:26,698	244,90	10:52:48
8	01:39,625	00:23,469	00:26,168	00:23,179	00:26,809	245,73	10:54:28
9	PIT	00:24,326	00:27,421	00:24,053	00:35,621	244,90	10:56:19
10	05:35,048	04:17,603	00:26,873	00:23,626	00:26,946		11:01:54
11	01:39,168	00:23,486	00:26,129	00:23,045	00:26,508	244,07	11:03:33
12	01:40,339	00:23,350	00:26,050	00:24,072	00:26,867	244,07	11:05:14
13	PIT	00:26,748	00:28,366	00:24,930	00:36,091	245,73	11:07:10

41 - ROJAS,Miguel		P.Vmax: 26		T. Ideal: 01:46,733	
--------------------------	--	------------	--	---------------------	--

V. Tiempo	Sector 1	Sector 2	Sector 3	Sector 4	V.Max	Hora	
1	START	01:49,643	00:36,850	00:26,703	00:29,794		10:43:22
2	01:49,140	00:26,136	00:29,013	00:25,301	00:28,690	231,51	10:45:11
3	01:47,592	00:25,363	00:28,486	00:25,213	00:28,530	233,01	10:46:59
4	01:47,011	00:25,057	00:28,316	00:24,980	00:28,658	234,53	10:48:46
5	01:47,052	00:25,055	00:28,334	00:24,943	00:28,720	238,41	10:50:33
6	01:47,246	00:25,173	00:28,480	00:24,973	00:28,620	234,53	10:52:20
7	01:46,879	00:25,124	00:28,393	00:24,936	00:28,426	233,77	10:54:07
8	PIT	00:25,335	00:28,533	00:25,515	00:40,940	236,84	10:56:07
9	03:35,746	02:13,082	00:28,941	00:24,996	00:28,727		10:59:43
10	01:48,136	00:25,734	00:28,401	00:25,194	00:28,807	234,53	11:01:31
11	PIT	00:25,348	00:28,515	00:25,491	00:43,432	236,07	11:03:34

46 - RUIZ,Francisca		P.Vmax: 8		T. Ideal: 01:45,493	
----------------------------	--	-----------	--	---------------------	--

V. Tiempo	Sector 1	Sector 2	Sector 3	Sector 4	V.Max	Hora	
1	START	01:03,215	00:33,965	00:27,959	00:30,223		10:42:34
2	01:52,311	00:26,784	00:29,125	00:26,593	00:29,809	243,24	10:44:26
3	01:49,950	00:25,665	00:29,173	00:25,892	00:29,220	243,24	10:46:16
4	01:48,421	00:25,333	00:28,486	00:25,417	00:29,185	243,24	10:48:05
5	PIT	00:25,457	00:28,913	00:26,519	00:41,650	243,24	10:50:07
6	05:48,479	04:13,253	00:35,000	00:29,072	00:31,154		10:55:56
7	01:49,799	00:25,473	00:28,969	00:26,745	00:28,612	244,07	10:57:46
8	01:46,846	00:25,333	00:28,007	00:25,114	00:28,392	243,24	10:59:32
9	01:45,774	00:24,655	00:27,764	00:25,087	00:28,268	243,24	11:01:18
10	01:45,493	00:24,579	00:27,687	00:25,051	00:28,176	243,24	11:03:04
11	01:57,519	00:25,820	00:35,029	00:28,042	00:28,628	245,73	11:05:01

58 - MARTINEZ,Laura		P.Vmax: 22		T. Ideal: 01:47,549	
----------------------------	--	------------	--	---------------------	--

V. Tiempo	Sector 1	Sector 2	Sector 3	Sector 4	V.Max	Hora	
1	START	00:38,548	00:31,987	00:27,951	00:31,042		10:42:08
2	01:50,251	00:26,149	00:28,931	00:26,042	00:29,129	231,51	10:43:59
3	01:48,645	00:25,590	00:28,804	00:25,431	00:28,820	235,29	10:45:47
4	01:47,714	00:25,218	00:28,455	00:25,383	00:28,658	240,00	10:47:35
5	01:48,058	00:25,403	00:28,301	00:25,470	00:28,884	234,53	10:49:23
6	PIT	00:25,985	00:29,681	00:27,172	00:38,243	232,26	10:51:24
7	05:25,062	03:59,018	00:30,213	00:26,225	00:29,606		10:56:49
8	01:50,293	00:25,767	00:29,619	00:25,752	00:29,155	234,53	10:58:39
9	01:48,214	00:25,474	00:28,450	00:25,631	00:28,659	236,07	11:00:28
10	01:48,127	00:25,567	00:28,505	00:25,372	00:28,683	233,77	11:02:16
11	01:47,917	00:25,329	00:28,545	00:25,374	00:28,669	232,26	11:04:04
12	PIT	00:27,231	00:30,270	00:26,840	00:39,124	232,26	11:06:07

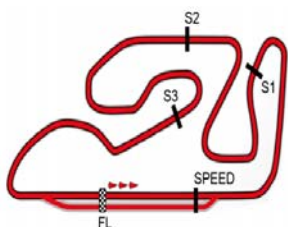
62 - HIDALGO,Fco.J.		P.Vmax: 4		T. Ideal: 01:39,461	
----------------------------	--	-----------	--	---------------------	--

V. Tiempo	Sector 1	Sector 2	Sector 3	Sector 4	V.Max	Hora	
1	START	01:20,140	00:28,695	00:25,230	00:27,198		10:42:40
2	01:40,735	00:23,835	00:26,363	00:23,619	00:26,918	248,28	10:44:21
3	01:41,276	00:24,266	00:26,826	00:23,403	00:26,781	244,07	10:46:02
4	01:39,874	00:23,575	00:26,297	00:23,204	00:26,800	243,24	10:47:42
5	PIT	00:23,866	00:26,277	00:23,294	00:34,820	245,73	10:49:30
6	PIT	01:30,426	00:26,794	00:24,216	00:33,126		10:52:25
7	04:40,326	03:22,781	00:27,050	00:23,663	00:26,832		10:57:05
8	01:39,794	00:23,552	00:26,406	00:23,137	00:26,699	243,24	10:58:45
9	01:39,992	00:23,554	00:26,382	00:23,506	00:26,550	244,07	11:00:25
10	01:40,554	00:23,635	00:26,940	00:23,273	00:26,706	246,58	11:02:05
11	01:40,096	00:23,569	00:26,381	00:23,357	00:26,789	244,07	11:03:46
12	01:40,032	00:23,497	00:26,501	00:23,302	00:26,732	243,24	11:05:26
13	PIT	00:25,709	00:27,384	00:24,710	00:34,002	243,24	11:07:17

63 - SORIANO,Yousef		P.Vmax: 24		T. Ideal: 01:43,751	
----------------------------	--	------------	--	---------------------	--

V. Tiempo	Sector 1	Sector 2	Sector 3	Sector 4	V.Max	Hora	
1	START	01:15,981	00:31,490	00:27,186	00:28,953		10:42:42
2	PIT	00:25,373	00:28,077	00:24,503	00:34,329	235,29	10:44:35
3	02:51,604	01:31,037	00:27,993	00:24,359	00:28,215		10:47:26
4	01:44,130	00:24,569	00:27,360	00:24,082	00:28,119	236,84	10:49:10
5	01:44,756	00:24,592	00:27,796	00:24,362	00:28,006	236,84	10:50:55
6	PIT	00:24,880	00:27,391	00:24,870	00:35,356	236,84	10:52:48
7	03:12,547	01:51,419	00:28,386	00:24,566	00:28,176		10:56:00
8	01:45,727	00:24,638	00:27,670	00:24,707	00:28,712	235,29	10:57:46
9	01:45,122	00:24,791	00:27,818	00:24,584	00:27,929	239,20	10:59:31
10	01:44,373	00:24,522	00:27,605	00:24,349	00:27,897	236,07	11:01:15
11	01:45,325	00:24,465	00:27,621	00:24,949	00:28,290	236,84	11:03:01
12	01:44,158	00:24,772	00:27,309	00:24,080	00:27,997	239,20	11:04:45
13	PIT	00:25,440	00:27,373	00:24,164	00:41,308	239,20	11:06:43





Circuit de la C. Valenciana

12 - 13 September 2015

Circuit de la C. Valenciana

CEV.Circuit

VUELTA A VUELTA SECTORES Qualifying Practice 1 GA Stck600.Open600

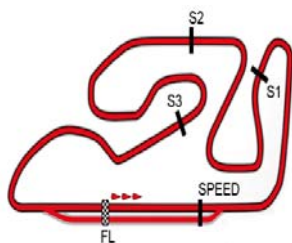
11	01:48,310	00:25,520	00:28,527	00:25,137	00:29,126	237,62	11:04:00
12	01:48,025	00:25,772	00:28,367	00:25,024	00:28,862	236,07	11:05:48

160 - RUIZ, Ignacio P.Vmax: 19 T. Ideal: 01:47,167

V.	Tiempo	Sector 1	Sector 2	Sector 3	Sector 4	V.Max	Hora
1	START	00:48,255	00:30,423	00:26,686	00:30,453		10:42:15
2	01:50,119	00:25,456	00:29,388	00:26,099	00:29,176	238,41	10:44:05
3	01:48,618	00:25,230	00:28,870	00:25,648	00:28,870	238,41	10:45:53
4	01:48,224	00:25,223	00:28,814	00:25,246	00:28,941	240,80	10:47:42
5	PIT	00:25,284	00:28,676	00:33,382	00:42,451	239,20	10:49:51
6	04:40,814	03:12,282	00:29,558	00:29,290	00:29,684		10:54:32
7	01:47,534	00:25,013	00:28,363	00:25,613	00:28,545	240,00	10:56:20



CRONOCIRCUIT: oscar.gutierrez@circuitvalencia.com



Circuit de la C.Valenciana

12 - 13 September 2015

Circuit de la C.Valenciana

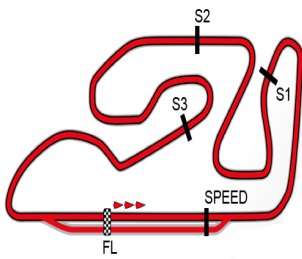
CEV.Circuit

Velocidades máximas Qualifying Practice 1 GA Stck600.Open600

Piloto	Nacionalidad/Res.	Marca	Mejores 5 velocidades máx.					Media	Máx.
15 PALAO,Julio D.	SPA	Kawasaki	251,7	250,0	250,0	250,0	249,1	250,2	251,7
34 PINSACH,Xavier	SPA	Kawasaki	249,1	247,4	245,7	245,7	245,7	246,8	249,1
85 ROMERO,Pedro	POR	Yamaha	249,1	248,3	247,4	246,6	246,6	247,6	249,1
62 HIDALGO,Fco.J.	SPA	Kawasaki	248,3	246,6	245,7	244,1	244,1	245,7	248,3
79 GARCIA,Aitor	SPA	Yamaha	247,4	246,6	244,9	244,9	244,1	245,6	247,4
93 LOPEZ,Didac	SPA	Yamaha	246,6	245,7	243,2	242,4	241,6	243,9	246,6
89 PALOMARES,Christian	SPA	Yamaha	246,6	245,7	245,7	245,7	244,9	245,7	246,6
20 GOURIN,Thibaut	FRA	Yamaha	245,7	244,9	244,9	244,9	244,1	244,9	245,7
46 RUIZ,Francisca	SPA	Yamaha	245,7	244,1	243,2	243,2	243,2	243,9	245,7
19 DUFOUR,Paul	FRA	Yamaha	245,7					245,7	245,7
94 DUERLUND,Pontus	SWE	Yamaha	244,1					244,1	244,1
81 TORTOSA,Pau	SPA	Yamaha	244,1	243,2	243,2	243,2	242,4	243,2	244,1
8 ZAMORANO,Joan	SPA	Yamaha	243,2	243,2	243,2	243,2	242,4	243,1	243,2
5 MARTIN,Oscar	SPA	Yamaha	243,2	242,4	242,4	241,6	240,8	242,1	243,2
16 CASCANTE,Oier	SPA	Honda	242,4	240,8	240,8	240,0	240,0	240,8	242,4
72 LEESCH,Chris	LUX	MV Augusta	242,4	239,2	239,2	239,2	238,4	239,7	242,4
17 GARCIA,Miguel	SPA	Yamaha	241,6	240,8	240,8	240,8	240,8	241,0	241,6
4 LARREA,Patxi	SPA	Yamaha	241,6	240,8	240,0	240,0	240,0	240,5	241,6
160 RUIZ,Ignacio	SPA	Suzuki	240,8	240,0	239,2	238,4	238,4	239,4	240,8
88 ORTIZ,Juan L.	SPA	Yamaha	240,8	240,8	240,0	240,0	240,0	240,3	240,8
97 SIREROL,Alexandre	SPA	Kawasaki	240,8					240,8	240,8
58 MARTINEZ,Laura	SPA	Kawasaki	240,0	236,1	235,3	234,5	234,5	236,1	240,0
111 DE PEDRO,Fco.J.	SPA	Yamaha	240,0	237,6	237,6	237,6	237,6	238,1	240,0
31 TRAIN,Toni	SPA	Yamaha	239,2	238,4	237,6			238,4	239,2
63 SORIANO,Yousef	SPA	Yamaha	239,2	239,2	239,2	236,8	236,8	238,3	239,2
41 ROJAS,Miguel	SPA	Yamaha	238,4	236,8	236,1	234,5	234,5	236,1	238,4
28 OLMOS,Jorge	SPA	Honda	236,8	236,8	236,1	236,1	235,3	236,2	236,8
3 GUERRA,Emilio	SPA	Honda	236,1	235,3	235,3	235,3	234,5	235,3	236,1
11 CARRERA,Iker	SPA	Kawasaki	235,3	234,5	234,5	233,0	232,3	233,9	235,3



CRONOCIRCUIT: oscar.gutierrez@circuitvalencia.com



Circuit de la C.Valenciana

12 - 13 September 2015

Circuit de la C.Valenciana

CEV.Circuit

ANALISIS PIT Qualifying Practice 1 GA Stck600.Open600

3 GUERRA,Emilio Team Cir.Albacete				28 OLMOS,Jorge Team RC Sport				79 GARCIA,Aitor Team DosanMotor Pro R.			
Time IN	Time OUT	GAP	Lap	Time IN	Time OUT	GAP	Lap	Time IN	Time OUT	GAP	Lap
10:47:35,833	10:48:31,523	00:00:55,690	3	10:54:35,668	10:56:35,818	00:02:00,150	7	10:49:18,801	10:53:08,675	00:03:49,874	5
10:57:41,690	10:59:33,877	00:01:52,187	8	11:06:11,967	...		12	11:01:44,521	11:02:49,287	00:01:04,766	10
Num. P. 2 Total in PIT: 00:02:47,877				Num. P. 2 Total in PIT: 00:02:00,150				Num. P. 2 Total in PIT: 00:04:54,640			
4 LARREA,Patxi Team Fly Group				34 PINSACH,Xavier Team ETG Racing				81 TORTOSA,Pau Team Peluca RT			
Time IN	Time OUT	GAP	Lap	Time IN	Time OUT	GAP	Lap	Time IN	Time OUT	GAP	Lap
10:50:59,030	10:56:06,260	00:05:07,230	6	10:56:19,486	11:00:15,392	00:03:55,906	9	10:50:03,675	10:53:03,325	00:02:59,650	5
Num. P. 1 Total in PIT: 00:05:07,230				11:07:10,176 ... 13				Num. P. 1 Total in PIT: 00:02:59,650			
5 MARTIN,Oscar Team Team Martin				41 ROJAS,Miguel Team Fly Group				85 ROMERO,Pedro Team Target/Yamaha/FMP/			
Time IN	Time OUT	GAP	Lap	Time IN	Time OUT	GAP	Lap	Time IN	Time OUT	GAP	Lap
10:54:05,419	10:55:35,782	00:01:30,363	7	10:56:07,511	10:57:53,257	00:01:45,746	8	10:50:26,260	10:52:25,693	00:01:59,433	6
Num. P. 1 Total in PIT: 00:01:30,363				11:03:34,179 ... 11				11:00:54,782 ... 11			
8 ZAMORANO,Joan Team CRT Racing				46 RUIZ,Francisca Team Andalucía CRT				88 ORTIZ,Juan L. Team PPRT Speed M.Estepon			
Time IN	Time OUT	GAP	Lap	Time IN	Time OUT	GAP	Lap	Time IN	Time OUT	GAP	Lap
10:42:30,148	10:43:31,651	00:01:01,503	1	10:50:07,861	10:53:50,176	00:03:42,315	5	10:49:46,609	10:52:33,555	00:02:46,946	5
Num. P. 2 Total in PIT: 00:04:22,861				11:06:07,633 ... 12				11:01:42,848 ... 10			
11 CARRERA,Iker Team Pinamoto RS-DMC				58 MARTINEZ,Laura Team Cir.Albacete				89 PALOMARES,Christian Team A.Arroyo Pastrana			
Time IN	Time OUT	GAP	Lap	Time IN	Time OUT	GAP	Lap	Time IN	Time OUT	GAP	Lap
10:58:53,709	11:01:07,843	00:02:14,134	10	10:51:24,555	10:54:50,668	00:03:26,113	6	10:53:22,184	10:55:14,528	00:01:52,344	7
Num. P. 1 Total in PIT: 00:02:14,134				11:06:07,633 ... 12				Num. P. 1 Total in PIT: 00:01:52,344			
15 PALAO,Julio D. Team Plus15protect				62 HIDALGO,Fco.J. Team Kawa. Palmeto PL				93 LOPEZ,Didac Team Six-Projects RT			
Time IN	Time OUT	GAP	Lap	Time IN	Time OUT	GAP	Lap	Time IN	Time OUT	GAP	Lap
10:49:18,039	10:56:14,705	00:06:56,666	5	10:49:30,685	10:50:39,371	00:01:08,686	5	10:51:28,953	10:53:12,167	00:01:43,214	6
11:03:14,709 ... 9				10:52:25,247 10:55:25,197 00:02:59,950 6				11:00:11,932 11:02:24,648 00:02:12,716 10			
Num. P. 2 Total in PIT: 00:06:56,666				11:07:17,846 ... 13				Num. P. 2 Total in PIT: 00:03:55,930			
16 CASCANTE,Oier Team AMR Competición				63 SORIANO,Yousef Team SG Motoperformance				111 DE PEDRO,Fco.J. Team Cir.Albacete			
Time IN	Time OUT	GAP	Lap	Time IN	Time OUT	GAP	Lap	Time IN	Time OUT	GAP	Lap
10:50:53,298	10:55:17,455	00:04:24,157	6	10:44:35,170	10:45:37,483	00:01:02,313	2	10:53:32,963	10:56:45,288	00:03:12,325	7
11:02:22,003 ... 10				10:52:48,157 10:54:03,965 00:01:15,808 6				Num. P. 1 Total in PIT: 00:03:12,325			
Num. P. 2 Total in PIT: 00:04:24,157				11:06:43,694 ... 13				Num. P. 2 Total in PIT: 00:03:55,930			
17 GARCIA,Miguel Team Zeroproject				72 LEESCH,Chris Team MMX Racing				160 RUIZ,Ignacio Team Cir.Albacete			
Time IN	Time OUT	GAP	Lap	Time IN	Time OUT	GAP	Lap	Time IN	Time OUT	GAP	Lap
10:45:09,318	10:46:58,165	00:01:48,847	2	10:47:47,955	10:50:40,798	00:02:52,843	4	10:49:51,849	10:52:30,635	00:02:38,786	5
Num. P. 1 Total in PIT: 00:01:48,847				10:59:59,525 11:03:25,535 00:03:26,010 9				Num. P. 1 Total in PIT: 00:02:38,786			
20 GOURIN,Thibaut Team MRS											
Time IN	Time OUT	GAP	Lap								
10:50:59,507	10:55:39,249	00:04:39,742	6								
11:04:23,562 ... 11											
Num. P. 2 Total in PIT: 00:04:39,742											



CRONOCIRCUIT: oscar.gutierrez@circuitvalencia.com