



MotoDes



CEV.Circuit

12 - 13 September 2015

Circuit de la C.Valenciana

Length: 4005 metros

Results

Qualifying Practice 1

Stck1000.Open1000

Pos.	N.	Rider	Team	Motorcycle	Nat.	Best Lap	iL	Laps	Gap	Interval	Speed	Tyr.	Cat.
1	10	FERRER, Enrique	EMS Competición	Kawasaki	SPA	01:36,329	12	13			149,67	Du	ST
2	81	BONASTRE, Adrián	Easyrace SBK	BMW Motorrad	SPA	01:36,767	11	13	00:00,438	00:00,438	149	Mi	OP
3	90	ALVIZ, Fco.J.	Basolí Andalucía CRT	Kawasaki	SPA	01:37,011	4	13	00:00,682	00:00,244	148,62	Pi	ST
4	24	POYATOS, Angel	Boxmoto.com VDS	BMW Motorrad	SPA	01:37,110	7	9	00:00,781	00:00,099	148,47	Pi	ST
5	32	MARTINEZ, Alejandro	Motodes	Yamaha	SPA	01:37,316	12	12	00:00,987	00:00,206	148,16	Du	ST
6	6	GOMEZ, Juan E.	JEG Racing	Kawasaki	FRA	01:37,580	9	10	00:01,251	00:00,264	147,76	Pi	OP
7	53	ALARCOS, Antonio	Suzuki Speed R.	Suzuki	SPA	01:37,654	12	13	00:01,325	00:00,074	147,64	Du	ST
8	42	RAMIREZ, Marcos	A.Arroyo Pastrana	Kawasaki	SPA	01:37,815	9	12	00:01,486	00:00,161	147,4	Du	ST
9	43	COTTON-R., Chris	JEG Racing	Kawasaki	CND	01:38,504	10	10	00:02,175	00:00,689	146,37		OP
10	31	CASAS, Víctor J.	Suzuki Speed R.	Suzuki	SPA	01:38,560	9	13	00:02,231	00:00,056	146,29	Du	ST
11	21	FERNANDEZ, Unai	Dosanmotor-Proracing	Kawasaki	SPA	01:38,884	8	13	00:02,555	00:00,324	145,81	Mi	ST
12	28	PRIETO, Javier	Garrote Racing T.	Kawasaki	SPA	01:39,013	8	12	00:02,684	00:00,129	145,62	Mi	OP
13	40	RASTRERO, Jonathan	CRT Racing	Kawasaki	SPA	01:39,254	8	10	00:02,925	00:00,241	145,26	Pi	ST
14	84	HURTADO, José M.	La Barraca	BMW Motorrad	SPA	01:39,705	5	5	00:03,376	00:00,451	144,61	Pi	OP
15	11	RUBIO, Alejandro	FR Moto	Yamaha	SPA	01:39,810	2	3	00:03,481	00:00,105	144,45	Du	OP
16	88	SARDANYONS, Joan	Team Torrentó	Kawasaki	SPA	01:39,855	11	12	00:03,526	00:00,045	144,39		ST
17	7	NICKMANS, Michel	Z.Rouge Yam.C.Franco	Yamaha	BEL	01:39,860	10	12	00:03,531	00:00,005	144,38	Pi	OP
18	77	CREU, Marc	CRT Racing	Kawasaki	SPA	01:40,058	7	9	00:03,729	00:00,198	144,1	Du	OP
19	47	SLADER, David	CRT Racing	BMW Motorrad	SPA	01:40,264	5	12	00:03,935	00:00,206	143,8	Du	OP
20	25	TORREÑO, Daniel	Targo Bank	BMW Motorrad	SPA	01:41,180	13	13	00:04,851	00:00,916	142,5	Du	ST
21	99	VALERO, Santiago	Cir.Albacete	Kawasaki	SPA	01:42,076	7	10	00:05,747	00:00,896	141,25		CM
22	37	GRIGORIEV, Sergey	Romashka T.	Aprilia	RUS	01:42,752	10	11	00:06,423	00:00,676	140,32	Pi	OP
23	22	SANTIÑO, Eduardo	SRT-CM3	BMW Motorrad	SPA	01:43,202	3	4	00:06,873	00:00,450	139,71	Pi	ST
24	41	CHETRY, Massimiliano	Speed Racing T.	Suzuki	ITA	01:44,572	12	13	00:08,243	00:01,370	137,88	Du	ST
25	79	ARANDA, Sergio	Cir.Albacete	Honda	SPA	01:45,049	9	14	00:08,720	00:00,477	137,25	Pi	CM
26	78	MARIN, Jesús	Hospitality Motobox	BMW Motorrad	SPA	01:45,468	3	12	00:09,139	00:00,419	136,7	Pi	ST
27	4	MURCIANO, Alfonso	Cir.Albacete	Suzuki	SPA	01:45,603	5	11	00:09,274	00:00,135	136,53		CM
28	107	SANCHEZ, Raúl	Cir.Albacete	Kawasaki	SPA	01:46,078	3	8	00:09,749	00:00,475	135,92		CM
29	96	CHAMORRO, Moisés	Cir.Albacete	BMW Motorrad	SPA	01:46,212	6	10	00:09,883	00:00,134	135,75		CM
30	86	GARCIA, Fco.J.	Cir.Albacete	Honda	SPA	01:47,297	10	12	00:10,968	00:01,085	134,37	Du	CM
31	16	SANCHEZ, Ricart	Team Sánchez	Yamaha	SPA	01:47,928	9	9	00:11,599	00:00,631	133,59	Mi	CM
32	58	JIMENEZ, Juan M.	La Barraca	Kawasaki	SPA	01:48,433	13	13	00:12,104	00:00,505	132,97	Pi	OP
33	29	GOMEZ, Jesús	Cir.Albacete	Kawasaki	SPA	01:48,531	5	5	00:12,202	00:00,098	132,85	Du	CM
34	116	YEBENES, Rubén	Cir.Albacete	Kawasaki	SPA	01:50,337	8	9	00:14,008	00:01,806	130,67		CM
Not Classified %:													
.	13	POVEDA, Javier	Cir.Albacete	BMW Motorrad	SPA	01:51,505	4	5	00:15,176	00:01,168	129,3	Du	CM

Circuit de la C.Valenciana

Final Official

Provisional Official

Length: 4005 m. Hour: 09:34

JURY:

Hour:

C.of the Course:

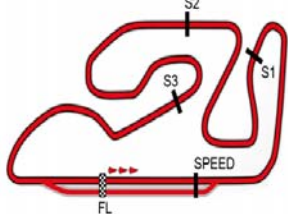
Hour:

C.Timekeeper:

Hour: 10:03:16



CRONOCIRCUIT: oscar.gutierrez@circuitvalencia.com



Circuit de la C.Valenciana

12 - 13 September 2015

Circuit de la C.Valenciana

CEV.Circuit

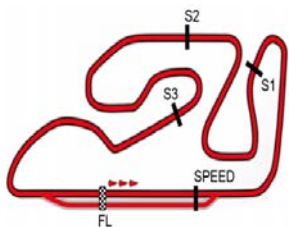
VUELTA A VUELTA SECTORES Qualifying Practice 1 Stck1000.Open1000

4 - MURCIANO,Alfonso P.Vmax: 27 T. Ideal: 01:45,118						
V. Tiempo	Sector 1	Sector 2	Sector 3	Sector 4	V.Max	Hora
1 START	02:01,379	00:31,294	00:26,977	00:30,965		09:38:30
2 01:49,110	00:25,136	00:28,938	00:25,511	00:29,525	257,14	09:40:20
3 01:47,285	00:24,083	00:29,056	00:25,192	00:28,954	267,66	09:42:07
4 01:49,661	00:23,913	00:29,886	00:26,422	00:29,440	268,66	09:43:56
5 01:45,603	00:23,915	00:27,975	00:24,891	00:28,822	268,66	09:45:42
6 01:47,524	00:24,571	00:28,762	00:24,970	00:29,221	264,71	09:47:30
7 PIT	00:24,547	00:29,049	00:26,525	00:39,355	248,28	09:49:29
8 05:29,784	04:05,556	00:29,270	00:25,492	00:29,466		09:54:59
9 01:46,362	00:23,928	00:27,838	00:25,188	00:29,408	262,77	09:56:45
10 01:45,903	00:23,916	00:27,906	00:25,002	00:29,079	246,58	09:58:31
11 01:47,254	00:23,567	00:28,319	00:25,287	00:30,081	261,82	10:00:18
6 - GOMEZ,Juan E. P.Vmax: 1 T. Ideal: 01:37,440						
V. Tiempo	Sector 1	Sector 2	Sector 3	Sector 4	V.Max	Hora
1 START	00:49,679	00:28,923	00:25,703	00:27,135		09:37:11
2 01:39,016	00:22,054	00:26,247	00:23,186	00:27,529	280,16	09:38:50
3 01:37,994	00:21,839	00:26,307	00:22,882	00:26,966	282,35	09:40:28
4 01:41,112	00:22,642	00:26,742	00:23,896	00:27,832	283,46	09:42:09
5 01:41,735	00:22,606	00:27,147	00:24,539	00:27,443	283,46	09:43:51
6 01:38,355	00:22,123	00:26,106	00:23,201	00:26,925	285,71	09:45:29
7 PIT	00:23,774	00:26,882	00:24,014	00:45,137	281,25	09:47:29
8 05:22,444	04:02,484	00:27,768	00:24,356	00:27,836		09:52:52
9 01:37,580	00:21,978	00:25,899	00:22,777	00:26,926	283,46	09:54:29
10 PIT	00:29,407	00:39,277	00:29,690	00:47,862	280,16	09:56:56
7 - NICKMANS,Michel P.Vmax: 23 T. Ideal: 01:39,860						
V. Tiempo	Sector 1	Sector 2	Sector 3	Sector 4	V.Max	Hora
1 START	02:21,132	00:33,681	00:27,749	00:30,148		09:38:53
2 01:42,389	00:23,066	00:27,349	00:23,599	00:28,375	264,71	09:40:35
3 01:40,880	00:22,637	00:27,008	00:23,487	00:27,748	265,68	09:42:16
4 01:41,602	00:22,630	00:26,898	00:24,121	00:27,953	264,71	09:43:57
5 01:42,281	00:23,620	00:27,247	00:23,453	00:27,961	270,68	09:45:40
6 01:40,906	00:22,603	00:26,862	00:23,612	00:27,829	264,71	09:47:21
7 PIT	00:22,813	00:27,844	00:42,587	00:37,715	263,74	09:49:32
8 03:51,376	02:21,521	00:28,574	00:26,448	00:34,833		09:53:23
9 01:43,434	00:24,628	00:27,118	00:23,428	00:28,260	263,74	09:55:06
10 01:39,860	00:22,544	00:26,431	00:23,162	00:27,723	265,68	09:56:46
11 01:41,549	00:23,103	00:26,809	00:23,524	00:28,113	262,77	09:58:28
12 PIT	00:22,659	00:26,660	00:23,308	00:35,164	261,82	10:00:16
10 - FERRER,Enrique P.Vmax: 4 T. Ideal: 01:36,106						
V. Tiempo	Sector 1	Sector 2	Sector 3	Sector 4	V.Max	Hora
1 START	01:38,796	00:27,131	00:23,795	00:27,961		09:37:58
2 01:37,795	00:22,008	00:25,978	00:23,030	00:26,779	275,86	09:39:35
3 01:37,772	00:21,787	00:25,859	00:23,338	00:26,788	277,99	09:41:13
4 01:39,997	00:22,282	00:26,179	00:24,346	00:27,190	279,07	09:42:53
5 01:37,195	00:21,721	00:25,961	00:22,866	00:26,647	276,92	09:44:30
6 01:36,644	00:21,657	00:25,418	00:22,963	00:26,606	276,92	09:46:07
7 PIT	00:22,080	00:26,196	00:23,341	00:33,639	277,99	09:47:52
8 04:22,950	03:06,849	00:25,814	00:23,455	00:26,832		09:52:15
9 01:37,365	00:21,519	00:25,835	00:23,154	00:26,857	277,99	09:53:52
10 01:36,804	00:21,781	00:25,305	00:23,271	00:26,447	277,99	09:55:29
11 01:37,447	00:22,066	00:25,596	00:23,134	00:26,651	281,25	09:57:07
12 01:36,329	00:21,585	00:25,421	00:22,835	00:26,488	277,99	09:58:43
13 01:36,870	00:21,622	00:25,374	00:23,197	00:26,677	277,99	10:00:20
11 - RUBIO,Alejandro P.Vmax: 16 T. Ideal: 01:39,501						
V. Tiempo	Sector 1	Sector 2	Sector 3	Sector 4	V.Max	Hora
1 START	01:35,662	00:29,152	00:24,772	00:28,068		09:37:57

13 - POVEDA,Javier P.Vmax: 34 T. Ideal: 01:50,739						
V. Tiempo	Sector 1	Sector 2	Sector 3	Sector 4	V.Max	Hora
1 START	02:15,335	00:31,381	00:27,028	00:30,885		09:38:44
2 01:52,651	00:24,995	00:29,981	00:26,287	00:31,388	257,14	09:40:37
3 01:52,022	00:25,007	00:29,896	00:27,130	00:29,989	254,42	09:42:29
4 01:51,505	00:24,567	00:29,953	00:26,491	00:30,494	258,99	09:44:21
5 PIT	00:26,097	00:30,669	00:28,401	00:35,290	253,52	09:46:21
16 - SANCHEZ,Ricart P.Vmax: 31 T. Ideal: 01:47,729						
V. Tiempo	Sector 1	Sector 2	Sector 3	Sector 4	V.Max	Hora
1 START	04:30,900	00:30,181	00:27,454	00:30,864		09:40:59
2 01:50,753	00:24,436	00:29,936	00:26,387	00:29,994	264,71	09:42:50
3 01:49,652	00:23,978	00:29,198	00:26,602	00:29,874	262,77	09:44:40
4 01:49,542	00:24,294	00:29,136	00:26,293	00:29,819	262,77	09:46:29
5 PIT	00:24,691	00:30,158	00:27,799	00:41,945	260,87	09:48:34
6 06:35,941	05:05,316	00:30,978	00:26,870	00:32,777		09:55:10
7 01:48,281	00:23,925	00:28,860	00:25,770	00:29,726	260,87	09:56:58
8 01:48,342	00:23,953	00:28,753	00:25,953	00:29,683	262,77	09:58:46
9 01:47,928	00:23,916	00:28,952	00:25,379	00:29,681	262,77	10:00:34
21 - FERNANDEZ,Unai P.Vmax: 19 T. Ideal: 01:38,699						
V. Tiempo	Sector 1	Sector 2	Sector 3	Sector 4	V.Max	Hora
1 START	01:12,498	00:28,425	00:23,825	00:27,765		09:37:32
2 01:40,708	00:22,304	00:26,572	00:24,285	00:27,547	272,73	09:39:13
3 01:39,661	00:22,296	00:26,394	00:23,651	00:27,320	271,70	09:40:53
4 01:39,560	00:22,533	00:26,433	00:23,399	00:27,195	270,68	09:42:32
5 01:38,934	00:22,098	00:26,393	00:23,222	00:27,221	271,70	09:44:11
6 PIT	00:22,318	00:26,406	00:23,562	00:39,846	269,66	09:46:03
7 03:31,765	02:13,862	00:26,603	00:23,717	00:27,583		09:49:35
8 01:38,884	00:22,175	00:26,283	00:23,266	00:27,160	269,66	09:51:14
9 01:39,379	00:22,356	00:26,371	00:23,210	00:27,442	269,66	09:52:53
10 02:34,551	01:15,508	00:26,804	00:24,153	00:28,086	268,66	09:55:28
11 01:39,573	00:22,239	00:26,496	00:23,394	00:27,444	270,68	09:57:07
12 01:39,038	00:22,085	00:26,398	00:23,400	00:27,155	272,73	09:58:47
13 01:38,971	00:22,195	00:26,330	00:23,325	00:27,121	273,76	10:00:25
22 - SANTIÑO,Eduardo P.Vmax: 11 T. Ideal: 01:42,317						
V. Tiempo	Sector 1	Sector 2	Sector 3	Sector 4	V.Max	Hora
1 START	01:12,939	00:29,278	00:25,618	00:29,373		09:37:37
2 01:44,374	00:23,358	00:27,639	00:24,975	00:28,402	270,68	09:39:21
3 01:43,202	00:23,187	00:27,415	00:24,588	00:28,012	271,70	09:41:05
4 PIT	00:22,703	00:27,014		01:31,528	275,86	09:43:26
24 - POYATOS,Angel P.Vmax: 3 T. Ideal: 01:36,966						
V. Tiempo	Sector 1	Sector 2	Sector 3	Sector 4	V.Max	Hora
1 START	00:54,928	00:29,816	00:24,425	00:27,477		09:37:16
2 01:38,523	00:22,028	00:26,198	00:23,178	00:27,119	283,46	09:38:55
3 01:50,415	00:30,937	00:27,641	00:24,161	00:27,676	277,99	09:40:45
4 01:37,638	00:21,561	00:25,917	00:23,229	00:26,931	279,07	09:42:23
5 PIT	00:21,659	00:26,502	00:25,966	00:40,860	280,16	09:44:18
6 05:44,634	04:23,686	00:28,886	00:24,604	00:27,458		09:50:03
7 01:37,110	00:21,661	00:25,706	00:22,768	00:26,975	277,99	09:51:40
8 01:37,719	00:21,819	00:25,804	00:22,967	00:27,129	279,07	09:53:17
9 PIT	00:32,967	00:28,966	00:26,408	00:44,444	276,92	09:55:30
25 - TORREÑO,Daniel P.Vmax: 4 T. Ideal: 01:40,710						
V. Tiempo	Sector 1	Sector 2	Sector 3	Sector 4	V.Max	Hora
1 START	01:21,348	00:29,012	00:25,756	00:28,864		09:37:45
2 01:47,169	00:23,487	00:27,410	00:25,047	00:31,225	276,92	09:39:32

DUNLOP PIRELLI AON Coca-Cola MICHELIN italkit ene JEREZ COMUNITAT VALENCIANA DIPUTACIO D CASTELLO DIPUTACION DE ALICANTE València Terra i Mar GENERALITAT VALENCIANA DIPUTACIO DE VALENCIA Diputación Provincial de Castellón Circuit de la C.Valenciana

CRONOCIRCUIT: oscar.gutierrez@circuitvalencia.com



Circuit de la C.Valenciana

12 - 13 September 2015

Circuit de la C.Valenciana

CEV.Circuit

VUELTA A VUELTA SECTORES Qualifying Practice 1 Stck1000.Open1000

Table with 8 columns: Rank, Time, Sector 1, Sector 2, Sector 3, Sector 4, V.Max, Hora. Contains data for riders 3-13.

Summary row for rider 28 - PRIETO, Javier. P.Vmax: 11 T. Ideal: 01:38,809

Table with 8 columns: V. Tiempo, Sector 1, Sector 2, Sector 3, Sector 4, V.Max, Hora. Contains data for rider 28 - PRIETO, Javier.

Summary row for rider 29 - GOMEZ, Jesús. P.Vmax: 20 T. Ideal: 01:48,131

Table with 8 columns: V. Tiempo, Sector 1, Sector 2, Sector 3, Sector 4, V.Max, Hora. Contains data for rider 29 - GOMEZ, Jesús.

Summary row for rider 31 - CASAS, Victor J. P.Vmax: 23 T. Ideal: 01:38,454

Table with 8 columns: V. Tiempo, Sector 1, Sector 2, Sector 3, Sector 4, V.Max, Hora. Contains data for rider 31 - CASAS, Victor J.

Summary row for rider 32 - MARTINEZ, Alejandro. P.Vmax: 6 T. Ideal: 01:37,316

Table with 8 columns: V. Tiempo, Sector 1, Sector 2, Sector 3, Sector 4, V.Max, Hora. Contains data for rider 32 - MARTINEZ, Alejandro.

Table with 8 columns: Rank, Time, Sector 1, Sector 2, Sector 3, Sector 4, V.Max, Hora. Contains data for riders 9-12.

Summary row for rider 37 - GRIGORIEV, Sergey. P.Vmax: 23 T. Ideal: 01:42,752

Table with 8 columns: V. Tiempo, Sector 1, Sector 2, Sector 3, Sector 4, V.Max, Hora. Contains data for rider 37 - GRIGORIEV, Sergey.

Summary row for rider 40 - RASTRERO, Jonathan. P.Vmax: 11 T. Ideal: 01:38,877

Table with 8 columns: V. Tiempo, Sector 1, Sector 2, Sector 3, Sector 4, V.Max, Hora. Contains data for rider 40 - RASTRERO, Jonathan.

Summary row for rider 41 - CHETRY, Massimiliano. P.Vmax: 34 T. Ideal: 01:44,465

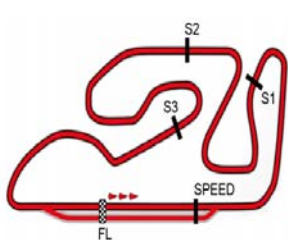
Table with 8 columns: V. Tiempo, Sector 1, Sector 2, Sector 3, Sector 4, V.Max, Hora. Contains data for rider 41 - CHETRY, Massimiliano.

Summary row for rider 42 - RAMIREZ, Marcos. P.Vmax: 11 T. Ideal: 01:37,641

Table with 8 columns: V. Tiempo, Sector 1, Sector 2, Sector 3, Sector 4, V.Max, Hora. Contains data for rider 42 - RAMIREZ, Marcos.



CRONOCIRCUIT: oscar.gutierrez@circuitvalencia.com



Circuit de la C. Valenciana

12 - 13 September 2015

Circuit de la C. Valenciana

CEV.Circuit

VUELTA A VUELTA SECTORES Qualifying Practice 1 Stck1000.Open1000

12 01:38,715 00:22,123 00:25,849 00:23,230 00:27,513 270,68 10:00:33

43 - COTTON-R.,Chris P.Vmax: 9 T. Ideal: 01:38,272

Table with 7 columns: V. Tiempo, Sector 1, Sector 2, Sector 3, Sector 4, V.Max, Hora. Rows 1-10 showing lap times for Chris Cotton-R.

47 - SLADER,David P.Vmax: 16 T. Ideal: 01:39,925

Table with 7 columns: V. Tiempo, Sector 1, Sector 2, Sector 3, Sector 4, V.Max, Hora. Rows 1-12 showing lap times for David Slader.

53 - ALARCOS,Antonio P.Vmax: 29 T. Ideal: 01:37,523

Table with 7 columns: V. Tiempo, Sector 1, Sector 2, Sector 3, Sector 4, V.Max, Hora. Rows 1-13 showing lap times for Antonio Alarcos.

58 - JIMENEZ,Juan M. P.Vmax: 30 T. Ideal: 01:48,400

Table with 7 columns: V. Tiempo, Sector 1, Sector 2, Sector 3, Sector 4, V.Max, Hora. Rows 1-13 showing lap times for Juan M. Jimenez.

77 - CREU,Marc P.Vmax: 9 T. Ideal: 01:39,987

Table with 7 columns: V. Tiempo, Sector 1, Sector 2, Sector 3, Sector 4, V.Max, Hora. Rows 1-9 showing lap times for Marc Creu.

78 - MARIN,Jesus P.Vmax: 8 T. Ideal: 01:45,150

Table with 7 columns: V. Tiempo, Sector 1, Sector 2, Sector 3, Sector 4, V.Max, Hora. Rows 1-12 showing lap times for Jesus Marin.

79 - ARANDA,Sergio P.Vmax: 32 T. Ideal: 01:44,521

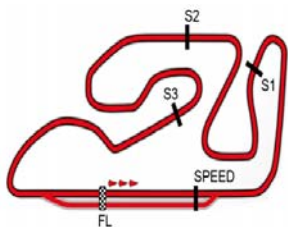
Table with 7 columns: V. Tiempo, Sector 1, Sector 2, Sector 3, Sector 4, V.Max, Hora. Rows 1-14 showing lap times for Sergio Aranda.

81 - BONASTRE,Adrian P.Vmax: 1 T. Ideal: 01:36,703

Table with 7 columns: V. Tiempo, Sector 1, Sector 2, Sector 3, Sector 4, V.Max, Hora. Rows 1-13 showing lap times for Adrian Bonastre.



CRONOCIRCUIT: oscar.gutierrez@circuitvalencia.com



Circuit de la C. Valenciana

12 - 13 September 2015

Circuit de la C. Valenciana

CEV.Circuit

VUELTA A VUELTA SECTORES Qualifying Practice 1 Stck1000.Open1000

84 - HURTADO, José M. P.Vmax: 11 T. Ideal: 01:38,858						
V. Tiempo	Sector 1	Sector 2	Sector 3	Sector 4	V.Max	Hora
1	START	01:27,807	00:27,781	00:24,693	00:27,826	09:37:48
2	01:41,039	00:21,983	00:26,323	00:24,597	00:28,136	273,76 09:39:29
3	PIT	00:21,965	00:26,388	00:23,400	00:37,714	275,86 09:41:18
4	03:04,550	01:45,257	00:26,793	00:24,136	00:28,364	09:44:23
5	01:39,705	00:22,812	00:26,310	00:23,235	00:27,348	272,73 09:46:03

86 - GARCIA, Fco.J. P.Vmax: 27 T. Ideal: 01:46,306						
V. Tiempo	Sector 1	Sector 2	Sector 3	Sector 4	V.Max	Hora
1	START	01:57,808	00:31,769	00:27,481	00:31,520	09:38:28
2	01:49,708	00:24,568	00:29,627	00:25,904	00:29,609	261,82 09:40:18
3	01:47,362	00:23,743	00:28,721	00:25,288	00:29,610	265,68 09:42:05
4	01:51,291	00:24,700	00:29,962	00:26,821	00:29,808	267,66 09:43:57
5	01:47,895	00:24,039	00:28,621	00:25,386	00:29,849	264,71 09:45:45
6	PIT	00:27,918	00:28,922	00:25,988	00:38,808	263,74 09:47:46
7	04:42,384	03:18,323	00:29,216	00:25,231	00:29,614	09:52:29
8	01:48,967	00:23,988	00:29,054	00:25,803	00:30,122	266,67 09:54:18
9	01:47,850	00:24,014	00:28,828	00:25,781	00:29,227	268,66 09:56:05
10	01:47,297	00:24,006	00:28,881	00:25,259	00:29,151	265,68 09:57:53
11	01:47,310	00:24,259	00:28,181	00:25,548	00:29,322	261,82 09:59:40
12	01:47,826	00:24,231	00:28,424	00:25,623	00:29,548	252,63 10:01:28

88 - SARDANYONS, Joan P.Vmax: 16 T. Ideal: 01:39,281						
V. Tiempo	Sector 1	Sector 2	Sector 3	Sector 4	V.Max	Hora
1	START	00:35,162	00:30,913	00:25,972	00:28,774	09:37:01
2	01:41,302	00:22,754	00:26,829	00:23,720	00:27,999	268,66 09:38:42
3	01:42,724	00:22,312	00:26,725	00:24,702	00:28,985	270,68 09:40:25
4	01:43,271	00:23,565	00:27,391	00:24,147	00:28,168	274,81 09:42:08
5	PIT	00:23,361	00:28,435	00:24,568	00:34,871	258,99 09:43:59
6	04:46,017	03:24,031	00:27,966	00:24,685	00:29,335	09:48:45
7	01:40,861	00:22,611	00:26,604	00:23,657	00:27,989	270,68 09:50:26
8	01:41,343	00:23,032	00:26,431	00:24,204	00:27,676	269,66 09:52:07
9	01:40,118	00:22,716	00:26,541	00:23,361	00:27,500	269,66 09:53:48
10	NULL	00:22,470	00:26,339	00:23,719	00:28,265	270,68 09:55:28
11	01:39,855	00:22,123	00:26,791	00:23,483	00:27,458	273,76 09:57:08
12	PIT	00:33,116	00:33,290	00:26,126	00:37,444	271,70 09:59:18

90 - ALVIZ, Fco.J. P.Vmax: 7 T. Ideal: 01:36,542						
V. Tiempo	Sector 1	Sector 2	Sector 3	Sector 4	V.Max	Hora
1	START	00:27,033	00:28,326	00:24,017	00:27,327	09:36:47
2	01:40,205	00:21,880	00:26,062	00:24,523	00:27,740	273,76 09:38:27
3	01:41,951	00:22,182	00:28,204	00:24,051	00:27,514	275,86 09:40:09
4	01:37,011	00:21,515	00:25,684	00:22,976	00:26,836	277,99 09:41:46
5	01:44,492	00:24,846	00:27,495	00:24,909	00:27,242	277,99 09:43:30
6	01:37,507	00:21,604	00:25,718	00:23,090	00:27,095	277,99 09:45:08
7	01:57,357	00:23,054	00:28,781	00:37,536	00:27,986	279,07 09:47:05
8	PIT	00:21,781	00:27,880	00:24,467	00:37,484	277,99 09:48:57
9	04:42,887	03:22,095	00:28,313	00:24,959	00:27,520	09:53:40
10	01:37,409	00:21,712	00:25,883	00:22,797	00:27,017	275,86 09:55:17
11	01:38,587	00:21,444	00:25,465	00:23,687	00:27,991	274,81 09:56:56
12	01:37,646	00:21,692	00:25,575	00:22,996	00:27,383	276,92 09:58:33
13	PIT	00:26,069	00:28,945	00:25,158	00:40,215	276,92 10:00:34

96 - CHAMORRO, Moisés P.Vmax: 21 T. Ideal: 01:45,851						
V. Tiempo	Sector 1	Sector 2	Sector 3	Sector 4	V.Max	Hora
1	START	01:22,105	00:33,283	00:27,192	00:30,623	09:37:53
2	01:48,801	00:25,095	00:28,850	00:25,646	00:29,210	244,07 09:39:42
3	01:46,590	00:23,910	00:28,416	00:25,123	00:29,141	260,87 09:41:28
4	01:47,348	00:23,814	00:28,690	00:25,828	00:29,016	270,68 09:43:16
5	01:48,119	00:24,060	00:29,346	00:25,694	00:29,019	267,66 09:45:04

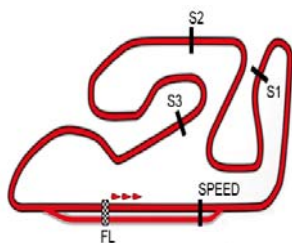
99 - VALERO, Santiago P.Vmax: 21 T. Ideal: 01:42,074						
V. Tiempo	Sector 1	Sector 2	Sector 3	Sector 4	V.Max	Hora
1	START	01:10,857	00:30,195	00:26,680	00:30,505	09:37:38
2	01:49,351	00:24,140	00:28,586	00:27,663	00:28,962	265,68 09:39:27
3	01:44,481	00:23,238	00:27,407	00:25,073	00:28,763	270,68 09:41:12
4	01:44,326	00:23,324	00:27,264	00:24,935	00:28,803	270,68 09:42:56
5	PIT	00:23,963	00:28,666	00:26,286	00:40,920	270,68 09:44:56
6	03:00,897	01:39,338	00:27,887	00:25,133	00:28,539	09:47:57
7	01:42,076	00:22,891	00:26,973	00:24,189	00:28,023	266,67 09:49:39
8	01:42,933	00:23,139	00:26,971	00:24,520	00:28,303	271,70 09:51:22
9	01:43,192	00:23,065	00:27,168	00:24,423	00:28,536	270,68 09:53:05
10	PIT	00:25,077	00:28,333	00:25,639	00:41,088	261,82 09:55:05

107 - SANCHEZ, Raúl P.Vmax: 26 T. Ideal: 01:45,296						
V. Tiempo	Sector 1	Sector 2	Sector 3	Sector 4	V.Max	Hora
1	START	02:13,908	00:29,105	00:25,828	00:28,669	09:38:37
2	01:47,020	00:23,828	00:28,336	00:25,730	00:29,126	265,68 09:40:24
3	01:46,078	00:23,442	00:28,060	00:25,616	00:28,960	266,67 09:42:10
4	01:46,732	00:23,748	00:28,114	00:25,790	00:29,080	261,82 09:43:57
5	01:47,217	00:24,449	00:28,248	00:25,232	00:29,288	267,66 09:45:44
6	01:46,660	00:24,507	00:28,129	00:25,125	00:28,899	256,23 09:47:31
7	01:48,559	00:23,451	00:29,698	00:25,797	00:29,613	269,66 09:49:20
8	PIT	00:23,487	00:28,400	00:25,399	00:39,248	265,68 09:51:16

116 - YEBENES, Rubén P.Vmax: 33 T. Ideal: 01:49,933						
V. Tiempo	Sector 1	Sector 2	Sector 3	Sector 4	V.Max	Hora
1	START	01:44,174	00:32,670	00:28,845	00:32,784	09:38:18
2	01:53,506	00:25,713	00:30,232	00:26,993	00:30,568	258,99 09:40:12
3	01:53,022	00:24,737	00:30,176	00:26,949	00:31,160	259,93 09:42:05
4	01:51,617	00:25,106	00:29,977	00:26,572	00:29,962	258,99 09:43:56
5	01:51,152	00:24,806	00:29,320	00:26,625	00:30,401	261,82 09:45:48
6	PIT	00:25,558	00:30,681	00:27,020	00:41,420	255,32 09:47:52
7	04:13,886	02:45,477	00:30,685	00:26,538	00:31,186	09:52:06
8	01:50,337	00:24,566	00:29,724	00:26,243	00:29,804	259,93 09:53:56
9	PIT	00:25,364	00:29,376	00:26,438	00:42,849	243,24 09:56:01



CRONOCIRCUIT: oscar.gutierrez@circuitvalencia.com



Circuit de la C.Valenciana

12 - 13 September 2015

Circuit de la C.Valenciana

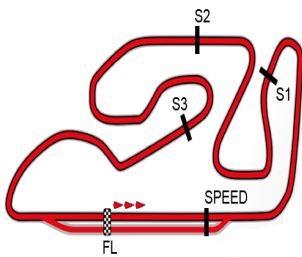
CEV.Circuit

Velocidades máximas Qualifying Practice 1 Stck1000.Open1000

Piloto	Nacionalidad/Res.	Marca	Mejores 5 velocidades máx.					Media	Máx.
6 GOMEZ, Juan E.	FRA	Kawasaki	285,7	283,5	283,5	283,5	282,4	283,7	285,7
81 BONASTRE, Adrián	SPA	BMW Motorrad	285,7	284,6	282,4	281,3	281,3	283,0	285,7
24 POYATOS, Angel	SPA	BMW Motorrad	283,5	280,2	279,1	279,1	278,0	280,0	283,5
10 FERRER, Enrique	SPA	Kawasaki	281,3	279,1	278,0	278,0	278,0	278,9	281,3
25 TORREÑO, Daniel	SPA	BMW Motorrad	281,3	280,2	279,1	278,0	278,0	279,3	281,3
32 MARTINEZ, Alejandro	SPA	Yamaha	280,2	276,9	275,9	274,8	274,8	276,5	280,2
90 ALVIZ, Fco. J.	SPA	Kawasaki	279,1	278,0	278,0	278,0	278,0	278,2	279,1
78 MARIN, Jesús	SPA	BMW Motorrad	278,0	275,9	274,8	273,8	273,8	275,2	278,0
77 CREU, Marc	SPA	Kawasaki	276,9	275,9	274,8	274,8	274,8	275,4	276,9
43 COTTON-R., Chris	CND	Kawasaki	276,9	275,9	275,9	275,9	274,8	275,9	276,9
42 RAMIREZ, Marcos	SPA	Kawasaki	275,9	275,9	274,8	274,8	274,8	275,2	275,9
22 SANTIÑO, Eduardo	SPA	BMW Motorrad	275,9	271,7	270,7			272,7	275,9
28 PRIETO, Javier	SPA	Kawasaki	275,9	273,8	272,7	271,7	270,7	272,9	275,9
40 RASTRERO, Jonathan	SPA	Kawasaki	275,9	274,8	273,8	273,8	271,7	274,0	275,9
84 HURTADO, José M.	SPA	BMW Motorrad	275,9	273,8	272,7			274,1	275,9
11 RUBIO, Alejandro	SPA	Yamaha	274,8	269,7				272,2	274,8
88 SARDANYONS, Joan	SPA	Kawasaki	274,8	273,8	271,7	270,7	270,7	272,3	274,8
47 SLADER, David	SPA	BMW Motorrad	274,8	274,8	274,8	274,8	273,8	274,6	274,8
21 FERNANDEZ, Unai	SPA	Kawasaki	273,8	272,7	272,7	271,7	271,7	272,5	273,8
29 GOMEZ, Jesús	SPA	Kawasaki	272,7	271,7	269,7	264,7		269,7	272,7
99 VALERO, Santiago	SPA	Kawasaki	271,7	270,7	270,7	270,7	270,7	270,9	271,7
96 CHAMORRO, Moisés	SPA	BMW Motorrad	271,7	271,7	270,7	267,7	265,7	269,5	271,7
31 CASAS, Víctor J.	SPA	Suzuki	270,7	267,7	267,7	266,7	265,7	267,7	270,7
37 GRIGORIEV, Sergey	RUS	Aprilia	270,7	269,7	269,7	269,7	269,7	269,9	270,7
7 NICKMANS, Michel	BEL	Yamaha	270,7	265,7	265,7	264,7	264,7	266,3	270,7
107 SANCHEZ, Raúl	SPA	Kawasaki	269,7	267,7	266,7	265,7	265,7	267,1	269,7
4 MURCIANO, Alfonso	SPA	Suzuki	268,7	268,7	267,7	264,7	262,8	266,5	268,7
86 GARCIA, Fco. J.	SPA	Honda	268,7	267,7	266,7	265,7	265,7	266,9	268,7
53 ALARCOS, Antonio	SPA	Suzuki	267,7	266,7	265,7	265,7	264,7	266,1	267,7
58 JIMENEZ, Juan M.	SPA	Kawasaki	266,7	264,7	262,8	261,8	259,9	263,2	266,7
16 SANCHEZ, Ricart	SPA	Yamaha	264,7	262,8	262,8	262,8	262,8	263,2	264,7
79 ARANDA, Sergio	SPA	Honda	263,7	262,8	262,8	261,8	261,8	262,6	263,7
116 YEBENES, Rubén	SPA	Kawasaki	261,8	259,9	259,9	259,0	259,0	259,9	261,8
13 POVEDA, Javier	SPA	BMW Motorrad	259,0	257,1	254,4	253,5		256,0	259,0
41 CHETRY, Massimiliano	ITA	Suzuki	259,0	258,1	258,1	258,1	258,1	258,3	259,0



CRONOCIRCUIT: oscar.gutierrez@circuitvalencia.com



Circuit de la C.Valenciana

12 - 13 September 2015

Circuit de la C.Valenciana

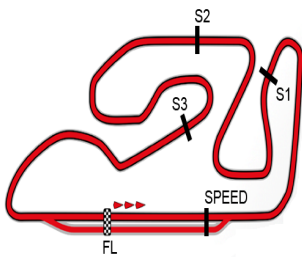
CEV.Circuit

ANALISIS PIT Qualifying Practice 1 Stck1000.Open1000

Time IN	Time OUT	GAP	Lap
4 MURCIANO,Alfonso Team Cir.Albacete			
09:49:29,597	09:53:06,260	00:03:36,663	7
Num. P. 1 Total in PIT: 00:03:36,663			
6 GOMEZ,Juan E. Team JEG Racing			
09:47:29,782	09:51:07,035	00:03:37,253	7
09:56:56,042	...		10
Num. P. 2 Total in PIT: 00:03:37,253			
7 NICKMANS,Michel Team Z.Rouge Yam.C.Franco			
09:49:32,050	09:51:28,825	00:01:56,775	7
10:00:16,060	...		12
Num. P. 2 Total in PIT: 00:01:56,775			
10 FERRER,Enrique Team EMS Competición			
09:47:52,665	09:50:36,682	00:02:44,017	7
Num. P. 1 Total in PIT: 00:02:44,017			
13 POVEDA,Javier Team Cir.Albacete			
09:46:21,587	...		5
Num. P. 1 Total in PIT:			
16 SANCHEZ,Ricart Team Team Sánchez			
09:48:34,262	09:53:09,596	00:04:35,334	5
Num. P. 1 Total in PIT: 00:04:35,334			
21 FERNANDEZ,Unai Team Dosanmotor-Proracing			
09:46:03,831	09:47:54,955	00:01:51,124	6
Num. P. 1 Total in PIT: 00:01:51,124			
22 SANTIÑO,Eduardo Team SRT-CM3			
09:43:26,352	...		4
Num. P. 1 Total in PIT:			
24 POYATOS,Angel Team Boxmoto.com VDS			
09:44:18,532	09:48:13,821	00:03:55,289	5
09:55:30,780	...		9
Num. P. 2 Total in PIT: 00:03:55,289			
25 TORREÑO,Daniel Team Targo Bank			
09:53:51,668	09:55:33,544	00:01:41,876	10
Num. P. 1 Total in PIT: 00:01:41,876			
28 PRIETO,Javier Team Garrote Racing T.			
09:44:04,051	09:47:33,403	00:03:29,352	5
09:56:04,797	09:57:42,248	00:01:37,451	10
Num. P. 2 Total in PIT: 00:05:06,803			
31 CASAS,Victor J. Team Suzuki Speed R.			
09:43:50,001	09:47:14,840	00:03:24,839	5
Num. P. 1 Total in PIT: 00:03:24,839			
32 MARTINEZ,Alejandro Team Motodes			
09:48:56,927	09:52:36,342	00:03:39,415	7
Num. P. 1 Total in PIT: 00:03:39,415			
37 GRIGORIEV,Sergey Team Romashka T.			
09:59:31,163	...		11
Num. P. 1 Total in PIT:			
40 RASTRERO,Jonathan Team CRT Racing			
09:47:00,457	09:49:09,735	00:02:09,278	6
09:56:04,440	...		10
Num. P. 2 Total in PIT: 00:02:09,278			
41 CHETRY,Massimiliano Team Speed Racing T.			
09:42:57,830	09:44:28,985	00:01:31,155	4
Num. P. 1 Total in PIT: 00:01:31,155			
42 RAMIREZ,Marcos Team A.Arroyo Pastrana			
09:39:14,089	09:40:31,558	00:01:17,469	2
09:47:23,194	09:49:55,713	00:02:32,519	6
Num. P. 2 Total in PIT: 00:03:49,988			
47 SLADER,David Team CRT Racing			
09:47:57,644	09:51:04,223	00:03:06,579	6
Num. P. 1 Total in PIT: 00:03:06,579			
53 ALARCOS,Antonio Team Suzuki Speed R.			
09:42:26,079	09:42:45,360	00:00:19,281	4
09:51:08,779	09:54:10,728	00:03:01,949	9
10:00:52,145	...		13
Num. P. 3 Total in PIT: 00:03:21,230			
58 JIMENEZ,Juan M. Team La Barraca			
09:41:33,156	09:43:08,169	00:01:35,013	3
Num. P. 1 Total in PIT: 00:01:35,013			
77 CREU,Marc Team CRT Racing			
09:52:29,213	...		9
Num. P. 1 Total in PIT:			
78 MARIN,Jesús Team Hospitality Motobox			
09:44:57,760	09:46:28,370	00:01:30,610	5
09:59:12,270	...		12
Num. P. 2 Total in PIT: 00:01:30,610			
81 BONASTRE,Adrián Team Easyrace SBK			
09:43:34,435	09:46:19,305	00:02:44,870	5
09:51:26,850	09:53:21,649	00:01:54,799	8
10:01:47,998	...		13
Num. P. 3 Total in PIT: 00:04:39,669			
84 HURTADO,José M. Team La Barraca			
09:41:18,936	09:42:36,735	00:01:17,799	3
Num. P. 1 Total in PIT: 00:01:17,799			
86 GARCIA,Fco.J. Team Cir.Albacete			
09:47:46,793	09:50:38,698	00:02:51,905	6
Num. P. 1 Total in PIT: 00:02:51,905			
88 SARDANYONS,Joan Team Team Torrentó			
09:43:59,676	09:46:59,938	00:03:00,262	5
09:59:18,639	...		12
Num. P. 2 Total in PIT: 00:03:00,262			
90 ALVIZ,Fco.J. Team Basolí Andalucía CRT			
09:48:57,161	09:51:52,383	00:02:55,222	8



CRONOCIRCUIT: oscar.gutierrez@circuitvalencia.com



Circuit de la C.Valenciana

12 - 13 September 2015

Circuit de la C.Valenciana

CEV.Circuit

ANALISIS PIT Qualifying Practice 1 Stck1000.Open1000

10:00:34,077 ... 13

Num. P. 2 Total in PIT: 00:02:55,222

96 CHAMORRO,Moisés
Team Cir.Albacete

Time IN	Time OUT	GAP	Lap
09:54:11,291	...		10

Num. P. 1 Total in PIT:

99 VALERO,Santiago
Team Cir.Albacete

Time IN	Time OUT	GAP	Lap
09:44:56,553	09:46:09,309	00:01:12,756	5
09:55:05,788	...		10

Num. P. 2 Total in PIT: 00:01:12,756

107 SANCHEZ,Raúl
Team Cir.Albacete

Time IN	Time OUT	GAP	Lap
09:51:16,633	...		8

Num. P. 1 Total in PIT:

116 YEBENES,Rubén
Team Cir.Albacete

Time IN	Time OUT	GAP	Lap
09:47:52,772	09:50:13,568	00:02:20,796	6
09:56:01,022	...		9

Num. P. 2 Total in PIT: 00:02:20,796



CRONOCIRCUIT: oscar.gutierrez@circuitvalencia.com