



CEV.Circuit

12 - 13 September 2015

Laps: 13

Circuit de la C.Valenciana
Length: 4005 metros

Results

Race 1 PreMoto3

Table with columns: Pos., N., Rider, Team, Motorcycle, Nat., Laps, Time, Best Lap, iL, Gap, Interval, Speed, Tyr., Pt., Cat. It lists 24 riders and their performance metrics.

Best Lap: Rider 5 - PEREZ,Francesc - Time: 01:44,918 at 137,42 Km/h

Circuit de la C.Valenciana

Final Official

Provisional Official

Length: 4005 Hour: 17:15:00

JURY:

C.of the Course:

C.Timekeeper:

Hour:

Hour:

Hour: 17:45:02



CRONOCIRCUIT: oscar.gutierrez@circuitvalencia.com



CEV.Circuit

12 - 13 September 2015

Laps: 13

Circuit de la C.Valenciana
Length: 4005 metros

Results Motodes

Race 1 PreMoto3

Pos.	N.	Rider	Team	Motorcycle	Nat.	Laps	Time	Best Lap	iL	Gap	Interval	Speed	Tyr.	Pt.	Cat.
1	75	MUÑOZ,Sergio	BST	Honda	SPA	13	23:21.000	01:46.678	12			133.79	Du	25	CE
2	33	VALLE,Daniel	Blumaq HMA R.	Beon	SPA	13	23:21.337	01:46.317	3	00:00.337	00:00.337	133.75	Du	20	CE
3	99	TATAY,Carlos	Aievo RT		SPA	13	23:27.180	01:46.805	6	00:06.180	00:05.843	133.2	Du	16	CE
4	27	PEREZ,Alex	Blumaq HMA R.	Beon	SPA	13	23:28.199	01:46.853	11	00:07.199	00:01.019	133.1	Du	13	CE
5	10	IÑIGUEZ,Adam	RC Sport		SPA	13	23:37.889	01:47.596	6	00:16.889	00:09.690	132.19	Du	11	CE
6	45	ROUGE,Clement	Team C-Racer		FRA	13	23:43.581	01:48.217	5	00:22.581	00:05.692	131.66	Du	10	CE
7	91	ANDUJAR,Aitor	Tuits J.Ferez	Moriwaki	SPA	13	24:00.955	01:49.171	4	00:39.955	00:17.374	130.08	Du	9	CE
Not Classified															
8	23	GARCIA,Alejandro	Cuna Campeones	MIR Racina	SPA	11	19:43.923	01:46.109	4	-2 Lap	-2 Lap	133.96	Du		CE
9	16	GARCIA,José J.	Fau55 Racina	Beon	SPA	4	07:15.967	01:46.452	4	-9 Lap	-7 Lap	132.29	Du		CE
Retired															
10	93	POMARES,Luis M.	Alberola RT	Honda	SPA								Du		CE

Best Lap: Rider 23 - GARCIA,Alejandro - Time: 01:46,109 at 135,88 Km/h

Circuit de la C.Valenciana

Final Official

Provisional Official

Length: 4005 Hour: 17:15:00

JURY:

C.of the Course:

C.Timekeeper:

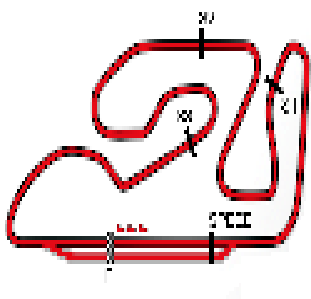
Hour:

Hour:

Hour: 17:49:28



CRONOCIRCUIT: oscar.gutierrez@circuitvalencia.com



Circuit de la C.Valenciana

12 - 13 September 2015

Circuit de la C.Valenciana

Race 1 PreMoto3

LISTADO DEL PLANNING

	V1	V2	V3	V4	V5	V6	V7	V8	V9	V10	V11	V12	V13
26 - PARRA, Miguel	26	26	26	26	26	26	26	26	26	26	26	26	26
5 - PEREZ, Francesc	21	21	21	21	21	21	21	21	21	21	21	21	5
52 - ALCOBA, Jeremy	52	5	52	52	52	52	52	52	52	52	52	52	52
21 - LOPEZ, Alonso	5	52	5	5	5	5	5	5	5	5	5	5	21
76 - GIRAL, Julián	18	18	18	18	18	18	76	76	76	76	76	76	76
48 - DIAZ, Joan	17	76	76	76	76	76	19	19	19	19	48	17	48
17 - LUNA, Marc	16	17	19	19	19	48	48	48	48	48	17	48	17
25 - VERDOIA, Andy	76	16	17	16	48	19	25	25	25	25	25	25	25
4 - SALAC, Filip	75	19	16	48	17	17	17	17	17	17	23	4	4
13 - VIETTI, Celestino	19	75	48	17	25	25	23	23	23	23	47	47	13
75 - MUÑOZ, Sergio	48	48	75	75	75	75	18	75	47	47	4	75	75
33 - VALLE, Daniel	27	47	47	25	23	23	33	33	75	75	75	33	33
47 - HERNANDEZ, Ferrán	47	23	25	23	33	33	75	47	4	4	33	13	47
99 - TATAY, Carlos	23	25	23	47	47	47	47	4	33	33	13	79	99
43 - GARCIA, Steward	77	27	33	33	4	4	4	99	13	13	43	99	43
79 - STACEY, Storm	25	33	99	99	43	99	99	79	99	43	99	43	79
27 - PEREZ, Alex	99	99	43	4	99	27	79	43	43	99	79	27	27
10 - INIGUEZ, Adam	43	43	27	43	27	43	43	18	79	79	27	10	10
9 - GOMEZ, Francisco	9	4	4	27	79	79	27	13	27	27	9	9	9
37 - FRÔDE, Paul	33	9	79	79	10	13	13	27	18	10	10	37	37
34 - NAVARRO, Gino	30	79	9	10	13	10	10	10	10	9	37	34	34
45 - ROUGE, Clement	79	10	10	9	9	9	37	9	9	37	34	45	45
91 - ANDUJAR, Aitor	4	37	37	37	37	37	9	37	37	34	45	91	91
7 - HODGE, Josh	10	91	45	45	45	45	45	34	45	89	89	89	89
- Not Classified 75%:	91	45	34	13	34	34	34	34	45	18P	91	7	7
23 - GARCIA, Alejandro	37	34	91	34	91	91	91	91	91	91	7		
19 - RODRIGUEZ, Victor	45	13	13	91	7	7	7	7	7				
18 - GONZALEZ, Manuel	34	7	7	7									
16 - GARCIA, José J.	7	77P											
77 - CASTAÑO, Pedro J.	13	30P											
30 - TORRES, Lucas	93												
- Retired	89												
93 - POMARES, Luis M.													
- Not Started													
89 - FRANCO, Angelo													

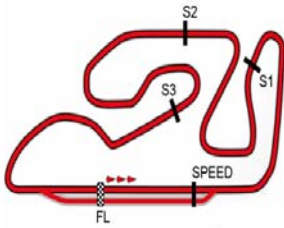
Presidente del Jurado

Director de Carrera

Cronometrador



CRONOCIRCUIT: oscar.gutierrez@circuitvalencia.com



Circuit de la C. Valenciana

12 - 13 September 2015

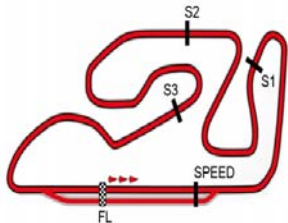
Circuit de la C. Valenciana

CEV.Circuit

VUELTA A VUELTA SECTORES Race 1 PreMoto3

4 - SALAC,Filip							P.Vmax: 3	T. Ideal: 01:45,617
V. Tiempo	Sector 1	Sector 2	Sector 3	Sector 4	V.Max	Hora		
1	FIRST LAP	00:34,636	00:29,553	00:25,296	00:29,415	158,94	17:17:51	
2	01:48,621	00:25,876	00:28,137	00:25,133	00:29,475	204,55	17:19:40	11 01:48,740 00:26,306 00:28,073 00:24,469 00:29,892 189,47 17:35:54
3	01:46,558	00:25,493	00:27,617	00:24,205	00:29,243	197,26	17:21:27	12 01:48,487 00:26,190 00:28,288 00:24,501 00:29,508 185,57 17:37:43
4	01:47,215	00:25,582	00:27,790	00:24,583	00:29,260	198,90	17:23:14	13 01:47,697 00:26,043 00:27,805 00:24,329 00:29,520 191,49 17:39:30
5	01:47,194	00:25,913	00:27,718	00:24,343	00:29,220	199,45	17:25:01	
6	01:46,415	00:25,548	00:27,575	00:24,139	00:29,153	195,65	17:26:47	
7	01:45,974	00:25,460	00:27,491	00:24,049	00:28,974	195,12	17:28:33	10 - INIGUEZ,Adam P.Vmax: 26 T. Ideal: 01:47,200
8	01:46,011	00:25,525	00:27,670	00:23,981	00:28,835	198,35	17:30:19	V. Tiempo Sector 1 Sector 2 Sector 3 Sector 4 V.Max Hora
9	01:46,340	00:25,442	00:27,454	00:24,257	00:29,187	202,25	17:32:06	1 FIRST LAP 00:35,122 00:29,532 00:25,099 00:29,781 162,16 17:17:52
10	01:47,146	00:26,213	00:27,620	00:24,269	00:29,044	192,00	17:33:53	2 01:48,550 00:25,976 00:28,105 00:24,818 00:29,651 195,12 17:19:41
11	01:46,764	00:25,656	00:27,548	00:24,304	00:29,256	192,51	17:35:40	3 01:48,819 00:25,993 00:28,147 00:25,136 00:29,543 196,19 17:21:29
12	01:46,008	00:25,505	00:27,359	00:24,174	00:28,970	194,07	17:37:26	4 01:48,007 00:25,754 00:27,905 00:24,583 00:29,765 194,07 17:23:17
13	01:46,115	00:25,523	00:27,591	00:24,076	00:28,925	194,07	17:39:12	5 01:47,852 00:25,918 00:27,827 00:24,593 00:29,514 190,48 17:25:05
								6 01:47,596 00:26,005 00:27,713 00:24,270 00:29,608 189,47 17:26:53
								7 01:48,528 00:26,030 00:28,292 00:24,431 00:29,775 189,97 17:28:41
								8 01:48,021 00:26,043 00:27,912 00:24,357 00:29,709 188,98 17:30:29
								9 01:47,774 00:25,945 00:27,830 00:24,352 00:29,647 188,98 17:32:17
								10 01:48,177 00:25,936 00:28,344 00:24,434 00:29,463 188,98 17:34:05
								11 01:49,162 00:26,407 00:27,990 00:24,509 00:30,256 187,01 17:35:54
								12 01:48,024 00:26,025 00:27,886 00:24,405 00:29,708 192,00 17:37:43
								13 01:47,845 00:25,964 00:27,832 00:24,452 00:29,597 187,99 17:39:30
								13 - VIETTI,Celestino P.Vmax: 6 T. Ideal: 01:44,914
								V. Tiempo Sector 1 Sector 2 Sector 3 Sector 4 V.Max Hora
								1 FIRST LAP 00:41,223 00:29,128 00:25,080 00:29,854 17:17:58
								2 01:48,010 00:25,879 00:28,019 00:24,494 00:29,618 193,55 17:19:46
								3 01:47,053 00:25,660 00:27,728 00:24,317 00:29,348 194,07 17:21:33
								4 01:46,481 00:25,574 00:27,607 00:24,318 00:28,982 196,19 17:23:19
								5 01:46,319 00:25,577 00:27,693 00:24,160 00:28,889 198,90 17:25:06
								6 01:46,318 00:25,502 00:27,557 00:24,190 00:29,069 196,72 17:26:52
								7 01:46,259 00:25,471 00:27,575 00:24,213 00:29,000 194,07 17:28:38
								8 01:45,668 00:25,395 00:27,546 00:23,982 00:28,745 194,59 17:30:24
								9 01:46,607 00:25,416 00:27,939 00:24,124 00:29,128 202,82 17:32:10
								10 01:46,275 00:25,829 00:27,543 00:23,943 00:28,960 193,03 17:33:57
								11 01:45,874 00:25,493 00:27,418 00:24,074 00:28,889 194,07 17:35:43
								12 01:45,544 00:25,391 00:27,409 00:23,959 00:28,785 194,59 17:37:28
								13 01:45,303 00:25,125 00:27,157 00:23,887 00:29,134 196,19 17:39:13
								16 - GARCIA, José J. P.Vmax: 6 T. Ideal: 01:46,304
								V. Tiempo Sector 1 Sector 2 Sector 3 Sector 4 V.Max Hora
								1 FIRST LAP 00:33,059 00:28,453 00:24,630 00:29,457 156,86 17:17:48
								2 01:46,949 00:25,749 00:27,841 00:24,359 00:29,000 199,45 17:19:35
								3 01:46,967 00:25,542 00:27,681 00:24,323 00:29,421 202,82 17:21:22
								4 01:46,452 00:25,690 00:27,603 00:24,275 00:28,884 198,90 17:23:08
								17 - LUNA,Marc P.Vmax: 21 T. Ideal: 01:45,626
								V. Tiempo Sector 1 Sector 2 Sector 3 Sector 4 V.Max Hora
								1 FIRST LAP 00:32,667 00:28,258 00:24,586 00:29,672 148,76 17:17:48
								2 01:47,153 00:25,776 00:27,765 00:24,506 00:29,106 193,03 17:19:35
								3 01:47,081 00:25,629 00:27,628 00:24,364 00:29,460 195,65 17:21:22
								4 01:46,963 00:26,103 00:27,632 00:24,262 00:28,966 192,51 17:23:09
								5 01:46,432 00:25,584 00:27,629 00:24,268 00:28,951 196,72 17:24:55
								6 01:46,354 00:25,450 00:27,571 00:24,220 00:29,113 196,19 17:26:42
								7 01:47,649 00:26,495 00:27,806 00:24,316 00:29,032 190,48 17:28:29
								8 01:46,246 00:25,681 00:27,421 00:24,167 00:28,977 195,65 17:30:16
								9 01:46,372 00:25,633 00:27,492 00:24,151 00:29,096 195,12 17:32:02
								10 01:46,258 00:25,629 00:27,417 00:24,218 00:28,994 194,59 17:33:48
								11 01:46,171 00:25,589 00:27,676 00:24,071 00:28,835 198,35 17:35:34
								12 01:47,192 00:26,034 00:27,713 00:24,243 00:29,202 187,99 17:37:22
								13 01:46,266 00:26,031 00:27,476 00:23,998 00:28,761 187,99 17:39:08
								18 - GONZALEZ,Manuel P.Vmax: 9 T. Ideal: 01:45,392
								V. Tiempo Sector 1 Sector 2 Sector 3 Sector 4 V.Max Hora
								1 FIRST LAP 00:32,853 00:27,955 00:24,327 00:29,144 156,86 17:17:47

CRONOCIRCUIT: oscar.gutierrez@circuitvalencia.com



Circuit de la C.Valenciana

12 - 13 September 2015

Circuit de la C.Valenciana

CEV.Circuit

VUELTA A VUELTA SECTORES Race 1 PreMoto3

Table with 13 columns: Rank, Lap, Time, Sector 1, Sector 2, Sector 3, Sector 4, V.Max, Hora. Includes data for riders 2-10 and 19-20.

Table for rider 19 - RODRIGUEZ,Victor. Includes V. Tiempo, Sector 1-4, V.Max, Hora for laps 1-10.

Table for rider 21 - LOPEZ,Alonso. Includes V. Tiempo, Sector 1-4, V.Max, Hora for laps 1-13.

Table for rider 23 - GARCIA,Alejandro. Includes V. Tiempo, Sector 1-4, V.Max, Hora for laps 1-11.

Table for rider 25 - VERDOIA,Andy. Includes V. Tiempo, Sector 1-4, V.Max, Hora for laps 1-6.

Table for rider 26 - PARRA,Miguel. Includes V. Tiempo, Sector 1-4, V.Max, Hora for laps 1-13.

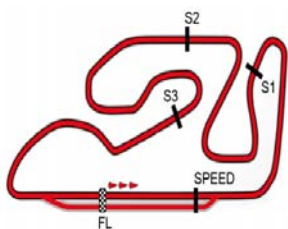
Table for rider 27 - PEREZ,Alex. Includes V. Tiempo, Sector 1-4, V.Max, Hora for laps 1-13.

Table for rider 30 - TORRES,Lucas. Includes V. Tiempo, Sector 1-4, V.Max, Hora for laps 1-2.

Table for rider 33 - VALLE,Daniel. Includes V. Tiempo, Sector 1-4, V.Max, Hora for laps 1-13.



CRONOCIRCUIT: oscar.gutierrez@circuitvalencia.com



Circuit de la C. Valenciana

12 - 13 September 2015

Circuit de la C. Valenciana

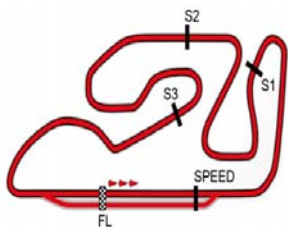
CEV.Circuit

VUELTA A VUELTA SECTORES Race 1 PreMoto3

34 - NAVARRO,Gino								P.Vmax: 29		T. Ideal: 01:47,653					
V. Tiempo	Sector 1	Sector 2	Sector 3	Sector 4	V.Max	Hora									
1	FIRST LAP	00:35,621	00:29,803	00:25,230	00:29,874	162,90	17:17:53	11	01:48,922	00:26,460	00:28,120	00:24,989	00:29,353	185,09	17:35:59
2	01:49,183	00:26,346	00:28,128	00:24,843	00:29,866	192,51	17:19:42	12	01:48,519	00:26,005	00:28,358	00:24,663	00:29,493	196,72	17:37:48
3	01:49,155	00:26,129	00:28,350	00:24,834	00:29,842	194,07	17:21:31	13	01:48,508	00:25,954	00:28,085	00:24,636	00:29,833	196,72	17:39:36
47 - HERNANDEZ,Ferrán								P.Vmax: 12		T. Ideal: 01:46,277					
V. Tiempo	Sector 1	Sector 2	Sector 3	Sector 4	V.Max	Hora									
1	FIRST LAP	00:33,882	00:28,829	00:24,458	00:29,302	156,86	17:17:49	1	01:47,551	00:25,514	00:27,951	00:24,767	00:29,319	200,56	17:19:36
2	01:47,551	00:25,514	00:27,951	00:24,767	00:29,319	200,56	17:19:36	3	01:46,860	00:25,647	00:27,648	00:24,180	00:29,385	195,12	17:21:23
3	01:46,860	00:25,647	00:27,648	00:24,180	00:29,385	195,12	17:21:23	4	01:46,916	00:25,801	00:27,635	00:24,244	00:29,236	194,59	17:23:10
4	01:46,916	00:25,801	00:27,635	00:24,244	00:29,236	194,59	17:23:10	5	01:47,553	00:25,833	00:27,687	00:24,650	00:29,383	194,59	17:24:58
5	01:47,553	00:25,833	00:27,687	00:24,650	00:29,383	194,59	17:24:58	6	01:46,986	00:25,618	00:27,683	00:24,281	00:29,404	194,59	17:26:45
6	01:46,986	00:25,618	00:27,683	00:24,281	00:29,404	194,59	17:26:45	7	01:47,097	00:25,789	00:27,679	00:24,274	00:29,355	192,00	17:28:32
7	01:47,097	00:25,789	00:27,679	00:24,274	00:29,355	192,00	17:28:32	8	01:47,140	00:25,983	00:27,682	00:24,164	00:29,311	196,72	17:30:19
8	01:47,140	00:25,983	00:27,682	00:24,164	00:29,311	196,72	17:30:19	9	01:46,485	00:25,508	00:27,520	00:24,073	00:29,444	195,65	17:32:06
9	01:46,485	00:25,508	00:27,520	00:24,073	00:29,444	195,65	17:32:06	10	01:46,968	00:25,743	00:27,750	00:24,198	00:29,277	188,48	17:33:52
10	01:46,968	00:25,743	00:27,750	00:24,198	00:29,277	188,48	17:33:52	11	01:47,074	00:25,793	00:27,644	00:24,220	00:29,417	187,99	17:35:40
11	01:47,074	00:25,793	00:27,644	00:24,220	00:29,417	187,99	17:35:40	12	01:46,732	00:25,739	00:27,579	00:24,163	00:29,251	189,47	17:37:26
12	01:46,732	00:25,739	00:27,579	00:24,163	00:29,251	189,47	17:37:26	13	01:47,527	00:25,611	00:27,632	00:24,188	00:30,096	192,00	17:39:14
13	01:47,527	00:25,611	00:27,632	00:24,188	00:30,096	192,00	17:39:14								
48 - DIAZ,Joan								P.Vmax: 4		T. Ideal: 01:45,619					
V. Tiempo	Sector 1	Sector 2	Sector 3	Sector 4	V.Max	Hora									
1	FIRST LAP	00:33,576	00:28,598	00:24,669	00:29,351	154,84	17:17:49	1	01:47,026	00:25,595	00:27,933	00:24,305	00:29,193	200,00	17:19:36
2	01:47,026	00:25,595	00:27,933	00:24,305	00:29,193	200,00	17:19:36	3	01:46,438	00:25,731	00:27,457	00:23,926	00:29,324	203,39	17:21:22
3	01:46,438	00:25,731	00:27,457	00:23,926	00:29,324	203,39	17:21:22	4	01:46,518	00:25,664	00:27,591	00:24,242	00:29,021	201,68	17:23:09
4	01:46,518	00:25,664	00:27,591	00:24,242	00:29,021	201,68	17:23:09	5	01:46,358	00:25,533	00:27,617	00:24,235	00:28,973	199,45	17:24:55
5	01:46,358	00:25,533	00:27,617	00:24,235	00:28,973	199,45	17:24:55	6	01:46,194	00:25,516	00:27,496	00:24,193	00:28,989	194,59	17:26:41
6	01:46,194	00:25,516	00:27,496	00:24,193	00:28,989	194,59	17:26:41	7	01:46,839	00:25,729	00:27,579	00:24,349	00:29,182	194,07	17:28:28
7	01:46,839	00:25,729	00:27,579	00:24,349	00:29,182	194,07	17:28:28	8	01:46,553	00:25,798	00:27,535	00:24,219	00:29,001	197,80	17:30:15
8	01:46,553	00:25,798	00:27,535	00:24,219	00:29,001	197,80	17:30:15	9	01:46,441	00:25,687	00:27,591	00:24,201	00:28,962	193,55	17:32:01
9	01:46,441	00:25,687	00:27,591	00:24,201	00:28,962	193,55	17:32:01	10	01:46,526	00:25,844	00:27,559	00:24,088	00:29,035	192,51	17:33:48
10	01:46,526	00:25,844	00:27,559	00:24,088	00:29,035	192,51	17:33:48	11	01:46,592	00:25,651	00:27,586	00:24,130	00:29,225	197,80	17:35:34
11	01:46,592	00:25,651	00:27,586	00:24,130	00:29,225	197,80	17:35:34	12	01:47,431	00:26,893	00:27,229	00:24,132	00:29,177	189,97	17:37:22
12	01:47,431	00:26,893	00:27,229	00:24,132	00:29,177	189,97	17:37:22	13	01:46,039	00:25,502	00:27,463	00:23,999	00:29,075	193,55	17:39:08
13	01:46,039	00:25,502	00:27,463	00:23,999	00:29,075	193,55	17:39:08								
52 - ALCOBA,Jeremy								P.Vmax: 1		T. Ideal: 01:44,836					
V. Tiempo	Sector 1	Sector 2	Sector 3	Sector 4	V.Max	Hora									
1	FIRST LAP	00:32,270	00:27,785	00:24,400	00:29,136	151,90	17:17:46	1	01:46,771	00:25,824	00:27,583	00:24,220	00:29,144	206,30	17:19:33
2	01:46,771	00:25,824	00:27,583	00:24,220	00:29,144	206,30	17:19:33	3	01:45,492	00:25,257	00:27,251	00:24,106	00:28,878	202,25	17:21:18
3	01:45,492	00:25,257	00:27,251	00:24,106	00:28,878	202,25	17:21:18	4	01:45,912	00:25,577	00:27,316	00:24,157	00:28,862	198,90	17:23:04
4	01:45,912	00:25,577	00:27,316	00:24,157	00:28,862	198,90	17:23:04	5	01:45,477	00:25,288	00:27,245	00:24,167	00:28,777	203,97	17:24:50
5	01:45,477	00:25,288	00:27,245	00:24,167	00:28,777	203,97	17:24:50	6	01:45,610	00:25,363	00:27,239	00:24,128	00:28,880	203,39	17:26:35
6	01:45,610	00:25,363	00:27,239	00:24,128	00:28,880	203,39	17:26:35	7	01:45,377	00:25,325	00:27,250	00:24,079	00:28,723	202,82	17:28:21
7	01:45,377	00:25,325	00:27,250	00:24,079	00:28,723	202,82	17:28:21	8	01:45,855	00:25,562	00:27,390	00:24,091	00:28,812	201,12	17:30:07
8	01:45,855	00:25,562	00:27,390	00:24,091	00:28,812	201,12	17:30:07	9	01:45,440	00:25,405	00:27,358	00:24,041	00:28,636	199,45	17:31:52
9	01:45,440	00:25,405	00:27,358	00:24,041	00:28,636	199,45	17:31:52	10	01:45,754	00:25,581	00:27,354	00:24,020	00:28,799	201,68	17:33:38
10	01:45,754	00:25,581	00:27,354	00:24,020	00:28,799	201,68	17:33:38	11	01:45,608	00:25,681	00:27,315	00:23,976	00:28,636	203,97	17:35:23
11	01:45,608	00:25,681	00:27,315	00:23,976	00:28,636	203,97	17:35:23	12	01:45,257	00:25,335	00:27,120	00:23,939	00:28,863	201,12	17:37:09
12	01:45,257	00:25,335	00:27,120	00:23,939	00:28,863	201,12	17:37:09	13	01:45,039	00:25,347	00:27,099	00:23,844	00:28,749	202,25	17:38:54
13	01:45,039	00:25,347	00:27,099	00:23,844	00:28,749	202,25	17:38:54								
75 - MUÑOZ,Sergio								P.Vmax: 17		T. Ideal: 01:46,362					
V. Tiempo	Sector 1	Sector 2	Sector 3	Sector 4	V.Max	Hora									
1	FIRST LAP	00:33,505	00:28,257	00:24,653	00:29,374	153,85	17:17:48	1	01:47,265	00:25,695	00:28,110	00:24,319	00:29,141	200,00	17:19:36
2	01:47,265	00:25,695	00:28,110	00:24,319	00:29,141	200,00	17:19:36	3	01:47,179	00:26,000	00:27,762	00:24,159	00:29,258	200,00	17:21:23
3	01:47,179	00:26,000	00:27,762	00:24,159	00:29,258	200,00	17:21:23	4	01:46,804	00:25,716	00:27,674	00:24,307	00:29,107	196,72	17:23:09
4	01:46,804	00:25,716	00:27,674	00:24,307	00:29,107	196,72	17:23:09	5	01:47,063	00:25,860	00:27,800	00:24,117	00:29,286	193,55	17:24:57
5	01:47,063	00:25,860	00:27,800	00:24,117	00:29,286	193,55	17:24:57	6	01:46,890	00:25,574	00:27,747	00:24,143	00:29,426	195,65	17:26:43
6	01:46,890	00:25,574	00:27,747	00:24,143	00:29,426	195,65	17:26:43	7	01:48,061	00:25,625	00:28,030	00:24,313	00:30,093	192,00	17:28:32
7	01:48,061	00:25,625	00:28,030	00:24,313	00:30,093	192,00	17:28:32								



CRONOCIRCUIT: oscar.gutierrez@circuitvalencia.com



Circuit de la C. Valenciana

12 - 13 September 2015

Circuit de la C. Valenciana

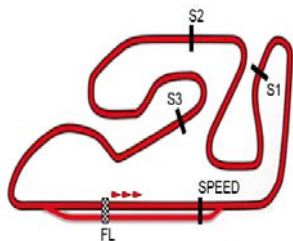
CEV.Circuit

VUELTA A VUELTA SECTORES Race 1 PreMoto3

8	01:47,102	00:25,865	00:27,745	00:24,136	00:29,356	191,49	17:30:19	10	01:52,375	00:28,314	00:28,729	00:25,193	00:30,139	181,82	17:34:22
9	01:47,061	00:25,603	00:27,766	00:24,287	00:29,405	192,51	17:32:06	11	01:50,733	00:26,580	00:28,771	00:25,061	00:30,321	180,00	17:36:13
10	01:47,156	00:25,863	00:27,776	00:24,175	00:29,342	190,48	17:33:53	12	01:50,174	00:26,467	00:28,347	00:25,187	00:30,173	183,21	17:38:03
11	01:47,006	00:25,866	00:27,746	00:24,099	00:29,295	189,47	17:35:40	13	01:50,407	00:26,368	00:28,528	00:25,111	00:30,400	182,74	17:39:53
12	01:46,678	00:25,646	00:27,582	00:24,137	00:29,313	195,12	17:37:27	93 - POMARES,Luis M. P.Vmax: 32 T. Ideal: 00:00,000							
13	01:46,946	00:25,763	00:27,582	00:24,118	00:29,483	196,72	17:39:13	V. Tiempo Sector 1 Sector 2 Sector 3 Sector 4 V.Max Hora							
76 - GIRAL, Julián P.Vmax: 10 T. Ideal: 01:45,717								1 FIRST LAP ... 17:19:17							
V. Tiempo Sector 1 Sector 2 Sector 3 Sector 4 V.Max Hora								99 - TATAY,Carlos P.Vmax: 12 T. Ideal: 01:46,370							
1	FIRST LAP	00:33,240	00:28,364	00:24,928	00:29,157	154,84	17:17:48	V. Tiempo Sector 1 Sector 2 Sector 3 Sector 4 V.Max Hora							
2	01:46,264	00:25,558	00:27,449	00:24,290	00:28,967	201,12	17:19:34	1	FIRST LAP	00:34,178	00:29,057	00:24,989	00:29,325	168,22	17:17:50
3	01:45,941	00:25,336	00:27,381	00:24,165	00:29,059	195,65	17:21:20	2	01:47,979	00:25,840	00:28,210	00:24,423	00:29,506	199,45	17:19:38
4	01:46,124	00:25,398	00:27,428	00:24,371	00:28,927	196,72	17:23:06	3	01:47,344	00:25,796	00:27,942	00:24,262	00:29,344	200,56	17:21:25
5	01:46,019	00:25,339	00:27,289	00:24,279	00:29,112	195,65	17:24:52	4	01:48,122	00:25,974	00:28,225	00:24,619	00:29,304	198,35	17:23:13
6	01:46,164	00:25,471	00:27,340	00:24,310	00:29,043	194,59	17:26:39	5	01:48,042	00:26,211	00:28,405	00:24,419	00:29,007	196,72	17:25:01
7	01:46,712	00:25,806	00:27,420	00:24,349	00:29,137	197,26	17:28:25	6	01:46,805	00:25,483	00:27,894	00:24,127	00:29,301	200,00	17:26:48
8	01:46,401	00:25,615	00:27,427	00:24,328	00:29,031	190,98	17:30:12	7	01:47,057	00:25,820	00:27,873	00:24,201	00:29,163	196,19	17:28:35
9	01:46,690	00:25,518	00:27,574	00:24,304	00:29,294	193,03	17:31:58	8	01:47,629	00:25,817	00:28,126	00:24,219	00:29,467	196,19	17:30:23
10	01:47,154	00:25,762	00:27,736	00:24,557	00:29,099	192,51	17:33:46	9	01:47,549	00:26,006	00:28,382	00:24,131	00:29,030	195,12	17:32:11
11	01:46,460	00:25,572	00:27,500	00:24,412	00:28,976	192,51	17:35:32	10	01:47,466	00:25,899	00:27,886	00:24,454	00:29,227	197,26	17:33:58
12	01:46,145	00:25,467	00:27,339	00:24,190	00:29,149	193,03	17:37:18	11	01:46,857	00:25,719	00:27,788	00:24,194	00:29,156	200,00	17:35:45
13	01:46,544	00:25,377	00:27,469	00:24,336	00:29,362	193,03	17:39:05	12	01:47,440	00:25,980	00:27,884	00:24,092	00:29,484	197,26	17:37:32
77 - CASTAÑO, Pedro J. P.Vmax: 12 T. Ideal: 01:47,014								13	01:47,341	00:25,747	00:27,931	00:24,399	00:29,264	197,80	17:39:20
V. Tiempo Sector 1 Sector 2 Sector 3 Sector 4 V.Max Hora															
1	FIRST LAP	00:34,173	00:28,932	00:24,397	00:29,313	158,24	17:17:49								
2	PIT	00:25,434	00:27,870	00:25,151	00:41,651	200,56	17:19:49								
79 - STACEY, Storm P.Vmax: 12 T. Ideal: 01:46,221															
V. Tiempo Sector 1 Sector 2 Sector 3 Sector 4 V.Max Hora															
1	FIRST LAP	00:34,756	00:29,243	00:24,974	00:29,793	166,67	17:17:51								
2	01:48,883	00:26,289	00:27,978	00:25,252	00:29,364	198,35	17:19:40								
3	01:47,619	00:25,700	00:27,924	00:24,517	00:29,478	198,90	17:21:28								
4	01:48,057	00:25,761	00:27,937	00:24,409	00:29,950	193,03	17:23:16								
5	01:47,031	00:25,708	00:27,834	00:24,374	00:29,115	194,59	17:25:03								
6	01:46,475	00:25,431	00:27,680	00:24,374	00:28,990	196,19	17:26:49								
7	01:46,224	00:25,402	00:27,624	00:24,265	00:28,933	200,56	17:28:36								
8	01:47,898	00:25,794	00:28,064	00:24,692	00:29,348	199,45	17:30:23								
9	01:47,891	00:25,655	00:28,470	00:24,714	00:29,052	196,19	17:32:11								
10	01:46,788	00:25,426	00:27,843	00:24,488	00:29,031	196,19	17:33:58								
11	01:47,057	00:25,984	00:27,658	00:24,341	00:29,074	198,35	17:35:45								
12	01:47,111	00:25,692	00:28,104	00:24,262	00:29,053	199,45	17:37:32								
13	01:47,848	00:26,095	00:27,840	00:24,466	00:29,447	193,03	17:39:20								
89 - FRANCO,Angelo P.Vmax: 31 T. Ideal: 01:53,195															
V. Tiempo Sector 1 Sector 2 Sector 3 Sector 4 V.Max Hora															
1	FIRST LAP						17:19:23								
2	17:12,870	15:44,959	00:30,265	00:26,366	00:31,280		17:36:09								
3	01:54,501	00:27,519	00:29,609	00:26,070	00:31,303	180,90	17:38:04								
4	01:53,195	00:27,052	00:29,249	00:25,865	00:31,029	182,28	17:39:57								
91 - ANDUJAR,Aitor P.Vmax: 26 T. Ideal: 01:49,029															
V. Tiempo Sector 1 Sector 2 Sector 3 Sector 4 V.Max Hora															
1	FIRST LAP	00:34,974	00:29,457	00:25,202	00:30,046	165,90	17:17:52								
2	01:49,608	00:26,301	00:28,333	00:24,905	00:30,069	196,19	17:19:42								
3	01:49,784	00:26,446	00:28,500	00:24,982	00:29,856	189,47	17:21:32								
4	01:49,171	00:26,328	00:28,355	00:24,656	00:29,832	193,55	17:23:21								
5	01:49,321	00:26,209	00:28,332	00:24,914	00:29,866	189,47	17:25:10								
6	01:49,895	00:26,335	00:28,400	00:25,112	00:30,048	186,53	17:27:00								
7	01:49,787	00:26,249	00:28,455	00:24,930	00:30,153	184,62	17:28:50								
8	01:49,845	00:26,399	00:28,342	00:24,854	00:30,250	184,14	17:30:40								
9	01:50,176	00:26,405	00:28,472	00:25,046	00:30,253	184,62	17:32:30								



CRONOCIRCUIT: oscar.gutierrez@circuitvalencia.com



Circuit de la C.Valenciana

12 - 13 September 2015

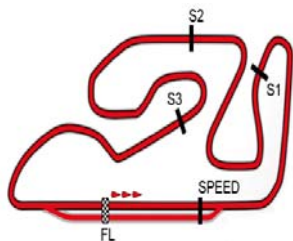
Circuit de la C.Valenciana

CEV.Circuit

Análisis por vuelta Race 1 PreMoto3

Lap: 1			Lap: 2			Lap: 3			Lap: 4			Lap: 5			Lap: 6			Lap: 7			Lap: 8					
Num	Tiempo	GAP	Num	Tiempo	GAP	Num	Tiempo	GAP	Num	Tiempo	GAP	Num	Tiempo	GAP	Num	Tiempo	GAP	Num	Tiempo	GAP	Num	Tiempo	GAP			
26	FIRST LAP		26	01:46,403		26	01:45,912		26	01:45,473		26	01:45,473		26	01:45,544		26	01:45,687		26	01:45,561		26	01:45,561	
21	FIRST LAP	0,128	21	01:46,328	0,053	21	01:46,045	0,186	21	01:45,513	0,197	21	01:45,513	0,197	21	01:45,568	0,221	21	01:45,740	0,179	21	01:45,466	0,126	21	01:45,466	0,126
52	FIRST LAP	0,285	52	01:46,771	0,653	52	01:45,492	0,233	52	01:45,617	0,430	52	01:45,617	0,430	52	01:45,610	0,430	52	01:45,855	0,414	52	01:45,377	0,246	52	01:45,377	0,246
18	FIRST LAP	0,369	18	01:46,167	0,737	18	01:46,079	0,904	18	01:46,124	0,736	18	01:48,230	3,457	18	01:46,164	3,778	18	01:46,401	5,643	18	01:46,712	4,929	18	01:46,692	7,440
5	FIRST LAP	0,369	5	01:46,621	0,587	5	01:46,027	0,702	5	01:46,124	2,612	5	01:46,194	6,309	5	01:46,194	6,309	5	01:46,401	5,643	5	01:45,563	0,654	5	01:45,563	0,654
17	FIRST LAP	0,973	17	01:47,108	3,248	17	01:46,439	3,775	17	01:46,534	4,524	17	01:46,354	6,743	17	01:46,354	6,743	17	01:46,637	8,390	17	01:46,712	4,929			
16	FIRST LAP	2,293	16	01:47,265	3,345	16	01:46,439	3,775	16	01:46,534	4,524	16	01:46,194	6,309	16	01:46,194	6,309	16	01:46,637	8,390	16	01:46,692	7,440			
76	FIRST LAP	2,383	76	01:47,026	3,511	76	01:46,439	3,775	76	01:46,534	4,524	76	01:46,354	6,743	76	01:46,354	6,743	76	01:46,637	8,390	76	01:46,712	4,929			
75	FIRST LAP	2,483	75	01:47,026	3,511	75	01:46,439	3,775	75	01:46,534	4,524	75	01:46,354	6,743	75	01:46,354	6,743	75	01:46,637	8,390	75	01:46,692	7,440			
19	FIRST LAP	2,543	19	01:47,551	4,313	19	01:46,439	3,775	19	01:46,534	4,524	19	01:46,354	6,743	19	01:46,354	6,743	19	01:46,637	8,390	19	01:46,692	7,440			
48	FIRST LAP	2,888	48	01:47,648	4,479	48	01:46,439	3,775	48	01:46,534	4,524	48	01:46,354	6,743	48	01:46,354	6,743	48	01:46,637	8,390	48	01:46,692	7,440			
27	FIRST LAP	3,053	27	01:47,968	7,672	27	01:46,439	3,775	27	01:46,534	4,524	27	01:46,354	6,743	27	01:46,354	6,743	27	01:46,637	8,390	27	01:46,692	7,440			
47	FIRST LAP	3,165	47	01:48,966	5,616	47	01:46,439	3,775	47	01:46,534	4,524	47	01:46,354	6,743	47	01:46,354	6,743	47	01:46,637	8,390	47	01:46,692	7,440			
23	FIRST LAP	3,452	23	01:49,373	7,934	23	01:46,439	3,775	23	01:46,534	4,524	23	01:46,354	6,743	23	01:46,354	6,743	23	01:46,637	8,390	23	01:46,692	7,440			
77	FIRST LAP	3,509	77	01:48,883	7,940	77	01:46,439	3,775	77	01:46,534	4,524	77	01:46,354	6,743	77	01:46,354	6,743	77	01:46,637	8,390	77	01:46,692	7,440			
25	FIRST LAP	3,673	25	01:48,883	7,940	25	01:46,439	3,775	25	01:46,534	4,524	25	01:46,354	6,743	25	01:46,354	6,743	25	01:46,637	8,390	25	01:46,692	7,440			
99	FIRST LAP	4,243	99	01:49,373	7,934	99	01:46,439	3,775	99	01:46,534	4,524	99	01:46,354	6,743	99	01:46,354	6,743	99	01:46,637	8,390	99	01:46,692	7,440			
43	FIRST LAP	4,675	43	01:48,883	7,940	43	01:46,439	3,775	43	01:46,534	4,524	43	01:46,354	6,743	43	01:46,354	6,743	43	01:46,637	8,390	43	01:46,692	7,440			
9	FIRST LAP	4,964	9	01:48,883	7,940	9	01:46,439	3,775	9	01:46,534	4,524	9	01:46,354	6,743	9	01:46,354	6,743	9	01:46,637	8,390	9	01:46,692	7,440			
33	FIRST LAP	5,103	33	01:48,883	7,940	33	01:46,439	3,775	33	01:46,534	4,524	33	01:46,354	6,743	33	01:46,354	6,743	33	01:46,637	8,390	33	01:46,692	7,440			
30	FIRST LAP	5,110	30	01:48,883	7,940	30	01:46,439	3,775	30	01:46,534	4,524	30	01:46,354	6,743	30	01:46,354	6,743	30	01:46,637	8,390	30	01:46,692	7,440			
79	FIRST LAP	5,460	79	01:48,883	7,940	79	01:46,439	3,775	79	01:46,534	4,524	79	01:46,354	6,743	79	01:46,354	6,743	79	01:46,637	8,390	79	01:46,692	7,440			
4	FIRST LAP	5,594	4	01:48,883	7,940	4	01:46,439	3,775	4	01:46,534	4,524	4	01:46,354	6,743	4	01:46,354	6,743	4	01:46,637	8,390	4	01:46,692	7,440			
10	FIRST LAP	6,228	10	01:48,883	7,940	10	01:46,439	3,775	10	01:46,534	4,524	10	01:46,354	6,743	10	01:46,354	6,743	10	01:46,637	8,390	10	01:46,692	7,440			
91	FIRST LAP	6,373	91	01:48,883	7,940	91	01:46,439	3,775	91	01:46,534	4,524	91	01:46,354	6,743	91	01:46,354	6,743	91	01:46,637	8,390	91	01:46,692	7,440			
37	FIRST LAP	6,478	37	01:48,883	7,940	37	01:46,439	3,775	37	01:46,534	4,524	37	01:46,354	6,743	37	01:46,354	6,743	37	01:46,637	8,390	37	01:46,692	7,440			
45	FIRST LAP	6,685	45	01:48,883	7,940	45	01:46,439	3,775	45	01:46,534	4,524	45	01:46,354	6,743	45	01:46,354	6,743	45	01:46,637	8,390	45	01:46,692	7,440			
34	FIRST LAP	7,222	34	01:48,883	7,940	34	01:46,439	3,775	34	01:46,534	4,524	34	01:46,354	6,743	34	01:46,354	6,743	34	01:46,637	8,390	34	01:46,692	7,440			
7	FIRST LAP	8,578	7	01:48,883	7,940	7	01:46,439	3,775	7	01:46,534	4,524	7	01:46,354	6,743	7	01:46,354	6,743	7	01:46,637	8,390	7	01:46,692	7,440			
13	FIRST LAP	11,979	13	01:48,883	7,940	13	01:46,439	3,775	13	01:46,534	4,524	13	01:46,354	6,743	13	01:46,354	6,743	13	01:46,637	8,390	13	01:46,692	7,440			
93	FIRST LAP	01:09,7	93	01:48,883	7,940	93	01:46,439	3,775	93	01:46,534	4,524	93	01:46,354	6,743	93	01:46,354	6,743	93	01:46,637	8,390	93	01:46,692	7,440			
89	FIRST LAP	01:10,7	89	01:48,883	7,940	89	01:46,439	3,775	89	01:46,534	4,524	89	01:46,354	6,743	89	01:46,354	6,743	89	01:46,637	8,390	89	01:46,692	7,440			





Circuit de la C.Valenciana

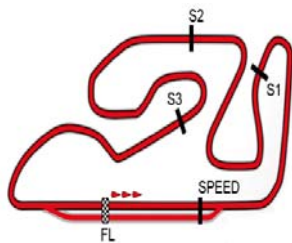
CEV.Circuit

Análisis por vuelta Race 1 PreMoto3

Num	Tiempo	GAP	Num	Tiempo	GAP	Num	Tiempo	GAP
18	01:52,287	17,634	79	01:46,788	20,622	9	01:48,487	34,420
13	01:45,668	17,722	27	01:46,914	20,975	37	01:48,783	36,921
27	01:48,062	17,881	10	01:48,177	27,848	34	01:48,668	38,709
10	01:48,021	23,236	9	01:48,302	27,984	45	01:48,519	39,272
9	01:47,940	23,536	37	01:48,406	28,482	91	01:50,174	54,747
37	01:48,762	23,995	34	01:48,434	32,324	89	01:54,501	55,599
45	01:48,556	26,568	45	01:48,298	32,622	7	01:53,236	01:29,8
34	01:48,087	26,968	18	PIT	40,216	Lap: 13		
91	01:49,845	33,419	91	01:52,375	44,631			
7	01:53,467	59,475	7	01:52,585	01:13,5	Num	Tiempo	GAP
Lap: 9			Lap: 11			26	01:45,090	
Num	Tiempo	GAP	Num	Tiempo	GAP	5	01:44,918	0,287
26	01:45,483		26	01:45,461		52	01:45,039	0,292
21	01:45,411	0,107	21	01:45,459	0,151	21	01:45,191	0,319
52	01:45,440	0,371	52	01:45,608	0,416	76	01:46,544	11,416
5	01:45,658	0,742	5	01:45,538	0,475	48	01:46,039	14,258
76	01:46,690	6,850	76	01:46,460	9,147	17	01:46,266	14,429
19	01:46,464	9,371	48	01:46,592	11,208	25	01:46,169	14,431
48	01:46,441	9,407	17	01:46,171	11,391	4	01:46,115	18,370
25	01:46,429	10,087	25	01:46,366	11,406	13	01:45,303	20,105
17	01:46,372	10,279	23	01:46,623	13,452	75	01:46,946	20,109
23	01:46,429	11,894	47	01:47,074	16,630	33	01:46,928	20,446
47	01:46,485	13,905	4	01:46,764	16,667	47	01:47,527	20,469
75	01:47,061	14,060	75	01:47,006	16,905	99	01:47,341	26,289
4	01:46,340	14,074	33	01:46,889	17,132	43	01:47,571	26,527
33	01:47,019	14,313	13	01:45,874	19,678	79	01:47,848	26,757
13	01:46,607	18,846	43	01:47,132	21,898	27	01:48,202	27,308
99	01:47,549	18,922	99	01:46,857	21,928	10	01:47,845	36,998
43	01:47,747	19,658	79	01:47,057	22,218	9	01:47,697	37,027
79	01:47,891	19,690	27	01:46,853	22,367	37	01:48,347	40,178
27	01:47,519	19,917	9	01:48,740	31,263	34	01:47,757	41,376
18	01:51,231	23,382	10	01:49,162	31,549	45	01:48,508	42,690
10	01:47,774	25,527	37	01:50,447	33,468	91	01:50,407	01:00,0
9	01:47,485	25,538	34	01:48,508	35,371	89	01:53,195	01:03,7
37	01:47,420	25,932	45	01:48,922	36,083	7	01:53,346	01:38,1
34	01:48,261	29,746	89	17:12,870	46,428			
45	01:49,095	30,180	91	01:50,733	49,903			
91	01:50,176	38,112	7	01:53,844	01:21,9			
7	01:52,834	01:06,8						
Lap: 10			Lap: 12					
Num	Tiempo	GAP	Num	Tiempo	GAP			
26	01:45,856		26	01:45,330				
21	01:45,902	0,153	21	01:45,397	0,218			
52	01:45,754	0,269	52	01:45,257	0,343			
5	01:45,512	0,398	5	01:45,314	0,459			
76	01:47,154	8,148	76	01:46,145	9,962			
19	01:46,407	9,922	17	01:47,192	13,253			
48	01:46,526	10,077	48	01:47,431	13,309			
25	01:46,270	10,501	25	01:47,276	13,352			
17	01:46,258	10,681	4	01:46,008	17,345			
23	01:46,252	12,290	47	01:46,732	18,032			
47	01:46,968	15,017	75	01:46,678	18,253			
75	01:47,156	15,360	33	01:46,806	18,608			
4	01:47,146	15,364	13	01:45,544	19,892			
33	01:47,247	15,704	79	01:47,111	23,999			
13	01:46,275	19,265	99	01:47,440	24,038			
43	01:46,425	20,227	43	01:47,478	24,046			
99	01:47,466	20,532	27	01:47,159	24,196			
			10	01:48,024	34,243			



CRONOCIRCUIT: oscar.gutierrez@circuitvalencia.com



Circuit de la C.Valenciana

12 - 13 September 2015

Circuit de la C.Valenciana

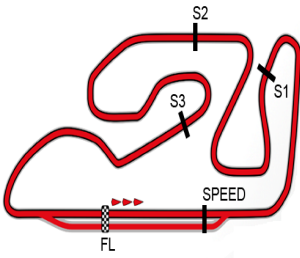
CEV.Circuit

Velocidades máximas Race 1 PreMoto3

Piloto	Nacionalidad/Res.	Marca	Mejores 5 velocidades máx.					Media	Máx.	
52	ALCOBA,Jeremy	SPA	Beon	206,3	204,0	204,0	203,4	202,8	204,1	206,3
25	VERDOIA,Andy	FRA	Mir Racing	205,1	204,0	201,7	201,1	200,0	202,4	205,1
4	SALAC,Filip	CZE	Beon	204,5	202,2	199,4	198,9	198,3	200,7	204,5
45	ROUGE,Clement	FRA		203,4	201,1	197,8	197,3	196,7	199,3	203,4
48	DIAZ,Joan	SPA	MIR Racing	203,4	201,7	200,0	199,4	197,8	200,5	203,4
13	VIETTI,Celestino	ITA	RMU Moto	202,8	198,9	196,7	196,2	196,2	198,2	202,8
16	GARCIA,José J.	SPA	Beon	202,8	199,4	198,9	156,9		189,5	202,8
5	PEREZ,Francesc	SPA	Beon	202,2	201,7	201,7	200,6	200,0	201,2	202,2
18	GONZALEZ,Manuel	SPA	RMU	201,7	201,1	200,6	198,9	197,8	200,0	201,7
76	GIRAL,Julián	SPA	Beon	201,1	197,3	196,7	195,7	195,7	197,3	201,1
33	VALLE,Daniel	SPA	Beon	201,1	198,3	197,8	196,7	196,2	198,0	201,1
99	TATAY,Carlos	SPA		200,6	200,0	200,0	199,4	198,3	199,7	200,6
21	LOPEZ,Alonso	SPA	Beon	200,6	200,0	199,4	199,4	199,4	199,8	200,6
47	HERNANDEZ,Ferrán	SPA	Beon	200,6	196,7	195,7	195,1	194,6	196,5	200,6
77	CASTAÑO,Pedro J.	SPA	MIR Racing	200,6	158,2				179,4	200,6
79	STACEY,Storm	GBR	Beon	200,6	199,4	199,4	198,9	198,3	199,3	200,6
75	MUÑOZ,Sergio	SPA	Honda	200,0	200,0	196,7	196,7	195,7	197,8	200,0
37	FRÖDE,Paul	GER	RMU Moto	199,4	196,2	196,2	195,7	195,1	196,5	199,4
19	RODRIGUEZ,Víctor	SPA	Beon	199,4	198,3	194,6	192,0	191,5	195,2	199,4
43	GARCIA,Steward	COL	Metakit	199,4	199,4	198,9	197,3	197,3	198,5	199,4
17	LUNA,Marc	SPA	MIR Racing	198,3	196,7	196,2	195,7	195,7	196,5	198,3
23	GARCIA,Alejandro	SPA	MIR Racing	198,3	197,3	195,7	193,0	192,0	195,3	198,3
27	PEREZ,Alex	SPA	Beon	197,8	197,8	197,3	197,3	197,3	197,5	197,8
26	PARRA,Miguel	SPA	Beon	197,3	196,7	196,7	196,2	196,2	196,6	197,3
30	TORRES,Lucas	BRA	Beon	197,3	165,5				181,4	197,3
91	ANDUJAR,Aitor	SPA	Moriwaki	196,2	193,5	189,5	189,5	186,5	191,0	196,2
10	IÑIGUEZ,Adam	SPA		196,2	195,1	194,1	192,0	190,5	193,6	196,2
9	GOMEZ,Francisco	SPA	Beon	195,7	194,6	194,6	192,5	192,5	194,0	195,7
34	NAVARRO,Gino	SPA	BMS	194,1	192,5	189,5	189,0	188,0	190,6	194,1
7	HODGE,Josh	GBR	Beon	186,0	184,1	181,8	181,8	181,4	183,0	186,0
89	FRANCO,Angelo	VEN	Beon	182,3	180,9				181,6	182,3
93	POMARES,Luis M.	SPA	Honda							



CRONOCIRCUIT: oscar.gutierrez@circuitvalencia.com



Circuit de la C.Valenciana

12 - 13 September 2015

Circuit de la C.Valenciana

CEV.Circuit

ANALISIS PIT Race 1 PreMoto3

18 GONZALEZ,Manuel			
Team Team MS			
Time IN	Time OUT	GAP	Lap
17:34:18,187	...		10
Num. P. 1		Total in PIT:	
30 TORRES,Lucas			
Team School Estrella Gali			
Time IN	Time OUT	GAP	Lap
17:20:56,922	...		2
Num. P. 1		Total in PIT:	
77 CASTAÑO,Pedro J.			
Team Cuna Campeones			
Time IN	Time OUT	GAP	Lap
17:19:49,882	...		2
Num. P. 1		Total in PIT:	



CRONOCIRCUIT: oscar.gutierrez@circuitvalencia.com