



### CEV.Circuit

12 - 13 September 2015

Laps: 13

Circuit de la C.Valenciana  
Length: 4005 metros

### Results

### Race 2 PreMoto3

Pos.	N.	Rider	Team	Motorcycle	Nat.	Laps	Time	Best Lap	iL	Gap	Interval	Speed	Tyr.	Pt.	Cat.
1	13	VIETTI,Celestino	RMU Racing	RMU Moto	ITA	13	23:05,358	<b>01:44,796</b>	6			135,33	Du	25	CE
2	26	PARRA,Miguel	School Estrella Gali	Beon	SPA	13	23:05,376	01:45,568	12	00:00,018	00:00,018	135,33	Du	20	CE
3	52	ALCOBA,Jeremy	School Estrella Gali	Beon	SPA	13	23:05,377	01:45,314	12	00:00,019	00:00,001	135,33	Du	16	CE
4	21	LOPEZ,Alonso	School Estrella Gali	Beon	SPA	13	23:05,379	01:45,236	3	00:00,021	00:00,002	135,33	Du	13	CE
5	48	DIAZ,Joan	Cuna Campeones	MIR Racing	SPA	13	23:15,393	01:45,866	3	00:10,035	00:10,014	134,36	Du	11	CE
6	19	RODRIGUEZ,Victor	VR Racing	Beon	SPA	13	23:17,199	01:45,566	3	00:11,841	00:01,806	134,17	Du	10	CE
7	77	CASTAÑO,Pedro J.	Cuna Campeones	MIR Racing	SPA	13	23:17,294	01:45,991	3	00:11,936	00:00,095	134,17	Du	9	CE
8	4	SALAC,Filip	Blumag HMA R.	Beon	CZE	13	23:17,365	01:45,970	3	00:12,007	00:00,071	134,17	Du	8	CE
9	79	STACEY,Storm	Fau55 Racing	Beon	GBR	13	23:17,434	01:46,002	9	00:12,076	00:00,069	134,17	Du	7	CE
10	25	VERDOIA,Andy	Cuna Campeones	Mir Racing	FRA	13	23:17,492	01:45,958	7	00:12,134	00:00,058	134,17	Du	6	CE
11	9	GOMEZ,Francisco	Eurotradis VHC	Beon	SPA	13	23:31,371	01:47,320	12	00:26,013	00:13,879	132,84	Du	5	CE
12	17	LUNA,Marc	Cuna Campeones	MIR Racing	SPA	13	23:31,590	01:46,443	3	00:26,232	00:00,219	132,84	Du	4	CE
13	30	TORRES,Lucas	School Estrella Gali	Beon	BRA	13	23:31,694	01:47,369	13	00:26,336	00:00,104	132,84	Du	3	CE
14	99	TATAY,Carlos	Ajevo RT		SPA	13	23:32,161	01:47,277	5	00:26,803	00:00,467	132,74	Du	2	CE MD
15	10	IÑIGUEZ,Adam	RC Sport		SPA	13	23:32,195	01:46,765	7	00:26,837	00:00,034	132,74	Du	1	CE MD
16	33	VALLE,Daniel	Blumag HMA R.	Beon	SPA	13	23:32,482	01:47,378	10	00:27,124	00:00,287	132,74	Du		CE MD
17	43	GARCIA,Steward	Aro Racing	Metrakit	COL	13	23:32,527	01:47,191	12	00:27,169	00:00,045	132,74	Du		CE
18	37	FRÖDE,Paul	DVRacing	RMU Moto	GER	13	23:35,757	01:47,265	10	00:30,399	00:03,230	132,46	Du		CE
19	27	PEREZ,Alex	Blumag HMA R.	Beon	SPA	13	23:35,938	01:46,916	5	00:30,580	00:00,181	132,46	Du		CE MD
20	34	NAVARRO,Gino	GNB Sport OXD	BMS	SPA	13	23:46,506	01:48,021	5	00:41,148	00:10,568	131,44	Du		CE
21	45	ROUGE,Clement	Team C-Racer		FRA	13	23:58,500	01:49,210	10	00:53,142	00:11,994	130,34	Du		CE MD
22	93	POMARES,Luis M.	Alberola RT	Honda	SPA	13	24:01,114	01:49,353	10	00:55,756	00:02,614	130,07	Du		CE MD
23	91	ANDUJAR,Aitor	Tuits J.Ferez	Moriwaki	SPA	12	24:01,008	01:47,532	10	-1 Lap	-1 Lap	120,07	Du		CE MD
<b>Not Classified</b>															
.	76	GIRAL,Julián	Targobank MS	Beon	SPA	13	25:12,324	01:45,251	6	02:06,966	1 Lap	123,96	Du		CE
.	23	GARCIA,Alejandro	Cuna Campeones	MIR Racing	SPA	11	20:09,293	01:45,765	4	-2 Lap	-2 Lap	131,18	Du		CE MD
.	16	GARCIA,José J.	Fau55 Racing	Beon	SPA	8	14:27,332	01:46,520	6	-5 Lap	-3 Lap	133,04	Du		CE MD
.	75	MUÑOZ,Sergio	BST	Honda	SPA	7	12:59,049	01:47,933	4	-6 Lap	-1 Lap	129,56	Du		CE MD
.	5	PEREZ,Francesc	ETG Racing	Beon	SPA	5	08:57,830	01:45,744	3	-8 Lap	-2 Lap	134,25	Du		CE
.	89	FRANCO,Angelo	Zeroproject	Beon	VEN	5	09:22,721	01:49,821	3	-8 Lap	00:24,891	128,27	Du		CE
.	47	HERNANDEZ,Ferrán	ETG Racing	Beon	SPA	4	07:15,044	01:46,016	3	-9 Lap	-1 Lap	132,58	Du		CE
.	7	HODGE,Josh	Case Construction	Beon	GBR	4	07:32,286	01:50,386	4	-9 Lap	00:17,242	127,59	Du		CE
.	18	GONZALEZ,Manuel	Team MS	RMU	SPA	1	01:54,955	START		-12 Lap	-3 Lap	126,47	Du		CE

Best Lap: Rider 13 - VIETTI,Celestino - Time: 01:44,796 at 137,58 Km/h

Circuit de la C.Valenciana

Final Official

Provisional Official

Length: 4005 Hour: 14:00:00

JURY:

C.of the Course:

C.Timekeeper:

Hour:

Hour:

Hour: 14:30:56



CRONOCIRCUIT: oscar.gutierrez@circuitvalencia.com



CEV.Circuit

12 - 13 September 2015

Laps: 13

Circuit de la C.Valenciana  
Length: 4005 metros

Results MOTODES

Race 2 PreMoto3

Pos.	N.	Rider	Team	Motorcycle	Nat.	Laps	Time	Best Lap	iL	Gap	Interval	Speed	Tyr.	Pt.	Cat.
1	99	TATAY,Carlos	Aievo RT		SPA	13	23:32.161	01:47.277	5			132.73	Du	25	CE MD
2	10	IÑIGUEZ,Adam	RC Sport		SPA	13	23:32.195	01:46.765	7	00:00.034	00:00.034	132.73	Du	20	CE MD
3	33	VALLE,Daniel	Blumaq HMA R.	Beon	SPA	13	23:32.482	01:47.378	10	00:00.321	00:00.287	132.7	Du	16	CE MD
4	27	PEREZ,Alex	Blumaq HMA R.	Beon	SPA	13	23:35.938	01:46.916	5	00:03.777	00:03.456	132.37	Du	13	CE MD
5	45	ROUGE,Clement	Team C-Racer		FRA	13	23:58.500	01:49.210	10	00:26.339	00:22.562	130.3	Du	11	CE MD
6	93	POMARES,Luis M.	Alberola RT	Honda	SPA	13	24:01.114	01:49.353	10	00:28.953	00:02.614	130.06	Du	10	CE MD
7	91	ANDUJAR,Aitor	Tuits J.Ferez	Moriwaki	SPA	12	24:01.008	01:47.532	10	-1 Lap	-1 Lap	120.07	Du	9	CE MD
<b>Not Classified</b>															
8	23	GARCIA,Alejandro	Cuna Campeones	MIR Racina	SPA	11	20:09.293	<b>01:45.765</b>	4	-2 Lap	-1 Lap	131.15	Du		CE MD
9	16	GARCIA,José J.	Fau55 Racina	Beon	SPA	8	14:27.332	01:46.520	6	-5 Lap	-3 Lap	132.99	Du		CE MD
10	75	MUÑOZ,Sergio	BST	Honda	SPA	7	12:59.049	01:47.933	4	-6 Lap	-1 Lap	129.55	Du		CE MD

Best Lap: Rider 23 - GARCIA,Alejandro - Time: 01:45,765 at 136,32 Km/h

Circuit de la C.Valenciana

Final Official

Provisional Official

Length: 4005 Hour: 14:00:00

JURY:

C.of the Course:

C.Timekeeper:

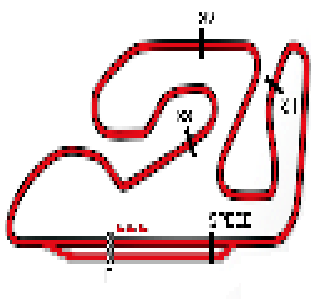
Hour:

Hour:

Hour: 14:32:34



CRONOCIRCUIT: oscar.gutierrez@circuitvalencia.com



Circuit de la C.Valenciana

12 - 13 September 2015

Circuit de la C.Valenciana

Race 2 PreMoto3

**LISTADO DEL PLANNING**

	V1	V2	V3	V4	V5	V6	V7	V8	V9	V10	V11	V12	V13
13 - VIETTI,Celestino	26	26	21	21	21	26	26	13	13	52	13	13	13
26 - PARRA,Miguel	52	5	26	52	52	21	21	52	52	13	76	76	26
52 - ALCOBA,Jeremy	5	21	5	26	26	52	13	21	21	21	21	21	52
21 - LOPEZ,Alonso	21	52	52	5	5	76	52	26	26	76	52	52	21
48 - DIAZ,Joan	47	76	76	76	76	13	76	76	76	26	26	26	48
19 - RODRIGUEZ,Victor	16	47	19	13	13	19	19	19	19	48	48	48	19
77 - CASTAÑO,Pedro J.	17	19	13	19	19	48	48	48	48	77	19	19	77
4 - SALAC,Flip	18	16	47	47	48	77	77	77	77	79	77	77	4
79 - STACEY,Storm	76	13	23	23	77	79	79	79	79	19	4	4	79
25 - VERDOIA,Andy	19	17	17	48	4	4	4	4	4	4	79	79	25
9 - GOMEZ,Francisco	48	23	16	77	79	16	16	25	25	25	25	25	9
17 - LUNA,Marc	23	77	77	16	16	17	17	17	17	17	17	17	17
30 - TORRES,Lucas	75	48	48	4	17	25	25	16	99	99	10	9	30
99 - TATAY,Carlos	13	4	4	17	25	9	9	9	9	9	33	10	99
10 - IÑIGUEZ,Adam	77	79	79	79	9	43	33	99	33	10	9	43	10
33 - VALLE,Daniel	25	9	9	25	43	33	43	10	10	33	99	99	33
43 - GARCIA,Steward	27	43	43	9	33	27	10	33	43	43	43	33	43
37 - FRÔDE,Paul	4	75	25	43	99	99	99	43	27	27	30	30	37
27 - PEREZ,Alex	79	33	33	33	27	10	27	27	30	30	27	27	27
34 - NAVARRO,Gino	9	27	27	99	10	30	30	30	37	37	37	37	34
45 - ROUGE,Clement	33	25	99	27	30	91	91	37	91	91	34	34	45
93 - POMARES,Luis M.	43	99	10	10	75	75	37	91	34	34	23	45	91
91 - ANDUJAR,Aitor	99	10	75	75	91	37	34	34	23	23	45	91	93
- Not Classified	30	30	30	30	37	34	23	23	45	45	93	93	76P
76 - GIRAL,Julian	91	91	91	91	34	23	75P	45	93	93			
23 - GARCIA,Alejandro	10	93	34	37	93	45	45	93					
16 - GARCIA,José J.	89	34	37	34	45	93	93						
75 - MUÑOZ,Sergio	93	89	89	93	89								
5 - PEREZ,Francesc	7	7	93	89	23								
89 - FRANCO,Angelo	34	45	45	45									
47 - HERNANDEZ,Ferrán	45	37	7	7									
7 - HODGE,Josh	37												
18 - GONZALEZ,Manuel													

Presidente del Jurado

Director de Carrera

Cronometrador



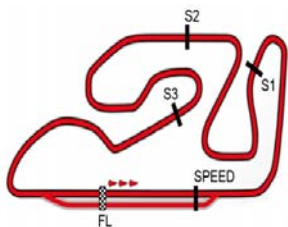
CRONOCIRCUIT: oscar.gutierrez@circuitvalencia.com











Circuit de la C. Valenciana

12 - 13 September 2015

Circuit de la C. Valenciana

**CEV.Circuit**

**VUELTA A VUELTA SECTORES Race 2 PreMoto3**

2	01:48,041	00:24,808	00:28,489	00:24,469	00:30,275	<b>205,71</b>	14:03:59	8	01:49,770	00:25,370	00:28,357	00:24,861	00:31,182	187,01	14:15:07
3	<b>01:45,991</b>	00:24,584	00:27,536	<b>00:23,860</b>	<b>00:30,011</b>	201,68	14:05:45	9	01:49,498	00:25,291	00:28,300	00:24,762	00:31,145	186,05	14:16:57
4	01:46,298	00:24,509	00:27,600	00:24,126	00:30,063	198,35	14:07:31	10	<b>01:49,353</b>	00:25,161	<b>00:28,241</b>	00:24,793	00:31,158	188,48	14:18:46
5	01:46,473	00:24,519	00:27,646	00:24,010	00:30,298	202,25	14:09:18	11	01:50,384	00:25,480	00:28,339	00:24,937	00:31,628	190,48	14:20:36
6	01:46,437	00:24,661	00:27,618	00:24,093	00:30,065	198,90	14:11:04	12	01:50,368	00:25,699	00:28,583	00:25,000	00:31,086	181,82	14:22:27
7	01:46,853	00:24,706	00:27,729	00:24,185	00:30,233	201,68	14:12:51	13	01:49,399	00:25,472	00:28,442	<b>00:24,671</b>	<b>00:30,814</b>	189,97	14:24:16
8	01:46,893	00:24,577	00:27,668	00:24,190	00:30,458	198,35	14:14:38	<b>99 - TATAY,Carlos</b> P.Vmax: 22 T. Ideal: 01:46,566							
9	01:46,798	00:24,676	00:27,502	00:24,326	00:30,294	197,26	14:16:25	<b>V. Tiempo</b>	<b>Sector 1</b>	<b>Sector 2</b>	<b>Sector 3</b>	<b>Sector 4</b>	<b>V.Max</b>	<b>Hora</b>	
10	01:46,273	00:24,760	<b>00:27,395</b>	00:24,105	00:30,013	200,00	14:18:11	1	FIRST LAP	00:33,499	00:29,045	00:24,871	00:30,272	168,62	14:02:13
11	01:47,079	<b>00:24,499</b>	00:27,839	00:24,337	00:30,404	203,97	14:19:58	2	01:49,191	00:25,010	00:28,461	00:25,160	00:30,560	<b>201,68</b>	14:04:02
12	01:47,375	00:24,523	00:28,101	00:24,248	00:30,503	205,13	14:21:46	3	01:47,759	00:25,160	00:28,227	00:24,270	00:30,102	200,00	14:05:50
13	01:46,793	00:24,556	00:27,793	00:24,256	00:30,188	203,97	14:23:32	4	01:47,649	00:24,866	00:28,204	00:24,407	00:30,172	200,56	14:07:37

**79 - STACEY,Storm** P.Vmax: 1 T. Ideal: 01:45,396

V. Tiempo	Sector 1	Sector 2	Sector 3	Sector 4	V.Max	Hora	
1	FIRST LAP	00:33,204	00:28,868	00:24,814	00:29,863	171,43	14:02:12
2	01:48,988	00:24,590	00:28,583	00:24,953	00:30,862	<b>210,53</b>	14:04:01
3	01:46,438	00:24,273	00:27,730	00:24,105	00:30,330	203,97	14:05:47
4	01:46,078	00:24,379	00:27,784	<b>00:24,008</b>	00:29,907	202,82	14:07:33
5	01:46,832	<b>00:24,254</b>	00:27,777	00:24,401	00:30,400	208,09	14:09:20
6	01:46,038	00:24,337	00:27,683	00:24,102	00:29,916	205,13	14:11:06
7	01:46,578	00:24,415	00:27,839	00:24,080	00:30,244	201,68	14:12:53
8	01:46,420	00:24,612	00:27,745	00:24,147	00:29,916	201,68	14:14:39
9	<b>01:46,002</b>	00:24,280	00:27,732	00:24,110	00:29,880	200,56	14:16:25
10	01:46,017	00:24,606	<b>00:27,521</b>	00:24,277	<b>00:29,613</b>	203,97	14:18:11
11	01:47,123	00:24,769	00:27,907	00:24,271	00:30,176	206,90	14:19:58
12	01:47,322	00:24,715	00:28,058	00:24,464	00:30,085	205,13	14:21:46
13	01:46,849	00:25,099	00:27,756	00:24,150	00:29,844	201,12	14:23:32

**89 - FRANCO,Angelo** P.Vmax: 28 T. Ideal: 01:49,192

V. Tiempo	Sector 1	Sector 2	Sector 3	Sector 4	V.Max	Hora	
1	FIRST LAP	00:34,574	00:29,428	00:24,941	00:31,026	167,83	14:02:15
2	01:50,777	00:26,021	00:28,762	00:25,197	<b>00:30,797</b>	195,65	14:04:06
3	<b>01:49,821</b>	00:25,563	<b>00:28,364</b>	<b>00:24,905</b>	00:30,989	196,72	14:05:56
4	01:51,216	<b>00:25,126</b>	00:29,300	00:25,288	00:31,502	<b>197,26</b>	14:07:47
5	01:50,938	00:25,550	00:28,767	00:25,644	00:30,977	194,59	14:09:38

**91 - ANDUJAR,Aitor** P.Vmax: 25 T. Ideal: 01:47,187

V. Tiempo	Sector 1	Sector 2	Sector 3	Sector 4	V.Max	Hora	
1	FIRST LAP	00:33,812	00:29,142	00:24,690	00:30,688	167,05	14:02:13
2	01:49,339	00:24,826	00:28,222	00:24,775	00:31,516	200,00	14:04:03
3	01:47,910	00:24,888	00:28,438	<b>00:24,312</b>	<b>00:30,272</b>	200,00	14:05:51
4	01:48,178	00:25,164	00:28,129	00:24,488	00:30,397	<b>200,56</b>	14:07:39
5	01:48,444	00:24,792	00:28,162	00:24,566	00:30,924	199,45	14:09:27
6	01:49,276	00:25,198	00:28,252	00:24,735	00:31,091	192,51	14:11:17
7	01:48,668	00:24,879	00:28,310	00:24,696	00:30,783	195,12	14:13:05
8	01:48,729	00:24,961	00:28,135	00:24,606	00:31,027	191,49	14:14:54
9	01:47,769	<b>00:24,684</b>	00:28,024	00:24,477	00:30,584	196,19	14:16:42
10	<b>01:47,532</b>	00:24,715	<b>00:27,919</b>	00:24,455	00:30,443	195,12	14:18:29
11	03:54,952	02:25,190	00:32,665	00:25,608	00:31,489	198,90	14:22:24
12	01:51,879	00:25,718	00:29,416	00:25,172	00:31,573	195,12	14:24:16

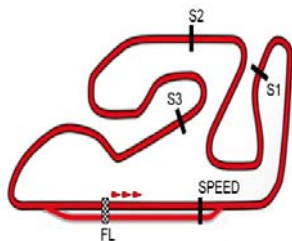
**93 - POMARES,Luis M.** P.Vmax: 30 T. Ideal: 01:48,884

V. Tiempo	Sector 1	Sector 2	Sector 3	Sector 4	V.Max	Hora	
1	FIRST LAP	00:33,922	00:29,941	00:25,375	00:31,010	165,90	14:02:15
2	01:50,147	00:25,392	00:28,415	00:25,167	00:31,173	<b>196,19</b>	14:04:05
3	01:50,667	00:25,738	00:28,412	00:25,551	00:30,966	189,47	14:05:56
4	01:50,380	00:25,261	00:28,649	00:25,132	00:31,338	193,55	14:07:46
5	01:50,933	00:25,435	00:28,921	00:25,063	00:31,514	189,47	14:09:37
6	01:50,416	00:25,488	00:28,342	00:25,086	00:31,500	187,01	14:11:28
7	01:49,551	<b>00:25,158</b>	00:28,339	00:24,826	00:31,228	191,49	14:13:17



CRONOCIRCUIT: oscar.gutierrez@circuitvalencia.com





Circuit de la C. Valenciana

CEV.Circuit

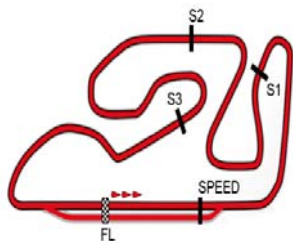
Análisis por vuelta Race 2 PreMoto3

Lap: 1			Lap: 2			Lap: 3			Lap: 4			Lap: 5			Lap: 6			Lap: 7			Lap: 8					
Num	Tiempo	GAP	Num	Tiempo	GAP	Num	Tiempo	GAP	Num	Tiempo	GAP	Num	Tiempo	GAP	Num	Tiempo	GAP	Num	Tiempo	GAP	Num	Tiempo	GAP			
26	FIRST LAP		26	01:46,092		21	01:45,236		21	01:46,038		21	01:46,893		21	01:46,147		21	01:46,251	0,120	21	01:46,251	0,120	21	01:46,385	
52	FIRST LAP	0,102	5	01:45,930	0,062	26	01:45,685	0,051	52	01:45,848	0,234	52	01:46,798	0,202	21	01:46,251	0,120	52	01:46,450	0,115	52	01:46,450	0,115	52	01:46,450	0,115
5	FIRST LAP	0,224	21	01:45,510	0,398	5	01:45,744	0,172	5	01:45,580	0,424	5	01:46,745	0,260	26	01:46,251	0,120	21	01:46,787	0,292	21	01:46,787	0,292	21	01:46,787	0,292
21	FIRST LAP	0,980	52	01:46,468	0,478	52	01:45,580	0,424	26	01:46,284	0,297	76	01:45,374	1,370	52	01:46,253	0,280	26	01:46,993	0,378	26	01:46,993	0,378	26	01:46,993	0,378
47	FIRST LAP	1,873	76	01:47,578	3,577	76	01:45,632	3,575	4	01:45,970	6,320	48	01:45,374	1,370	13	01:46,253	0,280	76	01:46,516	0,483	76	01:46,516	0,483	76	01:46,516	0,483
16	FIRST LAP	1,937	47	01:48,119	3,900	19	01:45,566	3,884	79	01:46,438	7,536	13	01:45,274	1,894	76	01:46,090	0,582	48	01:48,258	15,721	48	01:48,258	15,721	48	01:48,258	15,721
17	FIRST LAP	2,042	19	01:48,877	3,952	19	01:45,566	3,884	9	01:47,390	8,911	19	01:47,031	4,171	19	01:46,841	5,479	77	01:47,778	15,255	77	01:47,778	15,255	77	01:47,778	15,255
18	FIRST LAP	2,042	16	01:48,273	4,118	13	01:45,494	4,075	9	01:47,390	8,911	48	01:45,944	4,671	19	01:46,841	5,479	27	01:48,258	15,721	27	01:48,258	15,721	27	01:48,258	15,721
76	FIRST LAP	2,091	13	01:47,483	4,215	47	01:46,016	4,282	43	01:47,245	9,022	77	01:46,473	5,223	48	01:46,825	5,641	30	01:47,378	16,337	30	01:47,378	16,337	30	01:47,378	16,337
19	FIRST LAP	2,167	17	01:48,574	4,524	23	01:45,876	4,827	25	01:46,946	9,053	4	01:47,017	7,373	77	01:46,853	6,384	77	01:48,668	20,448	77	01:48,668	20,448			
48	FIRST LAP	2,408	43	01:48,062	4,585	17	01:46,443	5,333	33	01:47,525	9,493	79	01:46,832	7,515	79	01:46,578	8,002	37	01:47,436	21,114	37	01:47,436	21,114			
23	FIRST LAP	2,615	77	01:48,041	5,026	16	01:46,873	5,357	27	01:47,880	9,931	16	01:47,364	7,555	4	01:46,546	8,078	4	01:46,546	8,078	4	01:46,546	8,078			
75	FIRST LAP	2,788	48	01:48,926	5,242	48	01:45,866	5,474	99	01:47,759	9,998	17	01:47,095	7,669	16	01:46,677	8,623	16	01:46,677	8,623	16	01:46,677	8,623			
13	FIRST LAP	2,824	4	01:48,343	5,984	4	01:45,970	6,320	10	01:47,897	10,605	17	01:47,095	7,669	17	01:46,677	8,623	17	01:46,677	8,623	17	01:46,677	8,623			
77	FIRST LAP	3,077	79	01:48,988	6,732	4	01:45,970	6,320	75	01:48,736	10,654	25	01:46,773	9,502	17	01:46,677	8,623	17	01:46,677	8,623	17	01:46,677	8,623			
25	FIRST LAP	3,496	9	01:49,172	7,155	79	01:46,438	7,536	75	01:48,736	10,654	9	01:47,552	11,008	25	01:46,808	9,026	25	01:46,808	9,026	25	01:46,808	9,026			
27	FIRST LAP	3,497	43	01:48,790	7,411	16	01:46,873	5,357	10	01:47,897	10,605	9	01:47,552	11,008	9	01:48,083	14,830	9	01:48,083	14,830	9	01:48,083	14,830			
4	FIRST LAP	3,733	75	01:50,856	7,552	77	01:45,991	5,383	43	01:47,910	10,942	4	01:47,017	7,373	33	01:47,901	15,094	33	01:47,901	15,094	33	01:47,901	15,094			
79	FIRST LAP	3,836	33	01:49,399	7,602	48	01:45,866	5,474	34	01:48,749	14,541	48	01:46,473	5,223	43	01:48,228	15,168	43	01:48,228	15,168	43	01:48,228	15,168			
9	FIRST LAP	4,075	27	01:50,280	7,685	79	01:46,438	7,536	37	01:48,634	15,660	79	01:46,832	7,515	10	01:46,765	15,238	10	01:46,765	15,238	10	01:46,765	15,238			
33	FIRST LAP	4,295	25	01:50,337	7,741	9	01:47,390	8,911	89	01:49,821	15,928	16	01:47,364	7,555	99	01:47,778	15,255	99	01:47,778	15,255	99	01:47,778	15,255			
43	FIRST LAP	4,713	99	01:49,191	7,873	33	01:47,525	9,493	93	01:50,667	16,423	17	01:47,095	7,669	27	01:47,778	15,255	27	01:47,778	15,255	27	01:47,778	15,255			
99	FIRST LAP	4,774				27	01:47,880	9,931	45	01:50,179	17,138	4	01:47,017	7,373	48	01:48,258	15,721	48	01:48,258	15,721	48	01:48,258	15,721			
30	FIRST LAP	4,954				99	01:47,759	9,998	7	01:50,584	17,261	91	01:48,444	14,633	76	01:48,668	20,448	76	01:48,668	20,448	76	01:48,668	20,448			
91	FIRST LAP	5,419				10	01:47,897	10,605				37	01:47,453	17,815	91	01:48,668	20,448	91	01:48,668	20,448	91	01:48,668	20,448			
10	FIRST LAP	6,083				75	01:48,736	10,654				34	01:48,021	18,524	37	01:47,436	21,114	37	01:47,436	21,114	37	01:47,436	21,114			
89	FIRST LAP	7,056				30	01:47,946	10,688				93	01:50,933	24,805	34	01:48,433	22,922	34	01:48,433	22,922	34	01:48,433	22,922			
93	FIRST LAP	7,335				91	01:47,910	10,942				45	01:50,703	25,007	23	01:47,304	28,698	23	01:47,304	28,698	23	01:47,304	28,698			
7	FIRST LAP	7,906				34	01:48,749	14,541				89	01:50,938	25,151	75	01:49,229	31,346	75	01:49,229	31,346	75	01:49,229	31,346			
34	FIRST LAP	7,934				37	01:48,634	15,660				23	02:07,526	25,187	45	01:49,551	32,643	45	01:49,551	32,643	45	01:49,551	32,643			
45	FIRST LAP	8,746				7	01:50,584	17,261																		
37	FIRST LAP	9,848																								



CRONOCIRCUIT: oscar.gutierrez@circuitvalencia.com





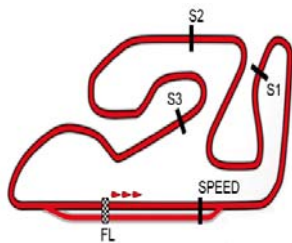
Circuit de la C.Valenciana

**CEV.Circuit**

**Análisis por vuelta Race 2 PreMoto3**

Num	Tiempo	GAP	Num	Tiempo	GAP	Num	Tiempo	GAP
79	01:46,420	7,807	17	01:49,286	17,585	33	01:47,927	24,956
4	01:46,500	7,963	99	01:47,443	20,214	30	01:47,467	25,116
25	01:46,780	9,678	9	01:47,326	20,284	27	01:50,625	28,286
17	01:48,312	10,723	10	01:47,188	20,641	37	01:47,333	29,036
16	01:49,010	11,018	33	<i>01:47,378</i>	20,704	34	01:49,587	37,795
9	01:48,046	16,261	43	01:47,353	20,871	45	01:49,777	48,818
99	01:47,909	16,549	27	01:47,658	21,235	91	03:54,952	49,920
10	01:48,026	16,649	30	01:47,698	21,550	93	01:50,368	52,506
33	01:48,467	16,946	37	<i>01:47,265</i>	25,743	Lap: 13		
43	01:48,521	17,074	91	<i>01:47,532</i>	26,392			
27	01:48,031	17,137	34	01:48,692	30,552	Num	Tiempo	GAP
30	01:47,763	17,485	23	01:49,954	34,588	13	01:46,149	
37	01:47,687	22,186	45	<i>01:49,210</i>	41,109	26	01:45,703	0,018
91	01:48,729	22,562	93	<i>01:49,353</i>	43,178	52	01:46,005	0,019
34	01:48,772	25,079	Lap: 11			21	01:46,069	0,021
23	01:47,112	29,195				Num	Tiempo	GAP
45	01:49,427	34,158	13	01:45,936		48	01:46,846	10,035
93	01:49,770	35,798	76	01:45,619	0,080	19	01:46,817	11,841
Lap: 9			21	01:45,980	0,294	77	01:46,793	11,936
			Num	Tiempo	GAP	4	01:46,800	12,007
13	01:45,739		52	01:46,273	0,333	79	01:46,849	12,076
52	01:45,661	0,037	26	01:45,569	0,380	25	01:46,651	12,134
21	01:45,676	0,229	48	01:46,440	8,552	9	01:47,631	26,013
26	01:45,765	0,404	19	01:46,642	9,296	17	01:48,107	26,232
76	01:45,893	0,637	77	01:47,079	9,401	30	<i>01:47,369</i>	26,336
19	01:46,784	7,441	4	01:46,649	9,497	99	01:48,272	26,803
48	01:46,828	7,500	79	01:47,123	9,538	10	01:48,436	26,837
77	01:46,798	7,721	25	01:46,470	11,028	33	01:48,317	27,124
79	<i>01:46,002</i>	8,070	17	01:49,169	20,814	43	01:48,709	27,169
4	01:46,146	8,370	10	01:47,643	22,344	37	01:47,512	30,399
25	01:46,159	10,098	33	01:47,749	22,513	27	01:48,443	30,580
17	01:49,047	14,031	9	01:48,351	22,695	34	01:49,502	41,148
99	01:47,693	18,503	99	01:48,454	22,728	45	01:50,473	53,142
9	01:48,168	18,690	43	01:47,971	22,902	91	01:51,879	55,650
33	01:47,851	19,058	30	01:47,523	23,133	93	01:49,399	55,756
10	01:48,275	19,185	27	01:47,850	23,145	76	PIT	02:06,9
43	01:47,915	19,250	37	01:47,384	27,187	Lap: 12		
27	01:47,911	19,309	34	01:49,080	33,692			
30	01:47,838	19,584	23	01:46,920	35,568	Num	Tiempo	GAP
37	01:47,763	24,210	45	01:49,356	44,525	13	01:45,484	
91	01:47,769	24,592	93	01:50,384	47,622	76	01:45,429	0,025
34	01:48,252	27,592	Lap: 10			21	01:45,291	0,101
23	01:46,910	30,366				Num	Tiempo	GAP
45	01:49,212	37,631	52	<i>01:45,314</i>	0,163	52	01:45,695	
93	01:49,498	39,557	26	<i>01:45,568</i>	0,464	13	01:45,736	0,004
Lap: 10			48	01:46,270	9,338	21	01:45,757	0,254
			Num	Tiempo	GAP	19	01:47,361	11,173
52	01:45,695		77	01:47,375	11,292	76	01:45,496	0,401
13	01:45,736	0,004	4	01:47,343	11,356	26	01:46,079	0,751
21	01:45,757	0,254	79	01:47,322	11,376	48	01:46,284	8,052
76	01:45,496	0,401	25	01:46,088	11,632	77	01:46,273	8,262
26	01:46,079	0,751	17	01:48,944	24,274	79	01:46,017	8,355
48	01:46,284	8,052	9	<i>01:47,320</i>	24,531	19	01:46,885	8,594
77	01:46,273	8,262	10	01:47,690	24,550	4	01:46,150	8,788
79	01:46,017	8,355	43	<i>01:47,191</i>	24,609	25	01:46,132	10,498
19	01:46,885	8,594	99	01:47,436	24,680			
4	01:46,150	8,788						
25	01:46,132	10,498						





Circuit de la C. Valenciana

12 - 13 September 2015

Circuit de la C. Valenciana

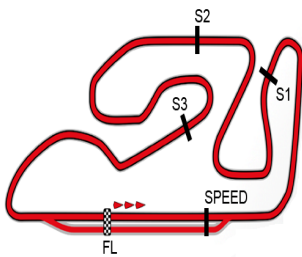
**CEV.Circuit**

**Velocidades máximas Race 2 PreMoto3**

Piloto	Nacionalidad/Res.	Marca	Mejores 5 velocidades máx.					Media	Máx.
79 STACEY,Storm	GBR	Beon	210,5	208,1	206,9	205,1	205,1	207,2	210,5
26 PARRA,Miguel	SPA	Beon	209,9	208,1	207,5	206,9	205,7	207,6	209,9
52 ALCOBA,Jeremy	SPA	Beon	208,1	208,1	207,5	206,9	206,3	207,4	208,1
4 SALAC,Filip	CZE	Beon	208,1	207,5	207,5	206,3	205,7	207,0	208,1
25 VERDOIA,Andy	FRA	Mir Racing	207,5	207,5	206,3	205,7	205,1	206,4	207,5
30 TORRES,Lucas	BRA	Beon	207,5	206,9	204,5	204,0	204,0	205,4	207,5
21 LOPEZ,Alonso	SPA	Beon	206,9	206,3	205,1	204,5	202,8	205,1	206,9
48 DIAZ,Joan	SPA	MIR Racing	206,9	206,3	205,7	205,1	204,0	205,6	206,9
76 GIRAL,Julián	SPA	Beon	206,9	205,1	205,1	205,1	204,0	205,2	206,9
13 VIETTI,Celestino	ITA	RMU Moto	206,9	206,3	205,7	205,1	202,2	205,3	206,9
77 CASTAÑO,Pedro J.	SPA	MIR Racing	205,7	205,1	204,0	204,0	202,2	204,2	205,7
43 GARCIA,Steward	COL	Metrakit	205,7	205,7	205,1	205,1	205,1	205,4	205,7
5 PEREZ,Francesc	SPA	Beon	205,7	204,5	201,1	200,0	157,9	193,9	205,7
45 ROUGE,Clement	FRA		204,0	203,4	201,7	200,6	200,0	201,9	204,0
37 FRÖDE,Paul	GER	RMU Moto	204,0	201,1	199,4	199,4	199,4	200,7	204,0
16 GARCIA,José J.	SPA	Beon	203,4	202,8	202,8	202,2	202,2	202,7	203,4
23 GARCIA,Alejandro	SPA	MIR Racing	203,4	202,8	200,6	197,8	196,7	200,3	203,4
9 GOMEZ,Francisco	SPA	Beon	202,8	201,1	200,6	197,8	197,8	200,0	202,8
17 LUNA,Marc	SPA	MIR Racing	202,8	202,2	201,1	198,9	198,3	200,7	202,8
33 VALLE,Daniel	SPA	Beon	202,2	201,7	201,1	200,6	200,6	201,2	202,2
47 HERNANDEZ,Ferrán	SPA	Beon	202,2	198,9	198,3	164,8		191,1	202,2
99 TATAY,Carlos	SPA		201,7	201,7	201,7	200,6	200,6	201,2	201,7
19 RODRIGUEZ,Víctor	SPA	Beon	201,1	201,1	201,1	200,6	200,6	200,9	201,1
75 MUÑOZ,Sergio	SPA	Honda	201,1	199,4	198,3	195,7	194,6	197,8	201,1
91 ANDUJAR,Aitor	SPA	Moriwaki	200,6	200,0	200,0	199,4	198,9	199,8	200,6
27 PEREZ,Alex	SPA	Beon	199,4	199,4	199,4	199,4	198,9	199,3	199,4
10 IÑIGUEZ,Adam	SPA		198,9	197,8	197,8	197,3	197,3	197,8	198,9
89 FRANCO,Angelo	VEN	Beon	197,3	196,7	195,7	194,6	167,8	190,4	197,3
7 HODGE,Josh	GBR	Beon	196,7	196,2	195,1	166,7		188,7	196,7
93 POMARES,Luis M.	SPA	Honda	196,2	193,5	191,5	190,5	190,0	192,3	196,2
34 NAVARRO,Gino	SPA	BMS	194,1	194,1	192,0	191,5	191,5	192,6	194,1
18 GONZALEZ,Manuel	SPA	RMU	160,0					160,0	160,0



CRONOCIRCUIT: oscar.gutierrez@circuitvalencia.com



Circuit de la C.Valenciana

12 - 13 September 2015

Circuit de la C.Valenciana

**CEV.Circuit**

**ANALISIS PIT Race 2 PreMoto3**

75 MUÑOZ,Sergio  
Team BST

Time IN	Time OUT	GAP	Lap
14:13:14,573	...		7

Num. P. 1 Total in PIT:

76 GIRAL,Julián  
Team Targobank MS

Time IN	Time OUT	GAP	Lap
14:25:27,848	...		13

Num. P. 1 Total in PIT:



CRONOCIRCUIT: oscar.gutierrez@circuitvalencia.com