

MotoDes



CEV.Circuit

12 - 13 September 2015

Circuit de la C.Valenciana
Length: 4005 metros

Combined REVISED

PreMoto3

Table with columns: Pos., N., Rider, Team, Motorcycle, Nat., Time, Gap, Qualif. 1, iL, nL, Qualif. 2, iL, nL, TL, Tyr., Cat. It lists 32 riders and their performance metrics.

77 Excluido de QP2

Form with checkboxes for 'Final Official' and 'Provisional Official', and text boxes for 'JURY:', 'C.of the Course:', and 'C.Timekeeper:'.





MotoDes



CEV.Circuit

12 - 13 September 2015

Circuit de la C.Valenciana

Length: 4005 metros

Results

Qualifying Practice 2 PreMoto3

Pos.	N.	Rider	Team	Motorcycle	Nat.	Best Lap	iL	Laps	Gap	Interval	Speed	Tyr.	Cat.
1	26	PARRA,Miguel	School Estrella Gali	Beon	SPA	01:45,290	10	12			136,94	Du	CE
2	5	PEREZ,Francesc	ETG Racing	Beon	SPA	01:45,586	13	14	00:00,296	00:00,296	136,55	Du	CE
3	52	ALCOBA,Jeremy	School Estrella Gali	Beon	SPA	01:45,839	10	12	00:00,549	00:00,253	136,23	Du	CE
4	21	LOPEZ,Alonso	School Estrella Gali	Beon	SPA	01:45,905	11	12	00:00,615	00:00,066	136,14	Du	CE
5	76	GIRAL,Julián	Targobank MS	Beon	SPA	01:45,914	4	13	00:00,624	00:00,009	136,13	Du	CE
6	75	MUÑOZ,Sergio	BST	Honda	SPA	01:46,083	4	14	00:00,793	00:00,169	135,91	Du	CE
7	16	GARCIA,José J.	Fau55 Racing	Beon	SPA	01:46,115	12	14	00:00,825	00:00,032	135,87	Du	CE
8	48	DIAZ,Joan	Cuna Campeones	MIR Racing	SPA	01:46,159	11	14	00:00,869	00:00,044	135,82	Du	CE
9	18	GONZALEZ,Manuel	Team MS	RMU	SPA	01:46,172	11	12	00:00,882	00:00,013	135,8	Du	CE
10	13	VIETTI,Celestino	RMU Racing	RMU Moto	ITA	01:46,288	10	12	00:00,998	00:00,116	135,65	Du	CE
11	23	GARCIA,Alejandro	Cuna Campeones	MIR Racing	SPA	01:46,296	12	14	00:01,006	00:00,008	135,64	Du	CE
12	27	PEREZ,Alex	Blumag HMA R.	Beon	SPA	01:46,525	10	12	00:01,235	00:00,229	135,35	Du	CE
13	77	CASTAÑO,Pedro J.	Cuna Campeones	MIR Racing	SPA	01:46,546	5	8	00:01,256	00:00,021	135,32	Du	CE
14	47	HERNANDEZ,Ferrán	ETG Racing	Beon	SPA	01:46,584	10	12	00:01,294	00:00,038	135,27	Du	CE
15	33	VALLE,Daniel	Blumag HMA R.	Beon	SPA	01:46,590	11	12	00:01,300	00:00,006	135,27	Du	CE
16	4	SALAC,Filip	Blumag HMA R.	Beon	CZE	01:47,058	7	10	00:01,768	00:00,468	134,67	Du	CE
17	19	RODRIGUEZ,Víctor	VR Racing	Beon	SPA	01:47,097	5	5	00:01,807	00:00,039	134,63	Du	CE
18	25	VERDOIA,Andy	Cuna Campeones	Mir Racing	FRA	01:47,111	3	11	00:01,821	00:00,014	134,61	Du	CE
19	17	LUNA,Marc	Cuna Campeones	MIR Racing	SPA	01:47,212	2	4	00:01,922	00:00,101	134,48	Du	CE
20	37	FRÖDE,Paul	DVRacing	RMU Moto	GER	01:47,290	12	12	00:02,000	00:00,078	134,38	Du	CE
21	93	POMARES,Luis M.	Alberola RT	Honda	SPA	01:47,407	11	11	00:02,117	00:00,117	134,24	Du	CE
22	9	GOMEZ,Francisco	Eurotradis VHC	Beon	SPA	01:47,504	11	13	00:02,214	00:00,097	134,12	Du	CE
23	99	TATAY,Carlos	Ajevo RT		SPA	01:47,669	12	13	00:02,379	00:00,165	133,91	Du	CE
24	30	TORRES,Lucas	School Estrella Gali	Beon	BRA	01:47,831	6	12	00:02,541	00:00,162	133,71	Du	CE
25	43	GARCIA,Steward	Aro Racing	Metrakit	COL	01:48,000	2	3	00:02,710	00:00,169	133,5	Du	CE
26	91	ANDUJAR,Aitor	Tuits J.Ferez	Moriwaki	SPA	01:48,096	4	11	00:02,806	00:00,096	133,38	Du	CE
27	10	IÑIGUEZ,Adam	RC Sport		SPA	01:48,365	5	5	00:03,075	00:00,269	133,05	Du	CE
28	34	NAVARRO,Gino	GNB Sport OXD	BMS	SPA	01:48,676	9	11	00:03,386	00:00,311	132,67	Du	CE
29	45	ROUGE,Clement	Team C-Racer		FRA	01:48,982	4	11	00:03,692	00:00,306	132,3	Du	CE
30	89	FRANCO,Angelo	Zeroproject	Beon	VEN	01:49,339	3	3	00:04,049	00:00,357	131,87	Du	CE
31	7	HODGE,Josh	Case Construction	Beon	GBR	01:51,806	11	12	00:06,516	00:02,467	128,96	Du	CE
Not Classified %:													
.	79	STACEY,Storm	Fau55 Racing	Beon	GBR	START	1	1				Du	CE

Circuit de la C.Valenciana

Final Official

Provisional Official

Length: 4005 m. Hour: 12:59

JURY:

C.of the Course:

C.Timekeeper:

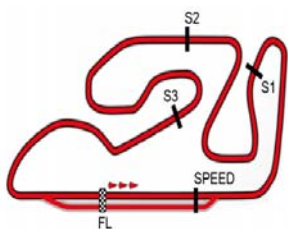
Hour:

Hour:

Hour: 13:28:13



CRONOCIRCUIT: oscar.gutierrez@circuitvalencia.com



Circuit de la C. Valenciana

12 - 13 September 2015

Circuit de la C. Valenciana

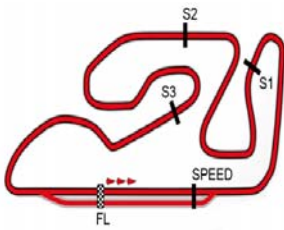
CEV.Circuit

VUELTA A VUELTA SECTORES Qualifying Practice 2 PreMoto3

4 - SALAC, Filip							10 - IÑIGUEZ, Adam							
P.Vmax: 11 T. Ideal: 01:46,568							P.Vmax: 27 T. Ideal: 01:48,226							
V. Tiempo	Sector 1	Sector 2	Sector 3	Sector 4	V.Max	Hora	V. Tiempo	Sector 1	Sector 2	Sector 3	Sector 4	V.Max	Hora	
1	START	01:28,326	00:30,675	00:40,771	00:31,247		1	PIT	00:57,867	00:43,393	00:35,249	00:48,541	13:03:04	
2	01:47,300	00:24,866	00:27,899	00:25,466	00:29,069	196,19	2	PIT	01:38,251	00:41,968	00:35,550	00:46,421	13:06:46	
3	01:47,729	00:24,757	00:27,746	00:25,650	00:29,576	192,51	3	15:55,936	14:31,037	00:29,047	00:26,242	00:29,610	13:22:42	
4	PIT	00:24,622	00:27,765	00:25,482	00:42,948	193,55	4	01:48,704	00:25,064	00:28,322	00:25,738	00:29,580	189,97	13:24:31
5	05:07,965	03:42,234	00:28,704	00:26,371	00:30,656		5	01:48,365	00:24,826	00:28,238	00:25,582	00:29,719	189,47	13:26:19
6	01:47,379	00:24,623	00:27,526	00:25,835	00:29,395	194,59	13 - VIETTI, Celestino							
7	01:47,058	00:24,674	00:27,837	00:25,351	00:29,196	193,03	P.Vmax: 10 T. Ideal: 01:45,669							
8	01:47,324	00:24,669	00:28,021	00:25,394	00:29,240	193,55	V. Tiempo	Sector 1	Sector 2	Sector 3	Sector 4	V.Max	Hora	
9	PIT	00:28,923	00:42,085	00:32,436	00:37,384	195,12	1	START	01:04,410	00:39,530	00:32,386	00:29,581	13:02:45	
10	03:38,677	02:11,323	00:29,994	00:27,120	00:30,240	13:25:15	2	01:47,184	00:24,894	00:27,842	00:25,426	00:29,022	193,03	13:04:32
5 - PEREZ, Francesc							16 - GARCIA, José J.							
P.Vmax: 2 T. Ideal: 01:45,472							P.Vmax: 5 T. Ideal: 01:46,033							
V. Tiempo	Sector 1	Sector 2	Sector 3	Sector 4	V.Max	Hora	V. Tiempo	Sector 1	Sector 2	Sector 3	Sector 4	V.Max	Hora	
1	START	01:01,682	00:40,261	00:28,221	00:42,290	13:02:51	1	START	01:00,156	00:37,323	00:26,873	00:36,208	13:02:40	
2	01:47,794	00:24,879	00:27,634	00:25,833	00:29,448	194,07	2	01:48,958	00:25,455	00:28,264	00:25,782	00:29,457	193,03	13:04:29
3	01:47,047	00:24,671	00:27,487	00:25,917	00:28,972	191,49	3	01:47,627	00:25,003	00:27,968	00:25,452	00:29,204	194,59	13:06:16
4	01:47,045	00:24,707	00:27,970	00:25,244	00:29,124	189,97	4	01:47,226	00:24,807	00:27,862	00:25,315	00:29,242	195,12	13:08:03
5	02:00,628	00:37,409	00:28,715	00:25,497	00:29,007	189,47	5	01:47,824	00:25,067	00:27,957	00:25,518	00:29,282	190,48	13:09:51
6	01:46,865	00:24,679	00:27,648	00:25,382	00:29,156	190,98	6	01:48,712	00:25,891	00:28,346	00:25,451	00:29,024	190,98	13:11:40
7	02:05,535	00:24,772	00:37,202	00:33,771	00:29,790	195,65	7	01:46,862	00:24,772	00:27,691	00:25,315	00:29,084	192,00	13:13:27
8	01:46,461	00:24,751	00:27,492	00:25,208	00:29,010	190,48	8	PIT	00:24,763	00:27,891	00:25,798	00:34,148	192,51	13:15:19
9	01:46,464	00:24,761	00:27,384	00:25,333	00:28,986	190,48	9	02:19,761	00:44,759	00:31,859	00:33,480	00:29,663		13:17:39
10	01:50,745	00:24,599	00:27,491	00:29,691	00:28,964	200,56	10	01:47,501	00:24,588	00:27,604	00:26,085	00:29,224	197,80	13:19:27
11	01:51,831	00:24,410	00:27,787	00:28,400	00:31,234	198,35	11	01:46,908	00:24,628	00:27,764	00:25,537	00:28,979	196,19	13:21:14
12	01:45,690	00:24,528	00:27,253	00:25,114	00:28,795	195,12	12	01:46,115	00:24,638	00:27,529	00:25,098	00:28,850	198,35	13:23:00
13	01:45,586	00:24,350	00:27,287	00:25,194	00:28,755	196,72	13	01:46,867	00:24,556	00:27,778	00:25,296	00:29,237	197,80	13:24:47
14	01:48,453	00:26,276	00:27,589	00:25,365	00:29,223	199,45	14	PIT	00:25,138	00:28,140	00:25,326	00:35,806	195,65	13:26:41
7 - HODGE, Josh							17 - LUNA, Marc							
P.Vmax: 31 T. Ideal: 01:51,339							P.Vmax: 29 T. Ideal: 01:46,937							
V. Tiempo	Sector 1	Sector 2	Sector 3	Sector 4	V.Max	Hora	V. Tiempo	Sector 1	Sector 2	Sector 3	Sector 4	V.Max	Hora	
1	START	02:53,926	00:29,726	00:27,846	00:31,508	13:04:22	1	START	00:46,726	00:29,474	00:25,485	00:30,019	13:02:11	
2	01:53,922	00:26,645	00:29,267	00:26,951	00:31,059	175,61	2	01:47,212	00:25,054	00:27,454	00:25,266	00:29,438	187,99	13:03:58
3	NULL	00:26,311	00:29,039	00:26,666	00:30,829	178,66	3	PIT	00:24,923	01:28,599	00:30,279	00:39,391	186,53	13:07:01
4	01:52,608	00:26,062	00:28,789	00:26,882	00:30,875	177,78	4	11:42,410	10:15,326	00:31,063	00:26,727	00:29,294		13:18:44
5	01:55,086	00:26,905	00:29,598	00:27,470	00:31,113	177,78	18 - GONZALEZ, Manuel							
6	01:53,865	00:26,326	00:29,161	00:27,524	00:30,854	176,90	P.Vmax: 7 T. Ideal: 01:45,762							
7	01:52,433	00:25,833	00:28,708	00:27,307	00:30,585	179,10	V. Tiempo	Sector 1	Sector 2	Sector 3	Sector 4	V.Max	Hora	
8	01:52,663	00:25,835	00:28,823	00:26,885	00:31,120	184,74	1	START	00:28,156	00:29,275	00:24,897	00:29,718	13:01:51	
9	01:52,831	00:25,966	00:28,694	00:27,717	00:30,454	178,22	2	01:47,245	00:24,910	00:27,807	00:25,267	00:29,261	192,51	13:03:38
10	NULL	00:26,218	00:30,646	00:28,556	00:31,558	182,74	3	01:53,842	00:24,968	00:29,085	00:27,000	00:32,789	193,55	13:05:32
11	01:51,806	00:25,915	00:28,770	00:26,358	00:30,763	181,36	4	01:46,922	00:24,862	00:27,859	00:25,292	00:28,909	191,49	13:07:19
12	01:54,860	00:26,145	00:30,601	00:27,272	00:30,842	180,45	5	01:46,732	00:24,644	00:27,547	00:25,358	00:29,183	193,03	13:09:06
9 - GOMEZ, Francisco							19 - GARCIA, José J.							
P.Vmax: 18 T. Ideal: 01:47,182							P.Vmax: 5 T. Ideal: 01:46,033							
V. Tiempo	Sector 1	Sector 2	Sector 3	Sector 4	V.Max	Hora	V. Tiempo	Sector 1	Sector 2	Sector 3	Sector 4	V.Max	Hora	
1	START	01:25,696	00:33,295	00:30,757	00:33,178	13:03:02	1	START	01:00,156	00:37,323	00:26,873	00:36,208	13:02:40	
2	01:50,389	00:26,012	00:28,779	00:25,938	00:29,660	195,12	2	01:48,958	00:25,455	00:28,264	00:25,782	00:29,457	193,03	13:04:29
3	NULL	00:25,337	00:28,373	00:25,885	00:29,587	186,05	3	01:47,627	00:25,003	00:27,968	00:25,452	00:29,204	194,59	13:06:16
4	PIT	00:25,367	00:28,368	00:26,180	00:37,200	187,01	4	01:47,226	00:24,807	00:27,862	00:25,315	00:29,242	195,12	13:08:03
5	PIT	01:31,819	00:33,685	00:29,555	00:40,263		5	01:47,824	00:25,067	00:27,957	00:25,518	00:29,282	190,48	13:09:51
6	02:06,284	00:41,808	00:28,562	00:26,223	00:29,691		6	01:48,712	00:25,891	00:28,346	00:25,451	00:29,024	190,98	13:11:40
7	01:48,823	00:25,449	00:28,171	00:25,683	00:29,520	186,05	7	01:46,862	00:24,772	00:27,691	00:25,315	00:29,084	192,00	13:13:27
8	01:48,860	00:25,381	00:28,181	00:25,717	00:29,581	186,05	8	PIT	00:24,763	00:27,891	00:25,798	00:34,148	192,51	13:15:19
9	01:48,770	00:25,206	00:28,104	00:26,087	00:29,373	187,01	9	02:19,761	00:44,759	00:31,859	00:33,480	00:29,663		13:17:39
10	01:47,559	00:25,157	00:28,049	00:25,382	00:28,971	189,97	10	01:47,501	00:24,588	00:27,604	00:26,085	00:29,224	197,80	13:19:27
11	01:47,504	00:24,847	00:28,025	00:25,376	00:29,256	195,12	11	01:46,908	00:24,628	00:27,764	00:25,537	00:28,979	196,19	13:21:14
12	01:47,712	00:25,002	00:27,988	00:25,404	00:29,318	189,97	12	01:46,115	00:24,638	00:27,529	00:25,098	00:28,850	198,35	13:23:00
13	01:48,353	00:25,089	00:28,084	00:25,559	00:29,621	189,47	13	01:46,867	00:24,556	00:27,778	00:25,296	00:29,237	197,80	13:24:47
							14	PIT	00:25,138	00:28,140	00:25,326	00:35,806	195,65	13:26:41



CRONOCIRCUIT: oscar.gutierrez@circuitvalencia.com



Circuit de la C.Valenciana

12 - 13 September 2015

Circuit de la C.Valenciana

CEV.Circuit

VUELTA A VUELTA SECTORES Qualifying Practice 2 PreMoto3

19 - RODRIGUEZ,Victor		P.Vmax: 27				T. Ideal: 01:46,892	
V. Tiempo	Sector 1	Sector 2	Sector 3	Sector 4	V.Max	Hora	
1	START	01:16,864	00:39,922	00:34,440	00:30,294		13:03:01
2	01:47,879	00:25,477	00:27,859	00:25,369	00:29,174	187,50	13:04:48
3	01:48,052	00:25,610	00:27,893	00:25,458	00:29,091	188,48	13:06:36
4	01:47,436	00:25,472	00:27,655	00:25,382	00:28,927	189,97	13:08:24
5	01:47,097	00:25,143	00:27,508	00:25,314	00:29,132	184,14	13:10:11

21 - LOPEZ,Alonso		P.Vmax: 7				T. Ideal: 01:45,720	
V. Tiempo	Sector 1	Sector 2	Sector 3	Sector 4	V.Max	Hora	
1	START	02:16,253	00:29,498	00:25,773	00:29,000		13:03:40
2	01:52,042	00:24,393	00:27,646	00:30,456	00:29,547	195,12	13:05:32
3	01:46,152	00:24,745	00:27,452	00:25,083	00:28,872	190,98	13:07:18
4	01:46,257	00:24,461	00:27,502	00:25,197	00:29,097	190,48	13:09:04
5	01:46,326	00:24,620	00:27,484	00:25,247	00:28,975	189,97	13:10:50
6	PIT	00:27,173	00:31,271	00:25,913	00:33,766	189,47	13:12:48
7	04:54,675	03:12,788	00:36,280	00:34,685	00:30,922		13:17:43
8	01:46,465	00:24,663	00:27,646	00:25,144	00:29,012	193,03	13:19:30
9	01:51,251	00:24,328	00:27,713	00:29,841	00:29,369	197,26	13:21:21
10	01:46,279	00:24,426	00:27,518	00:25,305	00:29,030	194,07	13:23:07
11	01:45,905	00:24,434	00:27,438	00:25,128	00:28,905	194,07	13:24:53
12	01:46,301	00:24,826	00:27,520	00:25,084	00:28,871	195,12	13:26:39

23 - GARCIA,Alejandro		P.Vmax: 11				T. Ideal: 01:45,782	
V. Tiempo	Sector 1	Sector 2	Sector 3	Sector 4	V.Max	Hora	
1	START	00:39,624	00:30,032	00:24,822	00:29,973		13:02:03
2	NULL	00:25,063	00:27,801	00:25,443	00:29,293	187,50	13:03:51
3	NULL	00:24,938	00:30,885	00:45,357	00:44,625	187,50	13:06:17
4	01:58,236	00:30,847	00:31,685	00:26,143	00:29,561	164,01	13:08:15
5	01:47,362	00:25,253	00:27,785	00:25,185	00:29,139	190,98	13:10:02
6	NULL	00:25,497	00:34,046	00:28,025	00:29,427	193,03	13:11:59
7	NULL	00:24,984	00:27,870	00:25,610	00:29,520	188,48	13:13:47
8	01:54,893	00:26,361	00:31,410	00:27,666	00:29,456	180,90	13:15:42
9	NULL	00:24,949	00:27,729	00:25,853	00:29,276	189,97	13:17:30
10	01:56,819	00:25,289	00:35,117	00:26,283	00:30,130	188,48	13:19:27
11	01:46,860	00:25,076	00:27,741	00:25,121	00:28,922	194,59	13:21:14
12	01:46,296	00:24,496	00:27,720	00:25,062	00:29,018	196,19	13:23:00
13	01:46,432	00:24,459	00:27,579	00:25,283	00:29,111	195,12	13:24:47
14	01:53,183	00:25,914	00:33,012	00:25,242	00:29,015	191,49	13:26:40

25 - VERDOIA,Andy		P.Vmax: 17				T. Ideal: 01:46,305	
V. Tiempo	Sector 1	Sector 2	Sector 3	Sector 4	V.Max	Hora	
1	START	01:30,430	00:31,172	00:32,265	00:30,095		13:03:03
2	02:00,438	00:25,183	00:31,595	00:33,795	00:29,865	195,65	13:05:03
3	01:47,111	00:24,777	00:27,584	00:25,757	00:28,993	193,03	13:06:51
4	01:48,423	00:24,806	00:27,812	00:26,710	00:29,095	193,55	13:08:39
5	PIT	00:24,553	00:27,437	04:01,859	00:39,950	193,03	13:14:13
6	02:36,107	01:11,883	00:28,392	00:26,028	00:29,804		13:16:49
7	01:48,987	00:25,642	00:28,025	00:25,656	00:29,664	184,14	13:18:38
8	01:49,032	00:25,453	00:28,278	00:25,508	00:29,793	187,50	13:20:27
9	01:48,358	00:25,282	00:27,914	00:25,486	00:29,676	188,48	13:22:15
10	01:47,449	00:25,020	00:27,742	00:25,322	00:29,365	190,48	13:24:03
11	01:47,632	00:24,880	00:27,873	00:25,375	00:29,504	191,49	13:25:50

26 - PARRA,Miguel		P.Vmax: 1				T. Ideal: 01:44,949	
V. Tiempo	Sector 1	Sector 2	Sector 3	Sector 4	V.Max	Hora	
1	START	01:49,845	00:28,584	00:26,398	00:29,593		13:03:13
2	01:52,041	00:30,120	00:27,957	00:25,332	00:28,632	196,72	13:05:05
3	01:45,560	00:24,401	00:27,476	00:25,153	00:28,530	198,35	13:06:51
4	PIT	00:24,454	00:27,991	00:25,306	00:36,187	200,00	13:08:45
5	05:22,375	03:58,837	00:28,431	00:25,695	00:29,412		13:14:07

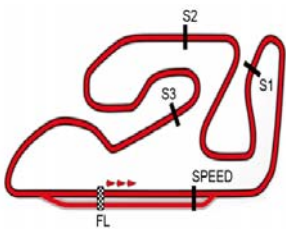
27 - PEREZ,Alex		P.Vmax: 19				T. Ideal: 01:46,217	
V. Tiempo	Sector 1	Sector 2	Sector 3	Sector 4	V.Max	Hora	
1	START	00:48,140	00:31,327	00:25,041	00:29,977		13:02:13
2	01:49,887	00:25,697	00:28,450	00:26,341	00:29,399	190,48	13:04:03
3	01:48,235	00:25,116	00:28,176	00:25,480	00:29,463	188,48	13:05:52
4	01:48,041	00:25,117	00:28,110	00:25,423	00:29,391	187,01	13:07:40
5	PIT	00:26,696	00:28,835	00:26,678	00:39,903	185,57	13:09:42
6	02:18,642	00:47,149	00:31,116	00:30,542	00:29,835		13:12:00
7	01:54,320	00:25,004	00:27,580	00:29,453	00:32,283	194,59	13:13:55
8	01:47,140	00:24,729	00:27,752	00:25,378	00:29,281	189,97	13:15:42
9	01:48,293	00:25,204	00:27,859	00:26,226	00:29,004	186,53	13:17:30
10	01:46,525	00:24,592	00:27,583	00:25,151	00:29,199	190,48	13:19:17
11	01:46,704	00:24,617	00:27,712	00:25,128	00:29,247	190,98	13:21:03
12	PIT	00:26,720	00:32,239	00:25,303	00:45,922	194,59	13:23:14

30 - TORRES,Lucas		P.Vmax: 22				T. Ideal: 01:47,513	
V. Tiempo	Sector 1	Sector 2	Sector 3	Sector 4	V.Max	Hora	
1	START	01:03,754	00:34,833	00:26,482	00:32,527		13:02:37
2	01:48,789	00:25,526	00:28,286	00:25,701	00:29,276	188,98	13:04:25
3	NULL	00:25,196	00:28,465	00:26,011	00:29,755	190,48	13:06:15
4	01:50,888	00:25,162	00:30,497	00:25,908	00:29,321	188,48	13:08:06
5	01:48,364	00:25,199	00:27,904	00:25,535	00:29,726	192,00	13:09:54
6	01:47,831	00:25,158	00:27,748	00:25,541	00:29,384	187,50	13:11:42
7	PIT	00:25,074	00:28,153	00:27,457	00:38,995	188,48	13:13:42
8	05:20,827	03:55,665	00:29,240	00:25,931	00:29,991		13:19:02
9	01:50,385	00:25,286	00:29,489	00:25,918	00:29,692	190,98	13:20:53
10	01:48,497	00:25,261	00:28,205	00:25,541	00:29,490	191,49	13:22:41
11	01:47,923	00:24,954	00:28,015	00:25,550	00:29,404	192,00	13:24:29
12	01:48,150	00:25,075	00:27,910	00:25,724	00:29,441	189,97	13:26:17

33 - VALLE,Daniel		P.Vmax: 11				T. Ideal: 01:46,590	
V. Tiempo	Sector 1	Sector 2	Sector 3	Sector 4	V.Max	Hora	
1	START	01:01,906	00:39,900	00:28,427	00:42,904		13:02:52
2	01:47,697	00:24,902	00:27,907	00:25,495	00:29,393	195,65	13:04:40
3	01:47,377	00:24,795	00:27,792	00:25,593	00:29,197	195,65	13:06:27
4	01:47,642	00:24,772	00:27,811	00:25,637	00:29,422	196,19	13:08:15
5	PIT	00:25,369	00:28,501	00:25,389	00:38,660	192,51	13:10:13
6	05:02,968	03:22,725	00:40,342	00:30,183	00:29,718		13:15:16
7	NULL	00:25,412	00:28,025	00:25,705	00:29,487	192,00	13:17:04
8	01:48,509	00:25,075	00:28,031	00:25,619	00:29,784	189,47	13:18:53
9	02:10,436	00:28,302	00:37,923	00:34,621	00:29,590	190,48	13:21:03
10	01:47,028	00:24,716	00:27,733	00:25,249	00:29,330	195,65	13:22:50
11	01:46,590	00:24,669	00:27,600	00:25,125	00:29,196	193,55	13:24:37
12	01:46,969	00:24,739	00:27,627	00:25,186	00:29,417	194,07	13:26:24

34 - NAVARRO,Gino		P.Vmax: 30				T. Ideal: 01:48,652	
V. Tiempo	Sector 1	Sector 2	Sector 3	Sector 4	V.Max	Hora	
1	START	00:56,436	00:31,668	00:25,887	00:30,106		13:02:23
2	01:49,410	00:25,597	00:28,214	00:25,878	00:29,721	183,21	13:04:13
3	01:49,577	00:25,621	00:28,343	00:25,908	00:29,705	180,90	13:06:02
4	01:49,442	00:25,639	00:27,961	00:25,981	00:29,861	180,00	13:07:52
5	01:49,538	00:25,776	00:27,923	00:26,016	00:29,823	178,66	13:09:41
6	PIT	00:25,778	00:28,185	00:26,167	00:41,408	179,10	13:11:43





Circuit de la C. Valenciana

12 - 13 September 2015

Circuit de la C. Valenciana

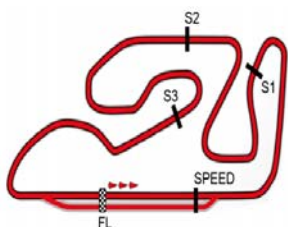
CEV.Circuit

VUELTA A VUELTA SECTORES Qualifying Practice 2 PreMoto3

Table with 14 columns: Rank, Time, Sector 1, Sector 2, Sector 3, Sector 4, V.Max, Hora. Contains data for riders 37-77, including names like Fróde, Paul, Alcoba, Jeremy, Garcia, Steward, Rouge, Clement, Hernandez, Ferrán, Diaz, Joan, and Castaño, Pedro J.



CRONOCIRCUIT: oscar.gutierrez@circuitvalencia.com



Circuit de la C.Valenciana

12 - 13 September 2015

Circuit de la C.Valenciana

CEV.Circuit

VUELTA A VUELTA SECTORES Qualifying Practice 2 PreMoto3

1	START	01:30,156	00:30,306	00:27,504	00:33,589		13:03:01
2	01:47,784	00:25,226	00:27,759	00:25,438	00:29,361	193,03	13:04:48
3	01:49,518	00:26,182	00:28,020	00:25,879	00:29,437	188,48	13:06:38
4	01:46,706	00:24,932	00:27,469	00:25,240	00:29,065	192,00	13:08:25
5	01:46,546	00:24,852	00:27,341	00:25,270	00:29,083	192,00	13:10:11
6	01:48,267	00:24,868	00:27,916	00:25,890	00:29,593	196,19	13:11:59
7	01:57,673	00:24,925	00:28,076	00:29,406	00:35,266	189,47	13:13:57
8	01:47,614	00:25,129	00:27,669	00:25,452	00:29,364	188,98	13:15:45

79 - STACEY,Storm		P.Vmax: 32		T. Ideal: 02:50,262	
--------------------------	--	------------	--	---------------------	--

V. Tiempo	Sector 1	Sector 2	Sector 3	Sector 4	V.Max	Hora	
1	START	01:19,928	00:33,120	00:27,132	00:30,082		13:02:49

89 - FRANCO,Angelo		P.Vmax: 24		T. Ideal: 01:49,055	
---------------------------	--	------------	--	---------------------	--

V. Tiempo	Sector 1	Sector 2	Sector 3	Sector 4	V.Max	Hora	
1	START	01:13,576	00:30,713	00:26,877	00:37,355		13:02:48
2	01:51,922	00:26,125	00:29,271	00:26,642	00:29,884	184,62	13:04:39
3	01:49,339	00:25,453	00:28,006	00:25,712	00:30,168	190,98	13:06:29

91 - ANDUJAR,Aitor		P.Vmax: 24		T. Ideal: 01:47,994	
---------------------------	--	------------	--	---------------------	--

V. Tiempo	Sector 1	Sector 2	Sector 3	Sector 4	V.Max	Hora	
1	START	01:17,709	00:33,224	00:26,866	00:32,550		13:02:49
2	01:50,916	00:26,396	00:28,687	00:26,126	00:29,707	187,01	13:04:40
3	01:48,640	00:24,948	00:28,162	00:25,782	00:29,748	190,48	13:06:29
4	01:48,096	00:24,915	00:27,971	00:25,754	00:29,456	190,98	13:08:17
5	01:49,382	00:25,392	00:28,193	00:25,855	00:29,942	185,09	13:10:06
6	PIT	00:26,125	00:29,402	00:28,209	00:36,885	182,74	13:12:07
7	05:24,722	03:55,323	00:31,476	00:27,775	00:30,148		13:17:32
8	PIT	00:25,049	00:28,894	00:25,652	00:35,810	188,48	13:19:27
9	03:00,652	01:36,098	00:28,683	00:25,865	00:30,006		13:22:28
10	01:49,229	00:25,242	00:28,398	00:25,725	00:29,864	185,09	13:24:17
11	01:49,310	00:25,216	00:28,369	00:25,811	00:29,914	184,62	13:26:06

93 - POMARES,Luis M.		P.Vmax: 24		T. Ideal: 01:46,954	
-----------------------------	--	------------	--	---------------------	--

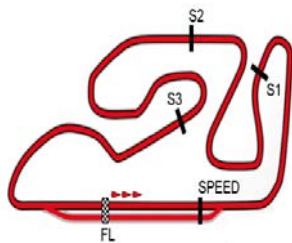
V. Tiempo	Sector 1	Sector 2	Sector 3	Sector 4	V.Max	Hora	
1	START	01:24,164	00:35,536	00:30,454	00:32,290		13:03:01
2	01:53,641	00:26,356	00:29,301	00:27,402	00:30,582	190,98	13:04:55
3	PIT	00:25,618	00:28,487	00:25,994	00:38,549	186,05	13:06:54
4	06:06,254	04:33,726	00:33,542	00:27,586	00:31,400		13:13:00
5	02:03,901	00:25,580	00:32,970	00:31,317	00:34,034	183,67	13:15:04
6	01:49,676	00:25,687	00:28,327	00:25,816	00:29,846	176,47	13:16:54
7	01:48,924	00:25,190	00:28,064	00:25,754	00:29,916	184,62	13:18:42
8	NULL	00:25,434	00:27,838	00:25,420	00:30,114	187,01	13:20:31
9	01:47,654	00:24,868	00:27,749	00:25,595	00:29,442	189,97	13:22:19
10	NULL	00:24,758	00:27,602	00:25,537	00:29,275	190,48	13:24:06
11	01:47,407	00:24,684	00:27,637	00:25,393	00:29,693	188,48	13:25:54

99 - TATAY,Carlos		P.Vmax: 11		T. Ideal: 01:46,942	
--------------------------	--	------------	--	---------------------	--

V. Tiempo	Sector 1	Sector 2	Sector 3	Sector 4	V.Max	Hora	
1	START	01:52,131	00:29,924	00:25,903	00:29,651		13:03:17
2	NULL	00:25,138	00:28,005	00:25,659	00:29,506	196,19	13:05:05
3	01:47,737	00:25,148	00:28,004	00:25,505	00:29,080	192,51	13:06:53
4	01:47,693	00:24,917	00:27,951	00:25,431	00:29,394	194,07	13:08:40
5	01:48,304	00:24,942	00:28,199	00:25,594	00:29,569	192,00	13:10:29
6	01:48,877	00:25,138	00:28,611	00:25,567	00:29,561	190,48	13:12:18
7	PIT	00:25,002	00:28,344	00:25,777	00:37,099	190,98	13:14:14
8	03:17,434	01:53,978	00:28,366	00:25,659	00:29,431		13:17:31
9	01:48,059	00:24,869	00:28,463	00:25,176	00:29,551	195,65	13:19:19
10	NULL	00:25,135	00:28,313	00:25,247	00:29,329	195,12	13:21:07
11	NULL	00:25,060	00:28,220	00:25,412	00:29,572	194,59	13:22:56
12	01:47,669	00:25,113	00:27,817	00:25,271	00:29,468	189,47	13:24:43
13	PIT	00:25,135	00:28,424	00:25,582	00:36,287	193,55	13:26:39



CRONOCIRCUIT: oscar.gutierrez@circuitvalencia.com



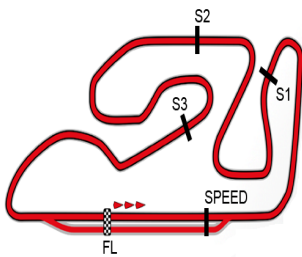
Circuit de la C.Valenciana

CEV.Circuit

Velocidades máximas Qualifying Practice 2 PreMoto3

Piloto	Nacionalidad/Res.	Marca	Mejores 5 velocidades máx.					Media	Máx.
26 PARRA,Miguel	SPA	Beon	201,1	200,6	200,0	200,0	199,4	200,2	201,1
5 PEREZ,Francesc	SPA	Beon	200,6	199,4	198,3	196,7	195,7	198,1	200,6
52 ALCOBA,Jeremy	SPA	Beon	198,9	196,7	196,2	196,2	196,2	196,8	198,9
48 DIAZ,Joan	SPA	MIR Racing	198,9	195,1	193,5	192,0	192,0	194,3	198,9
16 GARCIA,José J.	SPA	Beon	198,3	197,8	197,8	196,2	195,7	197,2	198,3
75 MUÑOZ,Sergio	SPA	Honda	197,8	196,2	196,2	194,1	194,1	195,7	197,8
18 GONZALEZ,Manuel	SPA	RMU	197,3	197,3	194,6	194,6	193,5	195,5	197,3
21 LOPEZ,Alonso	SPA	Beon	197,3	195,1	195,1	194,1	194,1	195,1	197,3
47 HERNANDEZ,Ferrán	SPA	Beon	197,3	195,1	194,1	194,1	193,5	194,8	197,3
13 VIETTI,Celestino	ITA	RMU Moto	196,7	196,7	194,6	194,1	193,0	195,0	196,7
77 CASTAÑO,Pedro J.	SPA	MIR Racing	196,2	193,0	192,0	192,0	189,5	192,5	196,2
76 GIRAL,Julián	SPA	Beon	196,2	195,1	195,1	192,5	192,0	194,2	196,2
33 VALLE,Daniel	SPA	Beon	196,2	195,7	195,7	195,7	194,1	195,4	196,2
4 SALAC,Filip	CZE	Beon	196,2	195,1	194,6	193,5	193,5	194,6	196,2
23 GARCIA,Alejandro	SPA	MIR Racing	196,2	195,1	194,6	193,0	191,5	194,1	196,2
99 TATAY,Carlos	SPA		196,2	195,7	195,1	194,6	194,1	195,1	196,2
25 VERDOIA,Andy	FRA	Mir Racing	195,7	193,5	193,0	193,0	191,5	193,3	195,7
9 GOMEZ,Francisco	SPA	Beon	195,1	195,1	190,0	190,0	189,5	191,9	195,1
27 PEREZ,Alex	SPA	Beon	194,6	194,6	191,0	190,5	190,5	192,2	194,6
45 ROUGE,Clement	FRA		193,5	193,0	191,0	190,0	189,5	191,4	193,5
37 FRÖDE,Paul	GER	RMU Moto	192,5	192,0	189,5	189,0	188,5	190,3	192,5
43 GARCIA,Steward	COL	Metrakit	192,0	191,0				191,5	192,0
30 TORRES,Lucas	BRA	Beon	192,0	192,0	191,5	191,0	190,5	191,4	192,0
89 FRANCO,Angelo	VEN	Beon	191,0	184,6				187,8	191,0
91 ANDUJAR,Aitor	SPA	Moriwaki	191,0	190,5	188,5	187,0	185,1	188,4	191,0
93 POMARES,Luis M.	SPA	Honda	191,0	190,5	190,0	188,5	187,0	189,4	191,0
19 RODRIGUEZ,Víctor	SPA	Beon	190,0	188,5	187,5	184,1		187,5	190,0
10 IÑIGUEZ,Adam	SPA		190,0	189,5				189,7	190,0
17 LUNA,Marc	SPA	MIR Racing	188,0	186,5				187,3	188,0
34 NAVARRO,Gino	SPA	BMS	187,0	184,6	183,2	182,7	180,9	183,7	187,0
7 HODGE,Josh	GBR	Beon	184,1	182,7	181,4	180,5	179,1	181,6	184,1
79 STACEY,Storm	GBR	Beon							





Circuit de la C.Valenciana

12 - 13 September 2015

Circuit de la C.Valenciana

CEV.Circuit

ANALISIS PIT Qualifying Practice 2 PreMoto3

4 SALAC,Filip Team Blumag HMA R.				26 PARRA,Miguel Team School Estrella Gali				Num. P. 1 Total in PIT: 00:02:52,440			
Time IN	Time OUT	GAP	Lap	Time IN	Time OUT	GAP	Lap	91 ANDUJAR,Aitor Team Tuits J.Ferez			
13:08:46,370	13:11:58,155	00:03:11,785	4	13:08:45,464	13:12:19,809	00:03:34,345	4	Time IN	Time OUT	GAP	Lap
13:21:36,924	13:23:21,672	00:01:44,748	9	Num. P. 1 Total in PIT: 00:03:34,345				13:12:07,509	13:15:32,770	00:03:25,261	6
Num. P. 2 Total in PIT: 00:04:56,533				27 PEREZ,Alex Team Blumag HMA R.				Num. P. 2 Total in PIT: 00:04:36,652			
9 GOMEZ,Francisco Team Eurotradis VHC				Time IN Time OUT GAP Lap				93 POMARES,Luis M. Team Alberola RT			
Time IN	Time OUT	GAP	Lap	13:09:42,265	13:10:06,381	00:00:24,116	5	Time IN	Time OUT	GAP	Lap
13:08:39,117	13:09:43,290	00:01:04,173	4	13:23:14,073	12	13:06:54,238	13:10:56,678	00:04:02,440	3
13:11:54,439	13:12:13,509	00:00:19,070	5	Num. P. 2 Total in PIT: 00:00:24,116				Num. P. 1 Total in PIT: 00:04:02,440			
Num. P. 2 Total in PIT: 00:01:23,243				30 TORRES,Lucas Team School Estrella Gali				99 TATAY,Carlos Team Ajevo RT			
10 INIGUEZ,Adam Team RC Sport				Time IN Time OUT GAP Lap				Time IN Time OUT GAP Lap			
Time IN	Time OUT	GAP	Lap	13:13:42,079	13:17:14,805	00:03:32,726	7	13:14:14,255	13:15:45,001	00:01:30,746	7
13:03:04,555	13:04:09,443	00:01:04,888	1	Num. P. 1 Total in PIT: 00:03:32,726				13:26:39,133	13
13:06:46,745	13:20:52,079	00:14:05,334	2	33 VALLE,Daniel Team Blumag HMA R.				Num. P. 2 Total in PIT: 00:01:30,746			
Num. P. 2 Total in PIT: 00:15:10,222				Time IN Time OUT GAP Lap				Time IN Time OUT GAP Lap			
13 VIETTI,Celestino Team RMU Racing				13:10:13,277	13:13:03,121	00:02:49,844	5	Num. P. 1 Total in PIT: 00:01:30,746			
Time IN	Time OUT	GAP	Lap	Num. P. 1 Total in PIT: 00:02:49,844				Time IN Time OUT GAP Lap			
13:15:22,873	13:18:47,349	00:03:24,476	8	34 NAVARRO,Gino Team GNB Sport OXD				Time IN Time OUT GAP Lap			
Num. P. 1 Total in PIT: 00:03:24,476				Time IN Time OUT GAP Lap				Time IN Time OUT GAP Lap			
16 GARCIA,José J. Team Fau55 Racing				13:11:43,107	13:13:14,689	00:01:31,582	6	Num. P. 1 Total in PIT: 00:01:31,582			
Time IN	Time OUT	GAP	Lap	Num. P. 1 Total in PIT: 00:01:31,582				Time IN Time OUT GAP Lap			
13:15:19,874	13:15:42,287	00:00:22,413	8	37 FRÖDE,Paul Team DVRacing				Time IN Time OUT GAP Lap			
13:26:41,436	14	Time IN Time OUT GAP Lap				Time IN Time OUT GAP Lap			
Num. P. 2 Total in PIT: 00:00:22,413				13:15:08,051	13:18:43,044	00:03:34,993	8	Num. P. 1 Total in PIT: 00:03:34,993			
17 LUNA,Marc Team Cuna Campeones				Time IN Time OUT GAP Lap				Time IN Time OUT GAP Lap			
Time IN	Time OUT	GAP	Lap	Num. P. 1 Total in PIT: 00:03:34,993				Time IN Time OUT GAP Lap			
13:07:01,613	13:07:24,973	00:00:23,360	3	45 ROUGE,Clement Team Team C-Racer				Time IN Time OUT GAP Lap			
Num. P. 1 Total in PIT: 00:00:23,360				Time IN Time OUT GAP Lap				Time IN Time OUT GAP Lap			
18 GONZALEZ,Manuel Team Team MS				13:11:56,168	13:15:17,054	00:03:20,886	6	Num. P. 1 Total in PIT: 00:03:20,886			
Time IN	Time OUT	GAP	Lap	Num. P. 1 Total in PIT: 00:03:20,886				Time IN Time OUT GAP Lap			
13:11:01,177	13:15:23,620	00:04:22,443	6	47 HERNANDEZ,Ferrán Team ETG Racing				Time IN Time OUT GAP Lap			
Num. P. 1 Total in PIT: 00:04:22,443				Time IN Time OUT GAP Lap				Time IN Time OUT GAP Lap			
21 LOPEZ,Alonso Team School Estrella Gali				13:14:00,996	13:16:04,927	00:02:03,931	7	Num. P. 1 Total in PIT: 00:02:03,931			
Time IN	Time OUT	GAP	Lap	Num. P. 1 Total in PIT: 00:02:03,931				Time IN Time OUT GAP Lap			
13:12:48,929	13:15:36,623	00:02:47,694	6	52 ALCOBA,Jeremy Team School Estrella Gali				Time IN Time OUT GAP Lap			
Num. P. 1 Total in PIT: 00:02:47,694				Time IN Time OUT GAP Lap				Time IN Time OUT GAP Lap			
25 VERDOIA,Andy Team Cuna Campeones				13:10:31,982	13:13:23,837	00:02:51,855	5	Num. P. 1 Total in PIT: 00:02:51,855			
Time IN	Time OUT	GAP	Lap	Num. P. 1 Total in PIT: 00:02:51,855				Time IN Time OUT GAP Lap			
13:14:13,238	13:15:00,424	00:00:47,186	5	76 GIRAL,Julián Team Targobank MS				Time IN Time OUT GAP Lap			
Num. P. 1 Total in PIT: 00:00:47,186				Time IN Time OUT GAP Lap				Time IN Time OUT GAP Lap			
Time IN Time OUT GAP Lap				13:16:29,466	13:19:21,906	00:02:52,440	9	Time IN Time OUT GAP Lap			



CRONOCIRCUIT: oscar.gutierrez@circuitvalencia.com