



MotoDes



CEV.Circuit

12 - 13 September 2015

Circuit de la C.Valenciana

Length: 4005 metros

Results

Qualifying Practice 1

PreMoto3

Pos.	N.	Rider	Team	Motorcycle	Nat.	Best Lap	iL	Laps	Gap	Interval	Speed	Tyr.	Cat.
1	21	LOPEZ,Alonso	School Estrella Gali	Beon	SPA	01:45,361	12	12			136,84	Du	CE
2	26	PARRA,Miguel	School Estrella Gali	Beon	SPA	01:45,719	11	11	00:00,358	00:00,358	136,38	Du	CE
3	17	LUNA,Marc	Cuna Campeones	MIR Racing	SPA	01:45,796	11	11	00:00,435	00:00,077	136,28	Du	CE
4	76	GIRAL,Julián	Targobank MS	Beon	SPA	01:45,840	12	12	00:00,479	00:00,044	136,22	Du	CE
5	52	ALCOBA,Jeremy	School Estrella Gali	Beon	SPA	01:45,891	12	12	00:00,530	00:00,051	136,16	Du	CE
6	5	PEREZ,Francesc	ETG Racing	Beon	SPA	01:46,007	11	13	00:00,646	00:00,116	136,01	Du	CE
7	75	MUÑOZ,Sergio	BST	Honda	SPA	01:46,196	11	14	00:00,835	00:00,189	135,77	Du	CE
8	25	VERDOIA,Andy	Team Verdoia		FRA	01:46,269	6	9	00:00,908	00:00,073	135,67	Du	CE
9	23	GARCIA,Alejandro	Cuna Campeones	MIR Racing	SPA	01:46,287	10	10	00:00,926	00:00,018	135,65	Du	CE
10	33	VALLE,Daniel	Blumag HMA R.	Beon	SPA	01:46,555	5	10	00:01,194	00:00,268	135,31	Du	CE
11	13	VIETTI,Celestino	RMU Racing	RMU Moto	ITA	01:46,764	13	13	00:01,403	00:00,209	135,05	Du	CE
12	77	CASTAÑO,Pedro J.	Cuna Campeones	MIR Racing	SPA	01:46,813	10	10	00:01,452	00:00,049	134,98	Du	CE
13	48	DIAZ,Joan	Cuna Campeones	MIR Racing	SPA	01:46,881	8	9	00:01,520	00:00,068	134,9	Du	CE
14	4	SALAC,Filip	Blumag HMA R.	Beon	CZE	01:46,885	6	6	00:01,524	00:00,004	134,89	Du	CE
15	47	HERNANDEZ,Ferrán	ETG Racing	Beon	SPA	01:46,937	13	14	00:01,576	00:00,052	134,83	Du	CE
16	43	GARCIA,Steward	Aro Racing	Metrakit	COL	01:47,067	13	13	00:01,706	00:00,130	134,66	Du	CE
17	16	GARCIA,José J.	Fau55 Racing	Beon	SPA	01:47,189	12	12	00:01,828	00:00,122	134,51	Du	CE
18	18	GONZALEZ,Manuel	Team MS	RMU	SPA	01:47,239	4	8	00:01,878	00:00,050	134,45	Du	CE
19	79	STACEY,Storm	Fau55 Racing	Beon	GBR	01:47,308	10	13	00:01,947	00:00,069	134,36	Du	CE
20	19	RODRIGUEZ,Victor	VR Racing	Beon	SPA	01:47,446	11	14	00:02,085	00:00,138	134,19	Du	CE
21	30	TORRES,Lucas	School Estrella Gali	Beon	BRA	01:47,678	12	12	00:02,317	00:00,232	133,9	Du	CE
22	27	PEREZ,Alex	Blumag HMA R.	Beon	SPA	01:47,821	10	13	00:02,460	00:00,143	133,72	Du	CE
23	10	IÑIGUEZ,Adam	RC Sport		SPA	01:48,019	13	13	00:02,658	00:00,198	133,48	Du	CE
24	37	FRÖDE,Paul	DVRacing	RMU Moto	GER	01:48,146	12	14	00:02,785	00:00,127	133,32	Du	CE
25	9	GOMEZ,Francisco	Eurotradis VHC	Beon	SPA	01:48,269	13	13	00:02,908	00:00,123	133,17	Du	CE
26	93	POMARES,Luis M.	Alberola RT	Honda	SPA	01:48,623	13	14	00:03,262	00:00,354	132,73	Du	CE
27	99	TATAY,Carlos	Ajevo RT		SPA	01:48,670	2	8	00:03,309	00:00,047	132,68	Du	CE
28	34	NAVARRO,Gino	GNB Sport OXD	BMS	SPA	01:48,723	9	11	00:03,362	00:00,053	132,61	Du	CE
29	45	ROUGE,Clement	Team C-Racer		FRA	01:49,040	12	12	00:03,679	00:00,317	132,23	Du	CE
30	91	ANDUJAR,Aitor	Tuits J.Ferez	Moriwaki	SPA	01:49,680	9	11	00:04,319	00:00,640	131,46	Du	CE
31	89	FRANCO,Angelo	Zeroproject	Beon	VEN	01:51,377	9	12	00:06,016	00:01,697	129,45	Du	CE
32	7	HODGE,Josh	Case Construction	Beon	GBR	01:52,854	13	13	00:07,493	00:01,477	127,76	Du	CE

Circuit de la C.Valenciana

Final Official

Provisional Official

Length: 4005 m. Hour: 08:59

JURY:

C.of the Course:

C.Timekeeper:

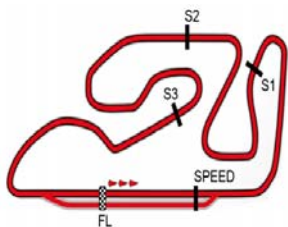
Hour:

Hour:

Hour: 9:28:37



CRONOCIRCUIT: oscar.gutierrez@circuitvalencia.com



Circuit de la C. Valenciana

12 - 13 September 2015

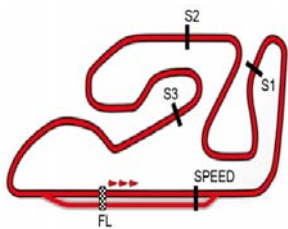
Circuit de la C. Valenciana

CEV.Circuit

VUELTA A VUELTA SECTORES Qualifying Practice 1 PreMoto3

4 - SALAC,Filip							P.Vmax: 3	T. Ideal: 01:46,885
V. Tiempo	Sector 1	Sector 2	Sector 3	Sector 4	V.Max	Hora		
1	START	02:33,210	00:30,043	00:26,753	00:32,292			09:04:01
2	15:03,769	13:33,054	00:31,451	00:27,138	00:32,126	196,19		09:19:05
3	01:50,867	00:25,934	00:28,774	00:26,173	00:29,986	189,97		09:20:56
4	01:57,771	00:25,271	00:28,796	00:26,327	00:37,377	198,90		09:22:53
5	01:49,165	00:24,919	00:29,259	00:25,677	00:29,310	200,00		09:24:43
6	01:46,885	00:24,515	00:27,757	00:25,507	00:29,106	197,80		09:26:30
5 - PEREZ,Francesc							P.Vmax: 11	T. Ideal: 01:45,804
V. Tiempo	Sector 1	Sector 2	Sector 3	Sector 4	V.Max	Hora		
1	START	00:44,217	00:31,794	00:31,991	00:40,185			09:02:27
2	01:49,718	00:25,389	00:28,439	00:26,218	00:29,672	195,65		09:04:17
3	01:47,150	00:24,569	00:27,817	00:25,474	00:29,290	196,72		09:06:04
4	01:47,692	00:24,587	00:27,694	00:25,394	00:30,017	195,12		09:07:51
5	01:50,982	00:24,867	00:31,389	00:25,428	00:29,298	197,26		09:09:42
6	01:47,303	00:24,628	00:27,805	00:25,516	00:29,354	195,12		09:11:30
7	01:46,854	00:24,694	00:27,551	00:25,397	00:29,212	192,00		09:13:17
8	PIT	00:33,620	00:36,663	00:31,499	00:42,613	190,48		09:15:41
9	03:46,100	02:22,982	00:28,458	00:25,408	00:29,252			09:19:27
10	01:46,364	00:24,692	00:27,366	00:25,193	00:29,113	192,00		09:21:13
11	01:46,007	00:24,589	00:27,269	00:25,118	00:29,031	192,00		09:23:00
12	01:55,329	00:24,661	00:30,299	00:31,070	00:29,299	192,51		09:24:55
13	01:46,743	00:24,386	00:27,450	00:25,159	00:29,748	194,59		09:26:42
7 - HODGE,Josh							P.Vmax: 32	T. Ideal: 01:52,393
V. Tiempo	Sector 1	Sector 2	Sector 3	Sector 4	V.Max	Hora		
1	START	00:27,832	00:31,106	00:27,337	00:32,522			09:01:58
2	01:56,342	00:26,891	00:29,860	00:27,683	00:31,908	178,66		09:03:54
3	01:55,411	00:26,358	00:29,635	00:28,106	00:31,312	184,14		09:05:49
4	01:54,958	00:26,520	00:29,321	00:27,679	00:31,438	180,90		09:07:44
5	01:54,818	00:26,052	00:29,382	00:27,805	00:31,579	183,21		09:09:39
6	01:54,768	00:26,527	00:29,343	00:28,013	00:30,885	180,45		09:11:34
7	01:54,319	00:26,040	00:29,519	00:27,388	00:31,372	183,67		09:13:28
8	PIT	00:26,606	00:30,223	00:27,759	00:35,544	180,45		09:15:28
9	03:04,602	01:36,518	00:29,481	00:27,325	00:31,278			09:18:33
10	01:52,860	00:26,170	00:29,080	00:26,573	00:31,037	180,00		09:20:26
11	01:53,677	00:26,154	00:29,289	00:27,070	00:31,164	180,45		09:22:19
12	01:53,878	00:26,357	00:29,244	00:27,374	00:30,903	180,00		09:24:13
13	01:52,854	00:26,500	00:29,081	00:26,573	00:30,700	180,90		09:26:06
9 - GOMEZ,Francisco							P.Vmax: 26	T. Ideal: 01:47,998
V. Tiempo	Sector 1	Sector 2	Sector 3	Sector 4	V.Max	Hora		
1	START	00:42,799	00:32,558	00:29,151	00:33,177			09:02:16
2	01:54,803	00:26,573	00:29,443	00:27,802	00:30,985	189,97		09:04:11
3	01:50,394	00:25,677	00:28,780	00:26,191	00:29,746	189,97		09:06:02
4	01:49,803	00:25,390	00:28,247	00:25,948	00:30,218	192,00		09:07:51
5	01:49,043	00:25,298	00:28,349	00:25,702	00:29,694	193,55		09:09:40
6	01:50,530	00:25,636	00:29,373	00:25,837	00:29,684	187,99		09:11:31
7	01:49,217	00:25,404	00:28,243	00:25,801	00:29,769	190,98		09:13:20
8	01:49,542	00:25,546	00:28,291	00:25,882	00:29,823	187,99		09:15:10
9	PIT	00:26,167	00:28,744	00:25,982	00:36,290	186,05		09:17:07
10	03:48,176	02:17,895	00:30,928	00:27,726	00:31,627			09:20:55
11	01:50,043	00:25,347	00:28,725	00:26,163	00:29,808	190,48		09:22:45
12	01:48,742	00:25,760	00:27,955	00:25,603	00:29,424	187,50		09:24:34
13	01:48,269	00:25,083	00:27,981	00:25,536	00:29,669	192,00		09:26:22
10 - IÑIGUEZ,Adam							P.Vmax: 28	T. Ideal: 01:47,774
V. Tiempo	Sector 1	Sector 2	Sector 3	Sector 4	V.Max	Hora		
1	START	00:47,268	00:31,365	00:28,390	00:31,222			09:02:17
2	01:49,319	00:25,422	00:28,206	00:25,915	00:29,776	189,97		09:04:06
13 - VIETTI,Celestino							P.Vmax: 16	T. Ideal: 01:46,298
V. Tiempo	Sector 1	Sector 2	Sector 3	Sector 4	V.Max	Hora		
1	START	00:45,529	00:32,320	00:28,189	00:31,399			09:02:16
2	01:49,521	00:25,579	00:28,581	00:25,759	00:29,602	192,51		09:04:06
3	01:48,008	00:24,949	00:28,087	00:25,534	00:29,438	196,19		09:05:54
4	01:47,463	00:24,831	00:27,833	00:25,417	00:29,382	193,55		09:07:41
5	01:47,730	00:24,902	00:27,885	00:25,525	00:29,418	192,51		09:09:29
6	01:47,293	00:24,907	00:27,624	00:25,399	00:29,363	190,98		09:11:16
7	01:47,329	00:24,825	00:27,800	00:25,354	00:29,350	191,49		09:13:04
8	PIT	00:24,727	00:28,224	00:26,312	00:36,618	192,00		09:14:59
9	03:03,885	01:40,494	00:28,262	00:25,648	00:29,481			09:18:03
10	01:47,412	00:24,809	00:27,863	00:25,475	00:29,265	192,00		09:19:51
11	01:47,432	00:24,764	00:27,874	00:25,428	00:29,366	192,00		09:21:38
12	01:46,840	00:24,745	00:27,789	00:25,262	00:29,044	192,00		09:23:25
13	01:46,764	00:24,369	00:27,969	00:25,261	00:29,165	196,72		09:25:12
16 - GARCIA, José J.							P.Vmax: 3	T. Ideal: 01:47,098
V. Tiempo	Sector 1	Sector 2	Sector 3	Sector 4	V.Max	Hora		
1	START	02:08,716	00:31,303	00:27,657	00:31,020			09:03:37
2	01:50,583	00:25,896	00:29,031	00:25,827	00:29,829	193,55		09:05:28
3	01:48,693	00:25,319	00:28,173	00:25,588	00:29,613	197,80		09:07:17
4	01:47,880	00:25,061	00:27,884	00:25,552	00:29,383	198,35		09:09:05
5	01:47,692	00:24,797	00:28,005	00:25,454	00:29,436	200,00		09:10:52
6	01:47,948	00:25,030	00:27,998	00:25,472	00:29,448	194,59		09:12:40
7	01:48,293	00:24,976	00:28,074	00:25,766	00:29,477	195,12		09:14:29
8	PIT	00:24,946	00:28,066	00:25,766	00:33,656	194,59		09:16:21
9	04:16,325	02:53,162	00:28,240	00:25,625	00:29,298			09:20:37
10	01:51,389	00:24,886	00:27,944	00:25,447	00:33,112	195,65		09:22:29
11	01:47,406	00:24,701	00:27,901	00:25,594	00:29,210	198,35		09:24:16
12	01:47,189	00:24,640	00:27,975	00:25,441	00:29,133	196,72		09:26:03
17 - LUNA,Marc							P.Vmax: 8	T. Ideal: 01:45,790
V. Tiempo	Sector 1	Sector 2	Sector 3	Sector 4	V.Max	Hora		
1	START	06:43,290	00:29,724	00:27,128	00:32,877			09:08:12
2	01:48,792	00:25,465	00:28,271	00:25,570	00:29,486	193,55		09:10:01
3	01:47,652	00:24,781	00:28,011	00:25,384	00:29,476	191,49		09:11:48
4	01:47,672	00:25,218	00:27,781	00:25,373	00:29,300	191,49		09:13:36
5	01:47,067	00:24,840	00:27,609	00:25,375	00:29,243	192,00		09:15:23
6	01:48,594	00:24,760	00:27,597	00:25,755	00:30,482	192,51		09:17:12
7	01:47,170	00:24,724	00:27,542	00:25,325	00:29,579	192,51		09:18:59
8	01:52,808	00:25,447	00:30,330	00:26,032	00:30,999	189,97		09:20:52
9	01:58,068	00:24,836	00:27,402	00:25,944	00:39,886	195,65		09:22:50
10	01:46,585	00:24,754	00:27,590	00:25,149	00:29,092	197,80		09:24:36
11	01:45,796	00:24,500	00:27,286	00:24,912	00:29,098	193,55		09:26:22
18 - GONZALEZ,Manuel							P.Vmax: 8	T. Ideal: 01:47,112
V. Tiempo	Sector 1	Sector 2	Sector 3	Sector 4	V.Max	Hora		
1	PIT	00:30,237	00:33,869	00:28,614	00:37,241			09:02:09
2	05:09,546	03:42,061	00:31,395	00:26,401	00:29,689			09:07:18





Circuit de la C. Valenciana

12 - 13 September 2015

Circuit de la C. Valenciana

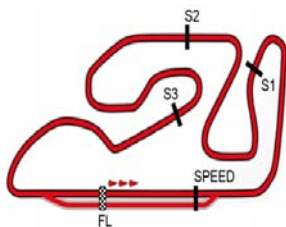
CEV.Circuit

VUELTA A VUELTA SECTORES Qualifying Practice 1 PreMoto3

Table with columns for rider name, V. Tiempo, Sector 1-4, V.Max, and Hora. It lists results for riders 19-33, including Rodriguez, Lopez, Garcia, Verdoia, and Valle.



CRONOCIRCUIT: oscar.gutierrez@circuitvalencia.com



Circuit de la C.Valenciana

12 - 13 September 2015

Circuit de la C.Valenciana

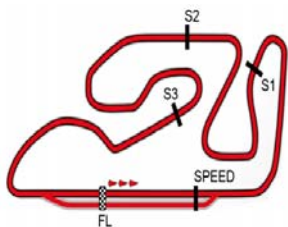
CEV.Circuit

VUELTA A VUELTA SECTORES Qualifying Practice 1 PreMoto3

34 - NAVARRO,Gino							P.Vmax: 30	T. Ideal: 01:48,691	12	01:49,040	00:24,992	00:28,306	00:25,945	00:29,797	194,59	09:26:33			
V. Tiempo	Sector 1	Sector 2	Sector 3	Sector 4	V.Max	Hora	47 - HERNANDEZ,Ferrán									P.Vmax: 11	T. Ideal: 01:46,615		
V. Tiempo	Sector 1	Sector 2	Sector 3	Sector 4	V.Max	Hora	V. Tiempo	Sector 1	Sector 2	Sector 3	Sector 4	V.Max	Hora						
1	START	00:48,470	00:31,042	00:28,046	00:31,521		1	START	00:35,581	00:31,782	00:26,549	00:30,533				09:02:03			
2	01:52,051	00:26,245	00:28,689	00:26,769	00:30,348	187,01	2	01:49,670	00:25,222	00:28,286	00:25,918	00:30,244	190,48			09:03:53			
3	01:51,169	00:25,934	00:28,390	00:26,585	00:30,260	185,09	3	01:48,589	00:25,401	00:27,985	00:25,694	00:29,509	189,97			09:05:41			
4	01:50,239	00:25,653	00:28,168	00:25,926	00:30,492	186,53	4	01:47,645	00:24,694	00:27,952	00:25,509	00:29,490	197,26			09:07:29			
5	PIT	00:25,867	00:28,237	00:25,800	00:37,789	189,97	5	01:49,418	00:25,214	00:28,633	00:25,556	00:30,015	190,98			09:09:19			
6	06:45,047	05:15,334	00:32,944	00:26,554	00:30,215		6	01:47,344	00:24,655	00:27,598	00:25,608	00:29,483	193,55			09:11:06			
7	01:49,732	00:26,052	00:27,968	00:25,843	00:29,869	187,99	7	01:47,121	00:24,860	00:27,537	00:25,349	00:29,375	193,03			09:12:53			
8	01:49,125	00:25,554	00:28,146	00:25,714	00:29,711	184,62	8	01:51,152	00:24,998	00:30,431	00:26,246	00:29,477	191,49			09:14:44			
9	01:48,723	00:25,477	00:27,874	00:25,649	00:29,723	184,62	9	PIT	00:24,743	00:30,246	00:28,196	00:37,611	193,03			09:16:45			
10	01:49,683	00:25,527	00:28,386	00:25,949	00:29,821	183,21	10	02:48,016	01:24,691	00:28,339	00:25,533	00:29,453				09:19:33			
11	01:49,111	00:25,646	00:27,926	00:25,848	00:29,691	184,62	11	01:47,025	00:24,676	00:27,691	00:25,307	00:29,351	193,03			09:21:20			
37 - FRÖDE,Paul							P.Vmax: 8	T. Ideal: 01:47,800	48 - DIAZ,Joan									P.Vmax: 16	T. Ideal: 01:46,867
V. Tiempo	Sector 1	Sector 2	Sector 3	Sector 4	V.Max	Hora	V. Tiempo	Sector 1	Sector 2	Sector 3	Sector 4	V.Max	Hora						
1	START	00:41,484	00:31,145	00:26,199	00:31,137		1	START	02:56,609	00:29,679	00:26,154	00:34,669				09:04:26			
2	01:50,395	00:25,708	00:28,820	00:26,037	00:29,830	191,49	2	01:49,564	00:25,147	00:28,296	00:26,003	00:30,118	194,07			09:06:15			
3	01:49,987	00:25,429	00:28,654	00:26,038	00:29,866	192,00	3	01:48,256	00:24,986	00:27,884	00:25,782	00:29,604	193,03			09:08:04			
4	01:58,223	00:25,224	00:28,352	00:27,120	00:37,527	191,49	4	01:57,301	00:25,498	00:33,137	00:29,039	00:29,627	196,72			09:10:01			
5	01:56,058	00:25,136	00:28,407	00:29,308	00:33,207	192,00	5	01:47,273	00:25,064	00:27,854	00:25,237	00:29,118	189,97			09:11:48			
6	01:48,806	00:24,790	00:28,215	00:26,047	00:29,754	196,72	6	PIT	00:24,950	00:27,835	00:25,343	00:36,729	193,55			09:13:43			
7	01:48,619	00:25,041	00:28,254	00:25,745	00:29,579	194,07	7	08:10,836	06:42,821	00:31,211	00:27,427	00:29,377				09:21:54			
8	01:49,238	00:25,323	00:28,141	00:26,140	00:29,634	197,80	8	01:46,881	00:24,863	00:27,750	00:25,136	00:29,132	192,51			09:23:41			
9	01:49,619	00:25,634	00:28,224	00:26,013	00:29,748	194,07	9	01:47,826	00:24,879	00:28,016	00:25,620	00:29,311	193,03			09:25:29			
10	01:48,760	00:25,306	00:28,225	00:25,676	00:29,553	189,97	52 - ALCOBA,Jeremy							P.Vmax: 1	T. Ideal: 01:45,852				
11	01:48,859	00:25,311	00:28,015	00:25,936	00:29,597	191,49	V. Tiempo	Sector 1	Sector 2	Sector 3	Sector 4	V.Max	Hora						
12	01:48,146	00:25,136	00:27,996	00:25,516	00:29,498	192,00	1	START	00:43,239	00:33,082	00:35,009	00:36,522				09:02:27			
13	01:48,505	00:25,109	00:28,051	00:25,562	00:29,783	190,98	2	01:49,227	00:25,514	00:28,537	00:25,793	00:29,383	195,12			09:04:16			
14	01:49,004	00:25,464	00:28,112	00:25,638	00:29,790	193,55	3	01:48,279	00:25,025	00:28,172	00:25,826	00:29,256	197,26			09:06:04			
43 - GARCIA,Steward							P.Vmax: 25	T. Ideal: 01:46,973	55 - MUÑOZ,Sergio									P.Vmax: 11	T. Ideal: 01:46,059
V. Tiempo	Sector 1	Sector 2	Sector 3	Sector 4	V.Max	Hora	V. Tiempo	Sector 1	Sector 2	Sector 3	Sector 4	V.Max	Hora						
1	START	01:45,275	00:32,155	00:27,228	00:31,026		1	START	01:23,076	00:30,409	00:26,047	00:29,741				09:02:48			
2	01:50,352	00:25,749	00:28,563	00:26,093	00:29,947	192,51	2	01:47,562	00:24,792	00:27,957	00:25,455	00:29,358	192,51			09:04:36			
3	01:50,979	00:26,178	00:28,747	00:25,935	00:30,119	193,03	3	01:47,493	00:24,655	00:27,946	00:25,415	00:29,477	193,55			09:06:23			
4	01:49,648	00:25,725	00:28,200	00:25,849	00:29,874	190,48	4	01:46,795	00:24,703	00:27,721	00:25,209	00:29,162	194,07			09:08:10			
5	01:50,204	00:25,137	00:28,558	00:26,303	00:30,206	192,00	5	01:47,150	00:24,656	00:27,717	00:25,146	00:29,631	194,59			09:09:57			
6	01:48,316	00:25,130	00:27,759	00:25,649	00:29,778	194,07	6	01:46,487	00:24,645	00:27,576	00:25,129	00:29,137	195,65			09:11:44			
7	01:49,946	00:25,512	00:28,602	00:25,661	00:30,171	192,00	7	01:47,376	00:24,654	00:27,911	00:25,529	00:29,282	197,26			09:13:31			
8	01:49,404	00:25,157	00:28,627	00:25,555	00:30,065	189,97	8	01:47,213	00:24,580	00:28,056	00:25,174	00:29,403	194,07			09:15:18			
9	01:48,395	00:25,140	00:27,908	00:25,517	00:29,830	189,97	9	01:47,156	00:24,824	00:27,777	00:25,223	00:29,332	193,55			09:17:05			
10	01:48,576	00:25,140	00:27,943	00:25,462	00:30,031	189,97	10	01:46,639	00:24,604	00:27,609	00:25,202	00:29,224	193,55			09:18:52			
11	01:48,644	00:24,984	00:27,698	00:25,536	00:30,426	191,49	11	01:46,196	00:24,624	00:27,611	00:25,025	00:28,936	194,07			09:20:38			
12	01:47,509	00:25,051	00:27,554	00:25,423	00:29,481	194,07	12	01:49,897	00:24,576	00:28,287	00:26,754	00:30,280	197,26			09:22:28			
13	01:47,067	00:24,880	00:27,578	00:25,058	00:29,551	192,51	13	01:49,325	00:26,524	00:28,298	00:25,209	00:29,294	192,51			09:24:17			
45 - ROUGE,Clement							P.Vmax: 11	T. Ideal: 01:48,775	75 - MUÑOZ,Sergio									P.Vmax: 11	T. Ideal: 01:46,059
V. Tiempo	Sector 1	Sector 2	Sector 3	Sector 4	V.Max	Hora	V. Tiempo	Sector 1	Sector 2	Sector 3	Sector 4	V.Max	Hora						
1	START	01:19,166	00:35,856	00:27,502	00:30,446		1	START	01:23,076	00:30,409	00:26,047	00:29,741				09:02:48			
2	01:57,279	00:27,419	00:33,004	00:26,663	00:30,193	195,12	2	01:47,562	00:24,792	00:27,957	00:25,455	00:29,358	192,51			09:04:36			
3	01:52,293	00:26,164	00:29,087	00:26,453	00:30,589	197,26	3	01:47,493	00:24,655	00:27,946	00:25,415	00:29,477	193,55			09:06:23			
4	01:51,239	00:26,000	00:28,835	00:26,352	00:30,052	189,97	4	01:46,795	00:24,703	00:27,721	00:25,209	00:29,162	194,07			09:08:10			
5	01:50,075	00:25,348	00:28,658	00:26,047	00:30,022	194,07	5	01:47,150	00:24,656	00:27,717	00:25,146	00:29,631	194,59			09:09:57			
6	01:50,859	00:25,694	00:28,694	00:26,372	00:30,099	190,98	6	01:46,487	00:24,645	00:27,576	00:25,129	00:29,137	195,65			09:11:44			
7	PIT	00:25,869	00:30,802	00:28,226	00:41,816	189,47	7	01:47,376	00:24,654	00:27,911	00:25,529	00:29,282	197,26			09:13:31			
8	04:53,407	03:27,349	00:30,022	00:26,004	00:30,032		8	01:47,213	00:24,580	00:28,056	00:25,174	00:29,403	194,07			09:15:18			
9	01:49,186	00:25,185	00:28,495	00:25,841	00:29,665	197,26	9	01:47,156	00:24,824	00:27,777	00:25,223	00:29,332	193,55			09:17:05			
10	01:51,347	00:25,231	00:28,592	00:27,299	00:30,225	192,00	10	01:46,639	00:24,604	00:27,609	00:25,202	00:29,224	193,55			09:18:52			
11	01:49,565	00:25,015	00:28,910	00:26,004	00:29,636	196,72	11	01:46,196	00:24,624	00:27,611	00:25,025	00:28,936	194,07			09:20:38			



CRONOCIRCUIT: oscar.gutierrez@circuitvalencia.com



Circuit de la C. Valenciana

12 - 13 September 2015

Circuit de la C. Valenciana

CEV.Circuit

VUELTA A VUELTA SECTORES Qualifying Practice 1 PreMoto3

14 01:47,009 00:24,573 00:27,525 00:25,612 00:29,299 196,72 09:26:04

76 - GIRAL, Julián P.Vmax: 16 T. Ideal: 01:45,777

V. Tiempo	Sector 1	Sector 2	Sector 3	Sector 4	V.Max	Hora
1 START	00:26,416	00:29,903	00:25,696	00:30,268		09:01:51
2 01:48,064	00:24,945	00:28,366	00:25,600	00:29,153	193,03	09:03:39
3 01:47,496	00:24,570	00:28,392	00:25,343	00:29,191	194,07	09:05:27
4 01:46,794	00:24,513	00:27,816	00:25,236	00:29,229	194,59	09:07:13
5 01:47,369	00:24,471	00:27,898	00:25,597	00:29,403	194,59	09:09:01
6 PIT	00:24,532	00:28,566	00:29,060	00:39,576	194,59	09:11:02
7 05:45,416	04:20,756	00:29,472	00:25,874	00:29,314		09:16:48
8 01:46,612	00:24,487	00:27,744	00:25,361	00:29,020	194,59	09:18:35
9 01:47,039	00:24,653	00:27,815	00:25,348	00:29,223	196,72	09:20:22
10 01:46,452	00:24,480	00:27,729	00:25,282	00:28,961	194,07	09:22:08
11 01:46,008	00:24,309	00:27,537	00:25,271	00:28,891	195,12	09:23:54
12 01:45,840	00:24,280	00:27,600	00:25,210	00:28,750	196,72	09:25:40

77 - CASTAÑO, Pedro J. P.Vmax: 3 T. Ideal: 01:46,813

V. Tiempo	Sector 1	Sector 2	Sector 3	Sector 4	V.Max	Hora
1 START	02:15,675	00:30,047	00:26,034	00:29,607		09:03:40
2 01:48,005	00:25,200	00:27,868	00:25,440	00:29,497	192,51	09:05:28
3 01:48,232	00:25,070	00:27,949	00:25,549	00:29,664	200,00	09:07:16
4 01:48,059	00:25,158	00:27,875	00:25,545	00:29,481	192,51	09:09:04
5 01:48,067	00:25,113	00:28,014	00:25,462	00:29,478	192,00	09:10:52
6 01:47,864	00:24,956	00:28,025	00:25,420	00:29,463	196,19	09:12:40
7 PIT	00:25,362	00:27,919	00:25,553	00:35,756	197,80	09:14:35
8 08:14,464	06:44,654	00:32,828	00:26,236	00:30,746		09:22:49
9 01:47,800	00:25,296	00:27,800	00:25,312	00:29,392	190,48	09:24:37
10 01:46,813	00:24,688	00:27,570	00:25,206	00:29,349	193,03	09:26:24

79 - STACEY, Storm P.Vmax: 21 T. Ideal: 01:47,030

V. Tiempo	Sector 1	Sector 2	Sector 3	Sector 4	V.Max	Hora
1 START	01:23,877	00:30,405	00:26,481	00:29,836		09:02:49
2 01:49,384	00:25,041	00:28,748	00:26,004	00:29,591	196,19	09:04:39
3 01:49,066	00:25,007	00:28,510	00:25,984	00:29,565	194,59	09:06:28
4 01:48,899	00:25,016	00:28,298	00:25,696	00:29,889	194,59	09:08:17
5 PIT	00:27,244	00:29,915	00:26,354	00:35,373	183,21	09:10:16
6 03:22,283	01:59,136	00:28,094	00:25,538	00:29,515		09:13:38
7 01:49,393	00:24,910	00:28,087	00:26,895	00:29,501	192,51	09:15:27
8 01:48,079	00:24,813	00:28,364	00:25,618	00:29,284	192,51	09:17:15
9 01:47,738	00:24,814	00:28,096	00:25,535	00:29,293	193,55	09:19:03
10 01:47,308	00:24,626	00:28,060	00:25,396	00:29,226	194,07	09:20:50
11 01:48,355	00:24,814	00:27,990	00:26,219	00:29,332	191,49	09:22:39
12 01:47,470	00:24,854	00:27,980	00:25,292	00:29,344	192,51	09:24:26
13 01:47,536	00:24,883	00:27,886	00:25,398	00:29,369	192,51	09:26:14

89 - FRANCO, Angelo P.Vmax: 29 T. Ideal: 01:50,021

V. Tiempo	Sector 1	Sector 2	Sector 3	Sector 4	V.Max	Hora
1 START	01:28,100	00:30,224	00:27,429	00:30,991		09:02:55
2 01:53,364	00:26,417	00:29,508	00:26,949	00:30,490	186,53	09:04:49
3 01:52,107	00:26,172	00:28,834	00:26,470	00:30,631	186,53	09:06:41
4 01:51,511	00:25,534	00:29,144	00:26,318	00:30,515	185,09	09:08:32
5 PIT	00:27,610	00:31,050	00:27,054	00:40,450	186,53	09:10:39
6 03:18,267	01:50,957	00:29,679	00:26,899	00:30,732		09:13:57
7 01:51,605	00:26,060	00:28,979	00:26,276	00:30,290	184,14	09:15:49
8 01:51,698	00:25,991	00:28,956	00:26,263	00:30,488	185,09	09:17:40
9 01:51,377	00:25,849	00:28,590	00:26,291	00:30,647	183,67	09:19:32
10 PIT	00:27,395	00:30,949	00:28,403	00:39,965	184,14	09:21:38
11 03:05,839	01:38,746	00:31,196	00:26,014	00:29,883		09:24:44
12 PIT	00:26,781	00:31,476	00:28,447	00:43,555	190,48	09:26:54

91 - ANDUJAR, Aitor P.Vmax: 30 T. Ideal: 01:49,170

V. Tiempo	Sector 1	Sector 2	Sector 3	Sector 4	V.Max	Hora
1 START	02:37,193	00:30,677	00:26,911	00:31,472		09:04:05
2 01:53,862	00:26,163	00:30,292	00:26,479	00:30,928	180,00	09:05:59
3 01:52,410	00:25,898	00:29,306	00:26,505	00:30,701	187,01	09:07:51
4 01:51,181	00:26,193	00:28,814	00:26,172	00:30,002	184,62	09:09:42
5 01:50,272	00:25,474	00:28,509	00:26,335	00:29,954	188,98	09:11:33
6 PIT	00:25,523	00:28,391	00:25,998	00:36,964	189,97	09:13:30
7 04:23,517	02:52,702	00:31,254	00:29,460	00:30,101		09:17:53
8 01:50,264	00:25,532	00:28,522	00:26,063	00:30,147	186,53	09:19:43
9 01:49,680	00:25,221	00:28,354	00:25,947	00:30,158	188,98	09:21:33
10 01:50,275	00:25,478	00:28,647	00:25,909	00:30,241	185,09	09:23:23
11 01:50,004	00:25,483	00:28,926	00:25,675	00:29,920	184,62	09:25:13

93 - POMARES, Luis M. P.Vmax: 27 T. Ideal: 01:48,131

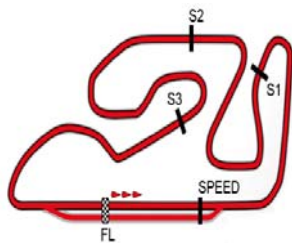
V. Tiempo	Sector 1	Sector 2	Sector 3	Sector 4	V.Max	Hora
1 START	01:01,660	00:35,210	00:28,103	00:31,353		09:02:35
2 01:50,404	00:25,618	00:28,768	00:26,038	00:29,980	191,49	09:04:25
3 01:49,891	00:25,320	00:28,233	00:26,127	00:30,211	187,50	09:06:15
4 01:49,160	00:25,512	00:28,252	00:25,758	00:29,638	190,98	09:08:05
5 01:49,508	00:25,134	00:28,749	00:25,751	00:29,874	191,49	09:09:54
6 01:48,873	00:25,177	00:28,142	00:25,898	00:29,656	183,67	09:11:43
7 01:48,925	00:25,033	00:28,141	00:25,991	00:29,760	189,47	09:13:32
8 01:49,207	00:25,026	00:28,039	00:25,832	00:30,310	189,47	09:15:21
9 01:48,763	00:25,084	00:28,060	00:25,780	00:29,839	188,98	09:17:10
10 01:49,236	00:25,287	00:28,434	00:26,110	00:29,405	188,48	09:18:59
11 01:52,393	00:25,281	00:28,865	00:28,448	00:29,799	193,03	09:20:51
12 01:49,076	00:25,199	00:28,041	00:26,032	00:29,804	189,97	09:22:41
13 01:48,623	00:25,057	00:27,993	00:25,995	00:29,578	189,47	09:24:29
14 01:49,277	00:24,982	00:28,293	00:26,276	00:29,726	189,47	09:26:18

99 - TATAY, Carlos P.Vmax: 24 T. Ideal: 01:48,049

V. Tiempo	Sector 1	Sector 2	Sector 3	Sector 4	V.Max	Hora
1 START	01:52,805	00:29,837	00:26,022	00:30,466		09:03:18
2 01:48,670	00:25,149	00:28,442	00:25,480	00:29,599	192,00	09:05:07
3 PIT	00:24,889	00:28,319	00:26,187	00:37,154	195,12	09:07:03
4 06:42,164	05:14,508	00:30,868	00:26,860	00:29,928		09:13:45
5 01:49,982	00:25,502	00:28,958	00:25,706	00:29,816	194,59	09:15:35
6 01:48,683	00:25,146	00:28,340	00:25,481	00:29,716	194,07	09:17:24
7 PIT	00:25,123	00:28,247	00:25,514	00:34,808	193,03	09:19:18
8 03:27,867	02:03,800	00:28,604	00:26,030	00:29,433		09:22:45



CRONOCIRCUIT: oscar.gutierrez@circuitvalencia.com



Circuit de la C.Valenciana

12 - 13 September 2015

Circuit de la C.Valenciana

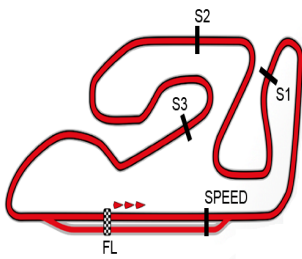
CEV.Circuit

Velocidades máximas Qualifying Practice 1 PreMoto3

Piloto	Nacionalidad/Res.	Marca	Mejores 5 velocidades máx.					Media	Máx.
52 ALCOBA,Jeremy	SPA	Beon	206,9	201,7	200,6	199,4	198,3	201,4	206,9
26 PARRA,Miguel	SPA	Beon	203,4	200,6	200,0	198,9	197,8	200,1	203,4
25 VERDOIA,Andy	FRA		200,0	196,7	196,2	195,7	195,7	196,8	200,0
16 GARCIA,José J.	SPA	Beon	200,0	198,3	198,3	197,8	196,7	198,2	200,0
77 CASTAÑO,Pedro J.	SPA	MIR Racing	200,0	197,8	196,2	193,0	192,5	195,9	200,0
4 SALAC,Filip	CZE	Beon	200,0	198,9	197,8	196,2	190,0	196,6	200,0
21 LOPEZ,Alonso	SPA	Beon	198,3	198,3	197,8	197,8	196,7	197,8	198,3
17 LUNA,Marc	SPA	MIR Racing	197,8	195,7	193,5	193,5	192,5	194,6	197,8
18 GONZALEZ,Manuel	SPA	RMU	197,8	197,8	197,8	196,2	196,2	197,2	197,8
37 FRÖDE,Paul	GER	RMU Moto	197,8	196,7	194,1	194,1	193,5	195,2	197,8
45 ROUGE,Clement	FRA		197,3	197,3	196,7	195,1	194,6	196,2	197,3
47 HERNANDEZ,Ferrán	SPA	Beon	197,3	193,5	193,0	193,0	193,0	194,0	197,3
75 MUÑOZ,Sergio	SPA	Honda	197,3	197,3	196,7	195,7	194,6	196,3	197,3
33 VALLE,Daniel	SPA	Beon	197,3	197,3	196,7	196,2	196,2	196,7	197,3
5 PEREZ,Francesc	SPA	Beon	197,3	196,7	195,7	195,1	195,1	196,0	197,3
13 VIETTI,Celestino	ITA	RMU Moto	196,7	196,2	193,5	192,5	192,5	194,3	196,7
19 RODRIGUEZ,Victor	SPA	Beon	196,7	195,7	193,5	193,0	191,5	194,1	196,7
27 PEREZ,Alex	SPA	Beon	196,7	196,2	195,7	194,6	194,1	195,4	196,7
48 DIAZ,Joan	SPA	MIR Racing	196,7	194,1	193,5	193,0	193,0	194,1	196,7
76 GIRAL,Julián	SPA	Beon	196,7	196,7	195,1	194,6	194,6	195,6	196,7
23 GARCIA,Alejandro	SPA	MIR Racing	196,2	192,5	190,0	189,5	189,0	191,4	196,2
79 STACEY,Storm	GBR	Beon	196,2	194,6	194,6	194,1	193,5	194,6	196,2
30 TORRES,Lucas	BRA	Beon	195,7	193,5	193,0	192,5	192,5	193,5	195,7
99 TATAY,Carlos	SPA		195,1	194,6	194,1	193,0	192,0	193,8	195,1
43 GARCIA,Steward	COL	Metrakit	194,1	194,1	193,0	192,5	192,5	193,2	194,1
9 GOMEZ,Francisco	SPA	Beon	193,5	192,0	192,0	191,0	190,5	191,8	193,5
93 POMARES,Luis M.	SPA	Honda	193,0	191,5	191,5	191,0	190,0	191,4	193,0
10 IÑIGUEZ,Adam	SPA		191,0	190,0	190,0	190,0	189,5	190,1	191,0
89 FRANCO,Angelo	VEN	Beon	190,5	186,5	186,5	186,5	185,1	187,0	190,5
34 NAVARRO,Gino	SPA	BMS	190,0	188,0	187,0	186,5	185,1	187,3	190,0
91 ANDUJAR,Aitor	SPA	Moriwaki	190,0	189,0	189,0	187,0	186,5	188,3	190,0
7 HODGE,Josh	GBR	Beon	184,1	183,7	183,2	180,9	180,9	182,6	184,1



CRONOCIRCUIT: oscar.gutierrez@circuitvalencia.com



Circuit de la C. Valenciana

12 - 13 September 2015

Circuit de la C. Valenciana

CEV.Circuit

ANALISIS PIT Qualifying Practice 1 PreMoto3

5 PEREZ,Francesc Team ETG Racing Time IN Time OUT GAP Lap 09:15:41,532 09:17:36,171 00:01:54,639 8 Num. P. 1 Total in PIT: 00:01:54,639	27 PEREZ,Alex Team Blumag HMA R. Time IN Time OUT GAP Lap 09:16:16,780 09:17:22,409 00:01:05,629 8 Num. P. 1 Total in PIT: 00:01:05,629	77 CASTAÑO,Pedro J. Team Cuna Campeones Time IN Time OUT GAP Lap 09:14:35,431 09:20:53,390 00:06:17,959 7 Num. P. 1 Total in PIT: 00:06:17,959
7 HODGE,Josh Team Case Construction Time IN Time OUT GAP Lap 09:15:28,796 09:16:35,911 00:01:07,115 8 Num. P. 1 Total in PIT: 00:01:07,115	30 TORRES,Lucas Team School Estrella Gali Time IN Time OUT GAP Lap 09:13:42,347 09:16:28,822 00:02:46,475 7 Num. P. 1 Total in PIT: 00:02:46,475	79 STACEY,Storm Team Fau55 Racing Time IN Time OUT GAP Lap 09:10:16,085 09:11:49,399 00:01:33,314 5 Num. P. 1 Total in PIT: 00:01:33,314
9 GOMEZ,Francisco Team Eurotradis VHC Time IN Time OUT GAP Lap 09:17:07,451 09:19:01,258 00:01:53,807 9 Num. P. 1 Total in PIT: 00:01:53,807	33 VALLE,Daniel Team Blumag HMA R. Time IN Time OUT GAP Lap 09:11:52,755 09:18:59,129 00:07:06,374 6 Num. P. 1 Total in PIT: 00:07:06,374	89 FRANCO,Angelo Team Zeroproject Time IN Time OUT GAP Lap 09:10:39,141 09:12:04,415 00:01:25,274 5 09:21:38,800 09:22:48,931 00:01:10,131 10 09:26:54,898 ... 12 Num. P. 3 Total in PIT: 00:02:35,405
13 VIETTI,Celestino Team RMU Racing Time IN Time OUT GAP Lap 09:14:59,913 09:16:16,823 00:01:16,910 8 Num. P. 1 Total in PIT: 00:01:16,910	34 NAVARRO,Gino Team GNB Sport OXD Time IN Time OUT GAP Lap 09:09:49,482 09:14:37,927 00:04:48,445 5 Num. P. 1 Total in PIT: 00:04:48,445	91 ANDUJAR,Aitor Team Tuits J.Ferez Time IN Time OUT GAP Lap 09:13:30,105 09:15:53,156 00:02:23,051 6 Num. P. 1 Total in PIT: 00:02:23,051
16 GARCIA,José J. Team Fau55 Racing Time IN Time OUT GAP Lap 09:16:21,470 09:18:49,981 00:02:28,511 8 Num. P. 1 Total in PIT: 00:02:28,511	45 ROUGE,Clement Team Team C-Racer Time IN Time OUT GAP Lap 09:14:20,679 09:17:22,814 00:03:02,135 7 Num. P. 1 Total in PIT: 00:03:02,135	99 TATAY,Carlos Team Ajevo RT Time IN Time OUT GAP Lap 09:07:03,600 09:11:51,958 00:04:48,358 3 09:19:18,121 09:20:54,722 00:01:36,601 7 Num. P. 2 Total in PIT: 00:06:24,959
18 GONZALEZ,Manuel Team Team MS Time IN Time OUT GAP Lap 09:02:09,212 09:05:23,087 00:03:13,875 1 09:12:46,106 09:14:39,013 00:01:52,907 5 09:20:17,740 ... 8 Num. P. 3 Total in PIT: 00:05:06,782	47 HERNANDEZ,Ferrán Team ETG Racing Time IN Time OUT GAP Lap 09:16:45,431 09:17:46,723 00:01:01,292 9 Num. P. 1 Total in PIT: 00:01:01,292	
21 LOPEZ,Alonso Team School Estrella Gali Time IN Time OUT GAP Lap 09:14:29,378 09:17:19,600 00:02:50,222 7 Num. P. 1 Total in PIT: 00:02:50,222	48 DIAZ,Joan Team Cuna Campeones Time IN Time OUT GAP Lap 09:13:43,613 09:14:12,060 00:00:28,447 6 Num. P. 1 Total in PIT: 00:00:28,447	
23 GARCIA,Alejandro Team Cuna Campeones Time IN Time OUT GAP Lap 09:15:13,824 09:18:17,342 00:03:03,518 6 Num. P. 1 Total in PIT: 00:03:03,518	52 ALCOBA,Jeremy Team School Estrella Gali Time IN Time OUT GAP Lap 09:09:51,139 09:13:51,758 00:04:00,619 5 Num. P. 1 Total in PIT: 00:04:00,619	
25 VERDOIA,Andy Team Team Verdoia Time IN Time OUT GAP Lap 09:14:24,107 09:21:27,478 00:07:03,371 7 Num. P. 1 Total in PIT: 00:07:03,371	76 GIRAL,Julián Team Targobank MS Time IN Time OUT GAP Lap 09:11:02,991 09:14:59,713 00:03:56,722 6 Num. P. 1 Total in PIT: 00:03:56,722	
26 PARRA,Miguel Team School Estrella Gali Time IN Time OUT GAP Lap		



CRONOCIRCUIT: oscar.gutierrez@circuitvalencia.com