



CEV.Circuit

12 - 13 September 2015

Laps: 13

Circuit de la C.Valenciana
Length: 4005 metros

Results

Race Moto3

Pos.	N.	Rider	Team	Motorcycle	Nat.	Laps	Time	Best Lap	iL	Gap	Interval	Speed	Tyr.	Pt.	Cat.
1	67	RIU, Gerard	42 Motorsport	KTM	SPA	13	22:25,590	01:42,546	3			139,36	Du	25	CE
2	16	RUIZ, Alejandro	Proccasas-42 MS	KTM	SPA	13	22:25,856	01:42,475	5	00:00,266	00:00,266	139,36	Du	20	CE
3	71	FOGGIA, Dennis	RMU Racing	RMU Moto	ITA	13	22:27,236	01:42,555	4	00:01,646	00:01,380	139,15	Du	16	CE
4	70	ALCOBA, Marc	Honda RACC	Honda	SPA	13	22:27,496	01:42,408	4	00:01,906	00:00,260	139,15	Du	13	CE
5	37	BORNER, Alex	Proccasas-42 MS	KTM	SPA	13	22:44,687	01:43,572	4	00:19,097	00:17,191	137,41	Du	11	CE
6	41	KAUSCH, Jarno	Pinamoto RS-DMC	KTM	SUI	13	22:51,705	01:44,177	4	00:26,115	00:07,018	136,71	Du	10	CE
7	52	SOLER, Pedro	Bullit Cuna Campeone	Mir Racing	SPA	13	22:56,499	01:44,856	13	00:30,909	00:04,794	136,22	Du	9	CE MD
8	33	BERNET, Jeremy	Honda RACC	Honda	SPA	13	22:57,254	01:44,698	6	00:31,664	00:00,755	136,12	Du	8	CE
9	72	GALLEGO, Lucas	CRT Racing	Honda	SPA	13	23:24,129	01:46,591	2	00:58,539	00:26,875	133,5	Du	7	CE
Not Classified															
.	21	PEREZ, Vicente	Blumag HMA R.	BEON	SPA	6	10:24,384	01:42,411	3	-7 Lap	-7 Lap	138,63	Du		CE MD
.	24	GREGORIO, Matthieu	Fort Racing T.	Honda	FRA	6	11:48,774	01:47,887	2	-7 Lap	01:24,390	122,19	Du		CE
.	66	GARZO, Héctor	Honda RACC	Honda	SPA	4	06:59,282	01:42,424	3	-9 Lap	-2 Lap	137,64	Du		CE MD
.	63	COUPE, Mickael	Team PMS	Honda	FRA	1	11:51,577	FIRST LAP	1	-12 Lap	-3 Lap	20,28	Du		CE

Best Lap: Rider 70 - ALCOBA, Marc - Time: 01:42,408 at 140,79 Km/h

Circuit de la C.Valenciana

Final Official

Provisional Official

Length: 4005 Hour: 12:10:00

JURY:

C.of the Course:

C.Timekeeper:

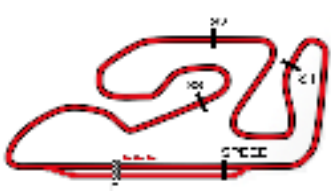
Hour:

Hour:

Hour: 12:35:37



CRONOCIRCUIT: oscar.gutierrez@circuitvalencia.com



CEV.Circuit

12 - 13 September 2015

Laps: 13

Circuit de la C.Valenciana
Length: 4005 metros

Results MD

Race Moto3

Pos.	N.	Rider	Team	Motorcycle	Nat.	Laps	Time	Best Lap	iL	Gap	Interval	Speed	Tyr.	Pt.	Cat.
1	52	SOLER,Pedro	Bullit Cuna Campeone	Mir Racing	SPA	13	22:56.499	01:44.856	13			136.17	Du	25	CE MD
		<i>Not Classified</i>													
2	21	PEREZ,Vicente	Blumaq HMA R.	BEON	SPA	6	10:24.384	01:42.411	3	-7 Lap	-7 Lap	138.55	Du		CE MD
3	66	GARZO,Héctor	Honda RACC	Honda	SPA	4	06:59.282	01:42.424	3	-9 Lap	-2 Lap	137.55	Du		CE MD

Best Lap: Rider 21 - PEREZ,Vicente - Time: 01:42,411 at 140,79 Km/h

Circuit de la C.Valenciana

Final Official

Provisional Official

Length: 4005 Hour: 12:10:00

JURY:

C.of the Course:

C.Timekeeper:

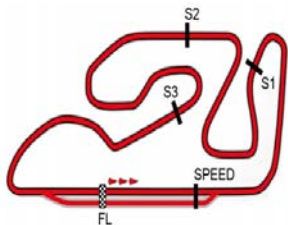
Hour:

Hour:

Hour: 12:38:08



CRONOCIRCUIT: oscar.gutierrez@circuitvalencia.com



Circuit de la C. Valenciana

12 - 13 September 2015

Circuit de la C. Valenciana

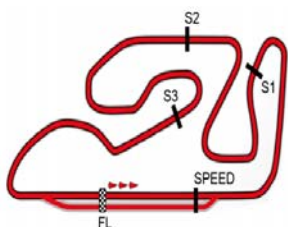
CEV.Circuit

VUELTA A VUELTA SECTORES Race Moto3

Table with multiple sections for riders: 16 - RUIZ,Alejandro, 21 - PEREZ,Vicente, 24 - GREGORIO,Matthieu, 33 - BERNET,Jeremy, 37 - BORNER,Alex, 41 - KAUSCH,Jarno, 52 - SOLER,Pedro, 63 - COUPE,Mickael, 66 - GARZO,Héctor, 67 - RIU,Gerard. Each section includes a header with P.Vmax and T. Ideal, and a table with columns for V. Tiempo, Sector 1-4, V.Max, and Hora.



CRONOCIRCUIT: oscar.gutierrez@circuitvalencia.com



Circuit de la C. Valenciana

12 - 13 September 2015

Circuit de la C. Valenciana

CEV.Circuit

VUELTA A VUELTA SECTORES Race Moto3

13 01:43,274 00:23,717 00:26,987 00:23,481 00:29,089 211,76 12:32:31

70 - ALCOBA, Marc P.Vmax: 4 T. Ideal: 01:42,194

V. Tiempo	Sector 1	Sector 2	Sector 3	Sector 4	V.Max	Hora
1 FIRST LAP	00:30,557	00:27,428	00:23,451	00:28,905	155,84	12:11:56
2 01:43,616	00:23,543	00:27,142	00:24,076	00:28,855	210,53	12:13:39
3 01:42,556	00:23,328	00:26,893	00:23,393	00:28,942	213,02	12:15:22
4 01:42,408	00:23,365	00:26,719	00:23,362	00:28,962	213,02	12:17:04
5 01:42,572	00:23,478	00:26,718	00:23,414	00:28,962	211,14	12:18:47
6 01:43,150	00:23,859	00:26,710	00:23,598	00:28,983	205,13	12:20:30
7 01:43,654	00:23,589	00:26,951	00:23,590	00:29,524	209,91	12:22:14
8 01:42,887	00:23,780	00:26,755	00:23,508	00:28,844	204,55	12:23:57
9 01:43,296	00:23,716	00:26,856	00:23,720	00:29,004	205,13	12:25:40
10 01:42,851	00:23,676	00:26,957	00:23,312	00:28,906	211,14	12:27:23
11 01:43,190	00:23,481	00:27,143	00:23,495	00:29,071	213,02	12:29:06
12 01:43,195	00:23,470	00:26,913	00:23,554	00:29,258	214,29	12:30:49
13 01:43,780	00:23,756	00:27,098	00:23,400	00:29,526	209,91	12:32:33

71 - FOGGIA, Dennis P.Vmax: 6 T. Ideal: 01:42,328

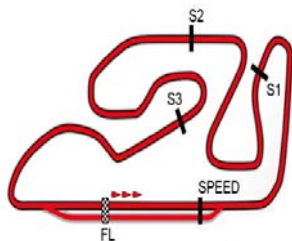
V. Tiempo	Sector 1	Sector 2	Sector 3	Sector 4	V.Max	Hora
1 FIRST LAP	00:30,571	00:27,323	00:23,755	00:29,018	162,16	12:11:56
2 01:42,951	00:23,543	00:26,937	00:23,504	00:28,967	212,39	12:13:39
3 01:43,516	00:23,570	00:26,854	00:24,306	00:28,786	213,65	12:15:22
4 01:42,555	00:23,484	00:26,661	00:23,416	00:28,994	211,76	12:17:05
5 01:43,028	00:23,783	00:26,804	00:23,402	00:29,039	211,76	12:18:48
6 01:42,702	00:23,643	00:26,718	00:23,417	00:28,924	210,53	12:20:31
7 01:43,209	00:23,558	00:26,820	00:23,664	00:29,167	212,39	12:22:14
8 01:42,943	00:23,688	00:26,867	00:23,558	00:28,830	211,76	12:23:57
9 01:42,699	00:23,592	00:26,656	00:23,582	00:28,869	211,76	12:25:40
10 01:42,800	00:23,652	00:26,739	00:23,410	00:28,999	210,53	12:27:22
11 01:43,285	00:23,606	00:27,200	00:23,453	00:29,026	210,53	12:29:06
12 01:43,310	00:23,522	00:26,960	00:23,514	00:29,314	209,30	12:30:49
13 01:43,571	00:23,689	00:27,004	00:23,645	00:29,233	209,30	12:32:33

72 - GALLEGO, Lucas P.Vmax: 9 T. Ideal: 01:46,246

V. Tiempo	Sector 1	Sector 2	Sector 3	Sector 4	V.Max	Hora
1 FIRST LAP	00:31,767	00:28,090	00:24,703	00:30,216	162,90	12:12:00
2 01:46,591	00:24,511	00:27,668	00:24,353	00:30,059	206,90	12:13:47
3 01:46,734	00:24,609	00:27,843	00:24,380	00:29,902	205,71	12:15:33
4 01:47,112	00:24,323	00:27,890	00:24,720	00:30,179	204,55	12:17:21
5 01:46,706	00:24,470	00:27,780	00:24,399	00:30,057	202,25	12:19:07
6 01:47,671	00:24,658	00:28,124	00:24,527	00:30,362	200,56	12:20:55
7 01:48,502	00:24,597	00:28,145	00:25,521	00:30,239	203,39	12:22:43
8 01:47,416	00:24,665	00:28,029	00:24,668	00:30,054	201,68	12:24:31
9 01:47,470	00:24,544	00:28,049	00:24,653	00:30,224	202,82	12:26:18
10 01:47,669	00:24,422	00:28,065	00:24,855	00:30,327	201,68	12:28:06
11 01:47,595	00:24,642	00:28,167	00:24,578	00:30,208	203,97	12:29:54
12 01:47,784	00:24,553	00:28,122	00:24,800	00:30,309	204,55	12:31:41
13 01:48,103	00:24,715	00:28,315	00:24,743	00:30,330	202,82	12:33:29



CRONOCIRCUIT: oscar.gutierrez@circuitvalencia.com



Circuit de la C.Valenciana

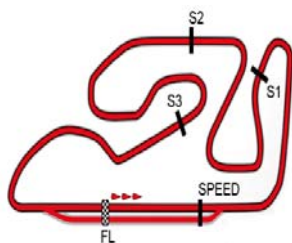
CEV.Circuit

Análisis por vuelta Race Moto3

Lap: 1			Lap: 5			Lap: 10		
Num	Tiempo	GAP	Num	Tiempo	GAP	Num	Tiempo	GAP
21	FIRST LAP		67	01:42,943		67	01:42,703	
16	FIRST LAP	0,158	70	01:42,572	0,037	71	01:42,800	0,387
67	FIRST LAP	0,398	21	01:42,901	0,086	16	01:42,820	0,440
70	FIRST LAP	0,418	16	<i>01:42,475</i>	0,221	70	01:42,851	0,648
71	FIRST LAP	0,744	71	01:43,028	1,261	37	01:44,778	12,061
66	FIRST LAP	1,301	37	01:44,167	4,828	70	01:45,093	17,825
37	FIRST LAP	1,320	41	01:44,259	8,439	41	01:45,056	23,810
52	FIRST LAP	2,517	52	01:45,747	12,483	52	01:45,056	23,810
41	FIRST LAP	2,817	33	01:45,336	13,116	33	01:45,403	24,147
33	FIRST LAP	4,359	72	01:46,706	20,463	72	01:47,669	43,964
72	FIRST LAP	4,853	24	01:52,723	33,951			
24	FIRST LAP	6,909						
Lap: 2			Lap: 6			Lap: 11		
Num	Tiempo	GAP	Num	Tiempo	GAP	Num	Tiempo	GAP
16	01:43,110		21	01:42,842		67	01:42,849	
21	01:43,299	0,031	70	01:43,150	0,259	16	01:43,179	0,770
67	01:42,999	0,129	67	01:43,324	0,396	71	01:43,285	0,823
71	01:42,951	0,427	16	01:43,175	0,468	71	01:43,285	0,823
70	01:43,616	0,766	71	01:42,702	1,035	70	01:43,190	0,989
66	01:42,917	0,950	37	01:44,320	6,220	37	01:45,229	14,441
37	01:43,595	1,647	41	01:44,499	10,010	41	01:45,480	20,456
41	01:44,452	4,001	52	01:45,041	14,596	52	01:45,823	26,784
52	01:45,306	4,555	33	<i>01:44,698</i>	14,886	33	01:45,771	27,069
33	01:45,176	6,267	72	01:47,671	25,206	72	01:47,595	48,710
72	<i>01:46,591</i>	8,176	24	PIT	01:24,3			
24	<i>01:47,887</i>	11,528	63	FIRST LAP	01:27,1			
Lap: 3			Lap: 7			Lap: 12		
Num	Tiempo	GAP	Num	Tiempo	GAP	Num	Tiempo	GAP
21	<i>01:42,411</i>		70	01:43,654		67	01:42,784	
67	<i>01:42,546</i>	0,233	67	01:43,543	0,026	16	01:42,631	0,617
16	01:42,990	0,548	16	01:43,625	0,180	71	01:43,310	1,349
70	01:42,556	0,880	71	01:43,209	0,331	70	01:43,195	1,400
66	<i>01:42,424</i>	0,932	37	01:44,441	6,748	37	01:45,548	17,205
71	01:43,516	1,501	41	01:44,993	11,090	41	01:45,975	23,647
37	01:43,707	2,912	52	01:45,513	16,196	52	01:45,327	29,327
41	01:44,267	5,826	33	01:45,244	16,217	33	01:45,470	29,755
52	01:45,263	7,376	72	01:48,502	29,795	72	01:47,784	53,710
33	01:45,060	8,885						
72	01:46,734	12,468	Lap: 8			Lap: 13		
24	01:48,071	17,157	Num	Tiempo	GAP	Num	Tiempo	GAP
Lap: 4			67	01:42,802		67	01:43,274	
Num	Tiempo	GAP	70	01:42,887	0,059	16	01:42,923	0,266
67	01:42,647		16	01:42,778	0,130	71	01:43,571	1,646
21	01:43,008	0,128	71	01:42,943	0,446	70	01:43,780	1,906
70	<i>01:42,408</i>	0,408	37	01:44,362	8,282	37	01:45,166	19,097
16	01:43,021	0,689	41	01:45,060	13,322	41	01:45,742	26,115
66	01:42,717	0,769	52	01:45,651	19,019	52	<i>01:44,856</i>	30,909
71	<i>01:42,555</i>	1,176	33	01:45,676	19,065	33	01:45,183	31,664
37	<i>01:43,572</i>	3,604	72	01:47,416	34,383	72	01:48,103	58,539
41	<i>01:44,177</i>	7,123	Lap: 9					
52	01:45,183	9,679	Num	Tiempo	GAP			
33	01:44,718	10,723	67	01:42,855				
72	01:47,112	16,700	71	01:42,699	0,290			
24	01:49,894	24,171	16	01:43,048	0,323			
			70	01:43,296	0,500			
			37	01:44,559	9,986			
			41	01:44,968	15,435			



CRONOCIRCUIT: oscar.gutierrez@circuitvalencia.com



Circuit de la C.Valenciana

12 - 13 September 2015

Circuit de la C.Valenciana

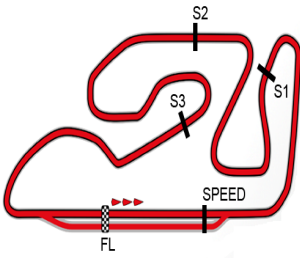
CEV.Circuit

Velocidades máximas Race Moto3

Piloto	Nacionalidad/Res.	Marca	Mejores 5 velocidades máx.					Media	Máx.
67 RIU, Gerard	SPA	KTM	217,5	216,9	216,9	214,9	213,6	216,0	217,5
16 RUIZ, Alejandro	SPA	KTM	216,9	214,9	214,9	213,6	213,0	214,7	216,9
21 PEREZ, Vicente	SPA	BEON	216,2	213,0	211,1	211,1	210,5	212,4	216,2
70 ALCOBA, Marc	SPA	Honda	214,3	213,0	213,0	213,0	211,1	212,9	214,3
66 GARZO, Héctor	SPA	Honda	214,3	211,8	208,1	158,9		198,3	214,3
71 FOGGIA, Dennis	ITA	RMU Moto	213,6	212,4	212,4	211,8	211,8	212,4	213,6
41 KAUSCH, Jarno	SUI	KTM	213,6	210,5	209,3	209,3	208,7	210,3	213,6
37 BORNER, Alex	SPA	KTM	211,8	209,3	209,3	209,3	209,3	209,8	211,8
72 GALLEGO, Lucas	SPA	Honda	206,9	205,7	204,5	204,5	204,0	205,1	206,9
52 SOLER, Pedro	SPA	Mir Racing	205,7	205,1	202,8	202,8	202,2	203,7	205,7
33 BERNET, Jeremy	SPA	Honda	205,7	205,1	204,5	204,0	203,4	204,5	205,7
24 GREGORIO, Matthieu	FRA	Honda	203,4	199,4	198,9	197,3	186,0	197,0	203,4
63 COUPE, Mickael	FRA	Honda							



CRONOCIRCUIT: oscar.gutierrez@circuitvalencia.com



Circuit de la C.Valenciana

12 - 13 September 2015

Circuit de la C.Valenciana

CEV.Circuit

ANALISIS PIT Race Moto3

24 GREGORIO,Matthieu			
Team Fort Racing T.			
Time IN	Time OUT	GAP	Lap
12:21:54,626	...		6
Num. P. 1		Total in PIT:	



CRONOCIRCUIT: oscar.gutierrez@circuitvalencia.com