

# MotoDes



## CEV.Circuit

12 - 13 September 2015

Circuit de la C. Valenciana

Length: 4005 metros

### Results

### Qualifying Practice 2 Moto3

Pos.	N.	Rider	Team	Motorcycle	Nat.	Best Lap	iL	Laps	Gap	Interval	Speed	Tyr.	Cat.
1	70	ALCOBA, Marc	Honda RACC	Honda	SPA	<b>01:43,129</b>	11	11			139,81	Du	CE
2	67	RIU, Gerard	42 Motorsport	KTM	SPA	01:43,147	10	12	00:00,018	00:00,018	139,78	Du	CE
3	16	RUIZ, Alejandro	Proccasaca-42 MS	KTM	SPA	01:43,311	9	13	00:00,182	00:00,164	139,56	Du	CE
4	21	PEREZ, Vicente	Blumag HMA R.	BEON	SPA	01:43,376	5	13	00:00,247	00:00,065	139,47	Du	CE
5	66	GARZO, Héctor	Honda RACC	Honda	SPA	01:43,379	11	11	00:00,250	00:00,003	139,47	Du	CE
6	71	FOGGIA, Dennis	RMU Racing	RMU Moto	ITA	01:43,712	12	13	00:00,583	00:00,333	139,02	Du	CE
7	41	KAUSCH, Jarno	Pinamoto RS-DMC	KTM	SUI	01:44,300	9	10	00:01,171	00:00,588	138,24	Du	CE
8	37	BORNER, Alex	Proccasaca-42 MS	KTM	SPA	01:44,594	6	10	00:01,465	00:00,294	137,85	Du	CE
9	33	BERNET, Jeremy	Honda RACC	Honda	SPA	01:44,850	8	11	00:01,721	00:00,256	137,51	Du	CE
10	24	GREGORIO, Matthieu	Fort Racing T.	Honda	FRA	01:45,826	11	12	00:02,697	00:00,976	136,24	Du	CE
11	52	SOLER, Pedro	Bullit Cuna Campeone	Mir Racing	SPA	01:46,483	8	10	00:03,354	00:00,657	135,4	Du	CE
12	63	COUPE, Mickael	Team PMS	Honda	FRA	01:47,965	4	4	00:04,836	00:01,482	133,54	Du	CE

Circuit de la C. Valenciana

Final Official

Provisional Official

Length: 4005 m. Hour: 16:24

JURY:

C.of the Course:

C.Timekeeper:


Hour:

Hour:

Hour: 16:52:01



CRONOCIRCUIT: oscar.gutierrez@circuitvalencia.com



**MotoDes**



**CEV.Circuit**

12 - 13 September 2015

Circuit de la C.Valenciana  
Length: 4005 metros

**Combined**

**Moto3**

Pos.	N.	Rider	Team	Motorcycle	Nat.	Time	Gap	Qualif. 1	iL	nL	Qualif. 2	iL	nL	TL	Tyr.	Cat.
1	70	ALCOBA, Marc	Honda RACC	Honda	SPA	<b>01:42,904</b>		<b>01:42,904</b>	11	11	01:43,129	11	11	22	Du	CE
2	16	RUIZ, Alejandro	Proccercasa-42 MS	KTM	SPA	01:43,013	00:00,109	<b>01:43,013</b>	9	11	01:43,311	9	13	24	Du	CE
3	67	RIU, Gerard	42 Motorsport	KTM	SPA	01:43,044	00:00,140	<b>01:43,044</b>	4	13	01:43,147	10	12	25	Du	CE
4	21	PEREZ, Vicente	Blumag HMA R.	BEON	SPA	01:43,376	00:00,472	01:43,774	2	2	<b>01:43,376</b>	5	13	15	Du	CE
5	66	GARZO, Héctor	Honda RACC	Honda	SPA	01:43,379	00:00,475	01:43,392	10	10	<b>01:43,379</b>	11	11	21	Du	CE
6	71	FOGGIA, Dennis	RMU Racing	RMU Moto	ITA	01:43,712	00:00,808	01:43,727	5	13	<b>01:43,712</b>	12	13	26	Du	CE
7	37	BORNER, Alex	Proccercasa-42 MS	KTM	SPA	01:43,876	00:00,972	<b>01:43,876</b>	5	12	01:44,594	6	10	22	Du	CE
8	41	KAUSCH, Jarno	Pinamoto RS-DMC	KTM	SUI	01:44,300	00:01,396	01:44,323	4	11	<b>01:44,300</b>	9	10	21	Du	CE
9	33	BERNET, Jeremy	Honda RACC	Honda	SPA	01:44,850	00:01,946	01:45,016	8	10	<b>01:44,850</b>	8	11	21	Du	CE
10	24	GREGORIO, Matthieu	Fort Racing T.	Honda	FRA	01:45,826	00:02,922	01:46,111	9	10	<b>01:45,826</b>	11	12	22	Du	CE
11	72	GALLEGO, Lucas	CRT Racing	Honda	SPA	01:46,131	00:03,227	<b>01:46,131</b>	7	9				9	Du	CE
12	63	COUPE, Mickael	Team PMS	Honda	FRA	01:46,422	00:03,518	<b>01:46,422</b>	2	3	01:47,965	4	4	7	Du	CE
13	52	SOLER, Pedro	Bullit Cuna Campeone	Mir Racing	SPA	01:46,478	00:03,574	<b>01:46,478</b>	4	4	01:46,483	8	10	14	Du	CE

Circuit de la C.Valenciana

Final Official

Provisional Official

Length: 4005

Hour: 16:25:00

**JURY:**

Hour:

**C.of the Course:**

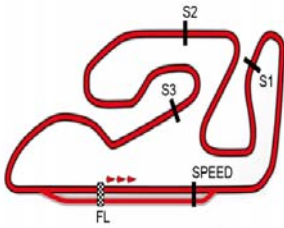
Hour:

**C.Timekeeper:**

Hour: 16:53:08



CRONOCIRCUIT: oscar.gutierrez@circuitvalencia.com



Circuit de la C.Valenciana

12 - 13 September 2015

Circuit de la C.Valenciana

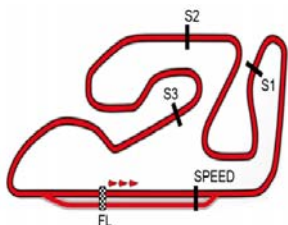
CEV.Circuit

VUELTA A VUELTA SECTORES Qualifying Practice 2 Moto3

Table with columns for rider name, P.Vmax, T. Ideal, and lap-by-lap timing for sectors 1-4 and V.Max/Hora. Riders include RUIZ, Alejandro; BORNER, Alex; PEREZ, Vicente; GREGORIO, Matthieu; BERNET, Jeremy; KAUSCH, Jarno; SOLER, Pedro; COUPE, Mickael; and GARZO, Héctor.



CRONOCIRCUIT: oscar.gutierrez@circuitvalencia.com



Circuit de la C. Valenciana

12 - 13 September 2015

Circuit de la C. Valenciana

**CEV.Circuit**

**VUELTA A VUELTA SECTORES Qualifying Practice 2 Moto3**

67 - RIU, Gerard		P.Vmax: 5		T. Ideal: 01:42,945	
------------------	--	-----------	--	---------------------	--

V. Tiempo	Sector 1	Sector 2	Sector 3	Sector 4	V.Max	Hora
1	START	02:59,672	00:29,883	00:25,976	00:29,447	16:29:23
2	01:46,343	00:25,439	00:27,702	00:24,502	00:28,700	205,13 16:31:10
3	01:44,210	00:25,038	00:27,179	00:23,814	00:28,179	207,49 16:32:54
4	01:43,512	00:24,777	00:26,947	00:23,661	00:28,127	207,49 16:34:37
5	01:43,634	00:24,869	00:26,963	00:23,633	00:28,169	206,90 16:36:21
6	PIT	00:25,290	00:27,262	00:24,095	00:34,905	206,30 16:38:13
7	04:35,155	03:14,108	00:28,616	00:24,074	00:28,357	16:42:48
8	01:43,194	00:24,712	00:26,888	<b>00:23,481</b>	00:28,113	207,49 16:44:31
9	01:44,913	00:25,456	00:27,442	00:23,859	00:28,156	<b>208,70</b> 16:46:16
10	<b>01:43,147</b>	<b>00:24,628</b>	00:26,890	00:23,610	00:28,019	<b>208,70</b> 16:47:59
11	01:43,210	00:24,664	00:26,939	00:23,556	00:28,051	<b>208,70</b> 16:49:42
12	01:43,179	00:24,733	<b>00:26,885</b>	00:23,610	<b>00:27,951</b>	<b>208,70</b> 16:51:25

70 - ALCOBA, Marc		P.Vmax: 8		T. Ideal: 01:43,129	
-------------------	--	-----------	--	---------------------	--

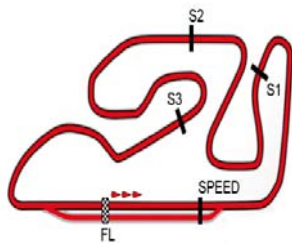
V. Tiempo	Sector 1	Sector 2	Sector 3	Sector 4	V.Max	Hora
1	START	00:33,728	00:29,720	00:24,882	00:29,921	16:26:57
2	01:46,399	00:25,623	00:27,911	00:24,008	00:28,857	200,56 16:28:43
3	01:45,756	00:25,511	00:27,341	00:24,114	00:28,790	197,26 16:30:29
4	01:45,227	00:25,160	00:27,424	00:23,856	00:28,787	201,68 16:32:14
5	PIT	00:25,099	00:27,371	00:24,006	00:36,841	201,68 16:34:07
6	07:36,804	06:15,683	00:28,081	00:24,242	00:28,798	16:41:44
7	01:44,692	00:25,181	00:27,210	00:23,726	00:28,575	200,56 16:43:29
8	01:44,432	00:24,932	00:27,307	00:23,706	00:28,487	200,56 16:45:13
9	01:44,066	00:24,825	00:27,025	00:23,640	00:28,576	202,82 16:46:57
10	01:43,965	00:25,025	00:26,976	00:23,647	00:28,317	198,90 16:48:41
11	<b>01:43,129</b>	<b>00:24,623</b>	<b>00:26,844</b>	<b>00:23,587</b>	<b>00:28,075</b>	<b>204,55</b> 16:50:24

71 - FOGGIA, Dennis		P.Vmax: 9		T. Ideal: 01:43,682	
---------------------	--	-----------	--	---------------------	--

V. Tiempo	Sector 1	Sector 2	Sector 3	Sector 4	V.Max	Hora
1	START	01:48,970	00:33,205	00:28,328	00:31,649	16:28:20
2	01:47,510	00:26,010	00:28,101	00:24,509	00:28,890	200,00 16:30:08
3	NULL	00:25,412	00:27,368	00:23,974	00:28,590	201,68 16:31:53
4	01:44,569	00:25,213	00:27,169	00:23,867	00:28,320	201,68 16:33:38
5	01:44,296	00:24,991	00:27,017	00:23,828	00:28,460	201,68 16:35:22
6	PIT	00:25,089	00:27,002	00:23,658	00:33,122	201,12 16:37:11
7	02:32,258	01:12,809	00:27,357	00:23,712	00:28,380	16:39:43
8	01:44,296	00:25,104	00:27,049	00:23,803	00:28,340	201,12 16:41:28
9	01:44,161	00:24,985	00:27,014	00:23,702	00:28,460	202,82 16:43:12
10	NULL	00:25,140	00:27,176	00:23,723	00:28,463	<b>203,97</b> 16:44:56
11	01:44,239	00:25,013	<b>00:26,984</b>	00:23,862	00:28,380	203,39 16:46:40
12	<b>01:43,712</b>	<b>00:24,772</b>	00:27,012	<b>00:23,616</b>	00:28,312	<b>203,97</b> 16:48:24
13	01:43,942	00:24,938	00:27,050	00:23,644	<b>00:28,310</b>	<b>203,97</b> 16:50:08



CRONOCIRCUIT: oscar.gutierrez@circuitvalencia.com



Circuit de la C.Valenciana

12 - 13 September 2015

Circuit de la C.Valenciana

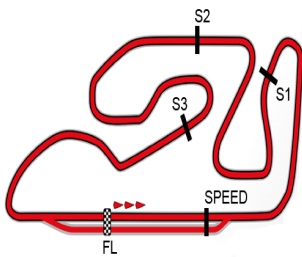
**CEV.Circuit**

**Velocidades máximas Qualifying Practice 2 Moto3**

Piloto	Nacionalidad/Res.	Marca	Mejores 5 velocidades máx.					Media	Máx.
24 GREGORIO,Matthieu	FRA	Honda	213,6	211,8	209,3	204,5	204,0	208,6	213,6
41 KAUSCH,Jarno	SUI	KTM	212,4	210,5	205,7	204,0	204,0	207,3	212,4
21 PEREZ,Vicente	SPA	BEON	211,1	207,5	206,9	206,3	205,7	207,5	211,1
16 RUIZ,Alejandro	SPA	KTM	209,3	209,3	209,3	208,7	208,1	208,9	209,3
67 RIU,Gerard	SPA	KTM	208,7	208,7	208,7	208,7	207,5	208,5	208,7
63 COUPE,Mickael	FRA	Honda	206,3	205,1	201,7			204,4	206,3
37 BORNER,Alex	SPA	KTM	205,1	205,1	204,5	204,0	203,4	204,4	205,1
70 ALCOBA,Marc	SPA	Honda	204,5	202,8	201,7	201,7	200,6	202,3	204,5
71 FOGGIA,Dennis	ITA	RMU Moto	204,0	204,0	204,0	203,4	202,8	203,6	204,0
33 BERNET,Jeremy	SPA	Honda	204,0	202,8	200,6	200,0	200,0	201,5	204,0
66 GARZO,Héctor	SPA	Honda	202,8	202,2	201,7	201,1	201,1	201,8	202,8
52 SOLER,Pedro	SPA	Mir Racing	198,9	198,9	198,3	197,8	197,3	198,2	198,9



CRONOCIRCUIT: oscar.gutierrez@circuitvalencia.com



Circuit de la C.Valenciana

**CEV.Circuit**

**ANALISIS PIT Qualifying Practice 2 Moto3**

16 RUIZ,Alejandro			
Team Proccercasa-42 MS			

Time IN	Time OUT	GAP	Lap
16:43:45,525	16:45:17,124	00:01:31,599	10
Num. P. 1		Total in PIT: 00:01:31,599	

21 PEREZ,Vicente			
Team Blumag HMA R.			

Time IN	Time OUT	GAP	Lap
16:35:59,816	16:38:01,952	00:02:02,136	6
Num. P. 1		Total in PIT: 00:02:02,136	

24 GREGORIO,Matthieu			
Team Fort Racing T.			

Time IN	Time OUT	GAP	Lap
16:27:22,416	16:28:25,218	00:01:02,802	1
16:37:30,231	16:39:23,262	00:01:53,031	6
16:43:02,477	16:43:33,067	00:00:30,590	8
Num. P. 3		Total in PIT: 00:03:26,423	

33 BERNET,Jeremy			
Team Honda RACC			

Time IN	Time OUT	GAP	Lap
16:34:08,505	16:39:58,743	00:05:50,238	5
Num. P. 1		Total in PIT: 00:05:50,238	

37 BORNER,Alex			
Team Proccercasa-42 MS			

Time IN	Time OUT	GAP	Lap
16:40:23,420	16:44:50,383	00:04:26,963	7
Num. P. 1		Total in PIT: 00:04:26,963	

41 KAUSCH,Jarno			
Team Pinamoto RS-DMC			

Time IN	Time OUT	GAP	Lap
16:36:50,259	16:43:36,779	00:06:46,520	6
Num. P. 1		Total in PIT: 00:06:46,520	

52 SOLER,Pedro			
Team Bullit Cuna Campeone			

Time IN	Time OUT	GAP	Lap
16:32:43,360	16:39:22,836	00:06:39,476	4
Num. P. 1		Total in PIT: 00:06:39,476	

66 GARZO,Héctor			
Team Honda RACC			

Time IN	Time OUT	GAP	Lap
16:34:08,091	16:39:59,819	00:05:51,728	5
Num. P. 1		Total in PIT: 00:05:51,728	

67 RIU,Gerard			
Team 42 Motorsport			

Time IN	Time OUT	GAP	Lap
16:38:13,006	16:41:02,608	00:02:49,602	6
Num. P. 1		Total in PIT: 00:02:49,602	

70 ALCOBA,Marc			
Team Honda RACC			

Time IN	Time OUT	GAP	Lap
---------	----------	-----	-----

16:34:07,727	16:39:59,298	00:05:51,571	5
Num. P. 1		Total in PIT: 00:05:51,571	

71 FOGGIA,Dennis			
Team RMU Racing			

Time IN	Time OUT	GAP	Lap
16:37:11,519	16:38:04,236	00:00:52,717	6
Num. P. 1		Total in PIT: 00:00:52,717	

