



MotoDes



CEV.Circuit

12 - 13 September 2015

Laps: 12

Circuit de la C.Valenciana

Length: 4005 metros

Results

Race Challenge80.Moto4

Pos.	N.	Rider	Team	Motorcycle	Nat.	Laps	Time	Best Lap	iL	Gap	Interval	Speed	Tyr.	Pt.	Cat.
1	7	BALTUS,Barry	Z.R.C. Francorchamps	Beon	BEL	12	22:42,304	01:51,696	9			127,03	Du	25	M4
2	96	HOLGADO,Daniel	DMC Junior T.	RMU Moto	SPA	12	22:43,017	01:52,091	10	00:00,713	00:00,713	126,94	Du	20	M4 MD
3	69	RUDA,Marcos	ETG Racing		SPA	12	22:43,496	01:52,034	10	00:01,192	00:00,479	126,94	Du	16	M4 MD
4	61	GARCIA,Iker	Cuna Campeones	MIR Racing	SPA	12	22:43,533	01:51,744	10	00:01,229	00:00,037	126,94	Du	13	M4
5	44	MATA,Mikel	Generali Arias-Fly	BMS	SPA	12	22:43,910	01:52,050	9	00:01,606	00:00,377	126,94	Du	11	M4
6	50	VOSTATEK,Ondrej	Blumag HMA R.	Beon	CZE	12	22:50,241	01:52,453	3	00:07,937	00:06,331	126,29	Du	10	M4 MD
7	16	DAVIS,Jamie W.	Fau55 Racing	RMU Moto	GBR	12	22:53,127	01:52,646	4	00:10,823	00:02,886	126,01	Du	9	M4 MD
8	10	GARCIA,Sergio	Team Igax	RMU Moto	SPA	12	22:53,322	01:53,260	3	00:11,018	00:00,195	126,01	Du	8	C80 MD
9	11	ESCRIG,Alex	Team Momn	RMU Moto	SPA	12	22:53,362	01:53,045	5	00:11,058	00:00,040	126,01	Du	7	C80 MD
10	31	FERNANDEZ,Adrián	DVRacing/Esc.Pilotos	RMU Moto	SPA	12	23:08,588	01:53,710	7	00:26,284	00:15,226	124,65	Du	6	C80
11	20	FALCONE,Vincent	TFC RACING	Beon	FRA	12	23:09,576	01:54,241	2	00:27,272	00:00,988	124,56	Du	5	M4
12	34	EZQUERRA,Pau	Pio Motorsport		SPA	12	23:09,668	01:54,315	8	00:27,364	00:00,092	124,56	Du	4	M4
13	15	ANGELONI,Edoardo	XC Tech	Honda	ITA	12	23:09,679	01:54,341	4	00:27,375	00:00,011	124,56	Du	3	M4
14	93	BERÇOT, Tom	PinaMoto RS DMC	Beon	FRA	12	23:09,933	01:54,128	10	00:27,629	00:00,254	124,56	Du	2	M4
15	58	IGLESIAS,Iñigo	DMT Team	RMU Moto	SPA	12	23:10,150	01:54,498	9	00:27,846	00:00,217	124,47	Du	1	C80
16	27	DIAZ,Alvaro	DMC Junior T.	RMU Moto	SPA	12	23:10,220	01:53,922	9	00:27,916	00:00,070	124,47	Du		C80 MD
17	57	BLACKWELL,Callum	Eurotradis VHC R.T.	Honda	GBR	12	23:14,496	01:54,421	7	00:32,192	00:04,276	124,11	Du		M4
18	19	MATA,Markel	Generali Arias-Fly	BMS	SPA	12	23:14,698	01:54,833	8	00:32,394	00:00,202	124,11	Du		M4
19	35	BAUER,Joshua	DVRacing	RMU Moto	GER	12	23:14,847	01:54,018	5	00:32,543	00:00,149	124,11	Du		C80
20	77	PEREZ,Andreas	WIN Racing		SPA	12	23:14,868	01:54,626	6	00:32,564	00:00,021	124,11	Du		C80
21	43	ARTIGAS,Xavier	Eliás	Toni Eliás	SPA	12	23:22,687	01:55,405	12	00:40,383	00:07,819	123,41	Du		M4
22	74	SAKO,Daijiro	XC Tech	RMU Moto	JPN	12	23:22,769	01:54,373	6	00:40,465	00:00,082	123,41	Du		C80
23	89	URIARTE,Marcos	DMC Junior T.	RMU Moto	SPA	12	23:28,417	01:54,546	9	00:46,113	00:05,648	122,88	Du		C80
24	75	CAUCHI,Ludovic	Team MRS	RMU Moto	FRA	12	23:32,545	01:56,102	4	00:50,241	00:04,128	122,53	Du		C80
25	99	VERA,Iker	Pio Motorsport		SPA	12	23:48,095	01:55,703	6	01:05,791	00:15,550	121,16	Du		M4
26	48	PLANQUES,Gabin	Plank	RMU Moto	FRA	12	23:56,147	01:58,037	4	01:13,843	00:08,052	120,48	Du		C80
27	70	WHATLEY,Joshua	Team Momn	RMU Moto	GBR	12	23:56,271	01:58,133	8	01:13,967	00:00,124	120,48	Du		C80
28	12	GOMEZ,Borja	Team Gómez		SPA	12	23:56,419	01:56,912	5	01:14,115	00:00,148	120,48	Du		C80 MD
29	30	JACINTO,Bruna	Asa/EB Motos	RMU Moto	POR	12	23:56,683	01:57,842	12	01:14,379	00:00,264	120,48	Du		C80
30	80	DE LAS HERAS,Jesús	Box 71 Racint Team	Honda	SPA	12	23:59,360	01:58,250	9	01:17,056	00:02,677	120,23	Du		M4 MD
Not Classified															
38		ESTURRADO,Vasco	Loulé Concelho	RMU Moto	POR	9	20:34,598	02:08,659	4	-3 Lap	-3 Lap	105,16	Du		C80
95		TURNER,Ross	Core MS Thailand	Honda	GBR	8	15:39,376	01:55,631	5	-4 Lap	-1 Lap	122,84	Du		M4
5		LOPEZ,Iker	JV Ribes T	RMU Moto	SPA	4	08:04,321	01:57,475	2	-8 Lap	-4 Lap	119,16	Du		C80 MD
4		GARCIA,Aarón	ETG Racing	Beon	SPA								Du		M4

Best Lap: Rider 7 - BALTUS,Barry - Time: 01:51,696 at 129,08 Km/h

Circuit de la C.Valenciana

Final Official

Provisional Official

Length: 4005

Hour: 11:00:00

JURY:

C.of the Course:

C.Timekeeper:

Hour:

Hour:

Hour: 11:27:41



CRONOCIRCUIT: oscar.gutierrez@circuitvalencia.com



CEV.Circuit

12 - 13 September 2015

Laps: 12

Circuit de la C.Valenciana
Length: 4005 metros

Results

Race Challenge80.Moto4

Table with columns: Pos., N., Rider, Team, Motorcycle, Nat., Laps, Time, Best Lap, iL, Gap, Interval, Speed, Tyr., Pt. Cat. Includes categories C80 and M4.

Best Lap: Rider 7 - BALTUS,Barry - Time: 01:51,696 at 129,08 Km/h

Circuit de la C.Valenciana

Final Official

Provisional Official

Length: 4005

Hour: 11:00:00

JURY:

C.of the Course:

C.Timekeeper:

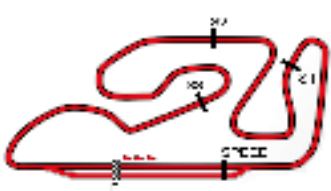
Hour:

Hour:

Hour: 11:29:19



CRONOCIRCUIT: oscar.gutierrez@circuitvalencia.com



CEV.Circuit

12 - 13 September 2015

Laps: 12

Circuit de la C.Valenciana
Length: 4005 metros

Results C80 MD

Race Challenge80.Moto4

Pos.	N.	Rider	Team	Motorcycle	Nat.	Laps	Time	Best Lap	iL	Gap	Interval	Speed	Tyr.	Pt.	Cat.
1	10	GARCIA,Sergio	Team Iqax	RMU Moto	SPA	12	22:53.322	01:53.260	3			125.98	Du	25	C80 MD
2	11	ESCRIG,Alex	Team Momn	RMU Moto	SPA	12	22:53.362	01:53.045	5	00:00.040	00:00.040	125.98	Du	20	C80 MD
3	27	DIAZ,Alvaro	DMC Junior T.	RMU Moto	SPA	12	23:10.220	01:53.922	9	00:16.898	00:16.858	124.45	Du	16	C80 MD
4	12	GOMEZ,Boria	Team Gómez		SPA	12	23:56.419	01:56.912	5	01:03.097	00:46.199	120.45	Du	13	C80 MD
Not Classified															
5	5	LOPEZ,Iker	JV Ribes T	RMU Moto	SPA	4	08:04.321	01:57.475	2	-8 Lap	-8 Lap	119,08	Du		C80 MD

Best Lap: Rider 11 - ESCRIG,Alex - Time: 01:53,045 at 127,54 Km/h

Circuit de la C.Valenciana

Final Official

Provisional Official

Length: 4005

Hour: 11:00:00

JURY:

C.of the Course:

C.Timekeeper:

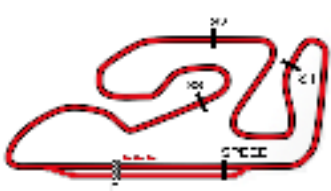
Hour:

Hour:

Hour: 11:31:51



CRONOCIRCUIT: oscar.gutierrez@circuitvalencia.com



CEV.Circuit

12 - 13 September 2015

Laps: 12

Circuit de la C.Valenciana
Length: 4005 metros

Results M4 MD

Race Challenge80.Moto4

Pos.	N.	Rider	Team	Motorcycle	Nat.	Laps	Time	Best Lap	iL	Gap	Interval	Speed	Tyr.	Pt.	Cat.
1	96	HOLGADO,Daniel	DMC Junior T.	RMU Moto	SPA	12	22:43.017	01:52.091	10			126.94	Du	25	M4 MD
2	69	RUDA.Marcos	ETG Racing		SPA	12	22:43.496	01:52.034	10	00:00.479	00:00.479	126.89	Du	20	M4 MD
3	50	VOSTATEK,Ondrej	Blumaq HMA R.	Beon	CZE	12	22:50.241	01:52.453	3	00:07.224	00:06.745	126.27	Du	16	M4 MD
4	16	DAVIS,Jamie W.	Fau55 Racing	RMU Moto	GBR	12	22:53.127	01:52.646	4	00:10.110	00:02.886	126	Du	13	M4 MD
5	80	DE LAS HERAS,Jesús	Box 71 Racint Team	Honda	SPA	12	23:59.360	01:58.250	9	01:16.343	01:06.233	120,2	Du	11	M4 MD

Best Lap: Rider 69 - RUDA,Marcos - Time: 01:52,034 at 128,69 Km/h

Circuit de la C.Valenciana

Final Official

Provisional Official

Length: 4005 Hour: 11:00:00

JURY:

C.of the Course:

C.Timekeeper:

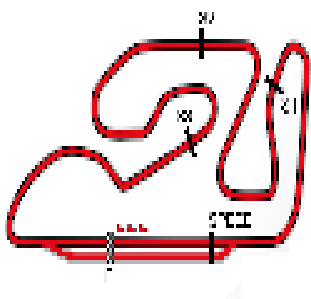
Hour:

Hour:

Hour: 11:33:20



CRONOCIRCUIT: oscar.gutierrez@circuitvalencia.com



Circuit de la C.Valenciana

12 - 13 September 2015

Circuit de la C.Valenciana

Race Challenge80.Moto4

LISTADO DEL PLANNING

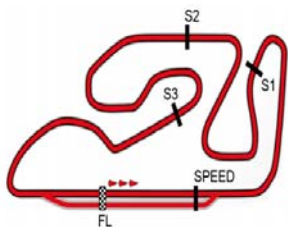
	V1	V2	V3	V4	V5	V6	V7	V8	V9	V10	V11	V12
7 - BALTUS,Barry	96	96	96	96	96	96	69	69	7	7	7	7
96 - HOLLGADO,Daniel	44	44	44	50	44	44	96	96	96	96	96	96
69 - RUDA,Marcos	50	50	50	44	61	69	44	7	69	69	69	69
61 - GARCIA,Iker	61	61	61	61	50	61	7	44	44	61	61	61
44 - MATA,Mikel	10	69	69	69	69	50	50	61	61	44	44	44
50 - VOSTATEK,Ondrej	69	7	7	7	7	7	61	50	50	50	50	50
16 - DAVIS,Jamie W.	11	10	10	10	16	16	16	16	16	16	10	16
10 - GARCIA,Sergio	7	11	11	16	10	10	10	10	10	10	16	10
11 - ESCRIG,Alex	16	16	16	11	11	11	11	11	11	11	11	11
31 - FERNANDEZ,Adrián	34	34	20	93	20	20	20	38	31	31	31	31
20 - FALCONE,Vincent	93	93	93	20	34	34	31	20	20	34	34	20
34 - EZQUERRA,Pau	27	20	34	31	93	58	34	31	15	15	20	34
15 - ANGELONI,Edoardo	15	15	31	34	27	31	15	34	34	27	15	15
93 - BERÇOT,Tom	20	27	58	15	15	15	27	15	27	20	27	93
58 - IGLESIAS,Iñigo	58	58	27	27	58	93	58	58	58	58	58	58
27 - DIAZ,Alvaro	31	31	15	58	31	27	93	27	93	93	93	27
57 - BLACKWELL,Callum	19	19	19	19	35	35	77	93	57	57	57	57
19 - MATA,Markel	99	77	77	77	19	77	35	57	19	35	19	19
35 - BAUER,Joshua	95	95	57	57	77	19	57	77	35	19	35	35
77 - PEREZ,Andreas	77	99	95	35	57	57	19	19	77	77	77	77
43 - ARTIGAS,Xavier	57	57	35	95	95	95	95	35	43	74	74	43
74 - SAKO,Daijro	35	43	43	43	43	43	43	43	74	43	43	74
89 - URIARTE,Marcos	43	35	99	99	99	99	99	95	38P	75	89	89
75 - CAUCHI,Ludovic	75	75	75	75	75	74	74	74	75	89	75	75
99 - VERA,Iker	5	5	74	74	74	75	75	99	99	99	99	99
48 - PLANQUES,Gabin	30	74	5	5	89	89	89	75	89	48	70	48
70 - WHATLEY,Joshua	70	30	70	70	70	70	48	89	48	70	48	70
12 - GOMEZ,Borja	80	70	30	89	48	12	70	70	12	12	12	12
30 - JACINTO,Bruna	48	48	80	48	12	48	12	48	80	30	30	30
80 - DE LAS HERAS,Jesús	74	80	48	80	80	80	80	12	70	80	80	80
38 - ESTURRADO,Vasco	12	12	12	12	30	30	30	30	30	38		
95 - TURNER,Ross	38	89	89	30	38	38		80				
5 - LOPEZ,Iker	89	38	38	38								
4 - GARCIA,Aarón	4											

Presidente del Jurado

Director de Carrera

Cronometrador





Circuit de la C. Valenciana

12 - 13 September 2015

Circuit de la C. Valenciana

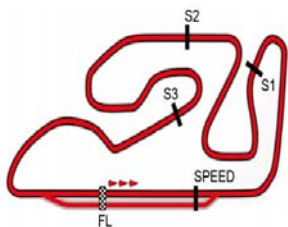
CEV.Circuit

VUELTA A VUELTA SECTORES Race Challenge80.Moto4

4 - GARCIA,Aarón								
		P.Vmax: 34		T. Ideal: 00:00,000				
V. Tiempo	Sector 1	Sector 2	Sector 3	Sector 4	V.Max	Hora		
1	FIRST LAP						11:05:44	
5 - LOPEZ,Iker								
		P.Vmax: 30		T. Ideal: 01:56,982				
V. Tiempo	Sector 1	Sector 2	Sector 3	Sector 4	V.Max	Hora		
1	FIRST LAP						11:03:29	
2	01:57,475	00:27,989	00:30,306	00:26,550	00:32,630	169,01	11:05:27	
3	01:58,041	00:27,733	00:30,069	00:26,841	00:33,398	168,22	11:07:25	
4	01:58,391	00:28,153	00:30,279	00:26,952	00:33,007	167,83	11:09:23	
7 - BALTUS,Barry								
		P.Vmax: 2		T. Ideal: 01:51,165				
V. Tiempo	Sector 1	Sector 2	Sector 3	Sector 4	V.Max	Hora		
1	FIRST LAP						11:03:22	
2	01:52,793	00:27,189	00:29,375	00:25,296	00:30,933	178,66	11:05:15	
3	01:52,615	00:27,319	00:28,916	00:25,211	00:31,169	183,67	11:07:07	
4	01:52,561	00:27,179	00:28,935	00:25,350	00:31,097	177,78	11:09:00	
5	01:53,828	00:27,726	00:29,198	00:25,738	00:31,166	177,78	11:10:54	
6	01:53,043	00:27,735	00:28,950	00:25,481	00:30,877	179,55	11:12:47	
7	01:53,091	00:27,262	00:28,859	00:25,495	00:31,475	174,76	11:14:40	
8	01:52,945	00:27,646	00:28,505	00:25,630	00:31,164	174,76	11:16:33	
9	01:51,696	00:26,755	00:28,619	00:25,152	00:31,170	176,90	11:18:25	
10	01:52,355	00:27,258	00:28,739	00:25,145	00:31,213	169,01	11:20:17	
11	01:52,411	00:27,303	00:28,986	00:25,028	00:31,094	169,41	11:22:09	
12	01:51,850	00:27,099	00:28,528	00:25,136	00:31,087	169,01	11:24:01	
10 - GARCIA,Sergio								
		P.Vmax: 10		T. Ideal: 01:52,714				
V. Tiempo	Sector 1	Sector 2	Sector 3	Sector 4	V.Max	Hora		
1	FIRST LAP						11:03:22	
2	01:53,850	00:27,452	00:29,315	00:25,768	00:31,315	175,61	11:05:16	
3	01:53,260	00:27,395	00:28,999	00:25,306	00:31,560	174,33	11:07:09	
4	01:53,359	00:27,278	00:28,997	00:25,573	00:31,511	170,21	11:09:02	
5	01:53,843	00:27,566	00:29,051	00:25,443	00:31,783	169,41	11:10:56	
6	01:53,831	00:27,463	00:29,446	00:25,513	00:31,409	171,02	11:12:50	
7	01:53,323	00:27,257	00:29,093	00:25,434	00:31,539	173,08	11:14:43	
8	01:53,803	00:27,297	00:29,101	00:25,808	00:31,597	173,91	11:16:37	
9	01:53,667	00:27,096	00:29,145	00:25,798	00:31,628	176,47	11:18:31	
10	01:53,923	00:27,400	00:29,205	00:25,692	00:31,626	173,08	11:20:25	
11	01:53,930	00:27,275	00:29,264	00:25,710	00:31,681	174,33	11:22:18	
12	01:53,849	00:27,484	00:29,128	00:25,592	00:31,645	168,22	11:24:12	
11 - ESCRIG,Alex								
		P.Vmax: 19		T. Ideal: 01:52,533				
V. Tiempo	Sector 1	Sector 2	Sector 3	Sector 4	V.Max	Hora		
1	FIRST LAP						11:03:22	
2	01:53,816	00:27,659	00:29,309	00:25,683	00:31,165	171,43	11:05:16	
3	01:53,709	00:27,561	00:28,881	00:25,697	00:31,570	172,25	11:07:09	
4	01:53,663	00:27,434	00:28,975	00:25,491	00:31,763	170,21	11:09:03	
5	01:53,045	00:27,380	00:29,029	00:25,339	00:31,297	168,62	11:10:56	
6	01:54,058	00:27,512	00:29,393	00:25,664	00:31,489	173,91	11:12:50	
7	01:53,084	00:27,148	00:28,992	00:25,584	00:31,360	173,91	11:14:43	
8	01:53,907	00:27,360	00:29,088	00:25,845	00:31,614	173,91	11:16:37	
9	01:53,686	00:27,164	00:28,976	00:25,879	00:31,667	173,91	11:18:31	
10	01:53,804	00:27,325	00:29,148	00:25,938	00:31,393	172,66	11:20:25	
11	01:54,286	00:27,528	00:29,175	00:25,754	00:31,829	172,25	11:22:19	
12	01:53,455	00:27,231	00:29,055	00:25,643	00:31,526	172,66	11:24:12	
12 - GOMEZ,Borja								
		P.Vmax: 19		T. Ideal: 01:56,612				
V. Tiempo	Sector 1	Sector 2	Sector 3	Sector 4	V.Max	Hora		
1	FIRST LAP						11:03:32	
2	01:58,355	00:28,835	00:30,590	00:26,514	00:32,416	170,62	11:05:30	
3	01:58,584	00:28,773	00:30,431	00:26,934	00:32,446	167,83	11:07:29	
15 - ANGELONI,Edoardo								
		P.Vmax: 12		T. Ideal: 01:53,832				
V. Tiempo	Sector 1	Sector 2	Sector 3	Sector 4	V.Max	Hora		
1	FIRST LAP						11:03:24	
2	01:54,920	00:27,462	00:29,407	00:25,829	00:32,222	176,04	11:05:19	
3	01:56,584	00:27,720	00:29,916	00:27,211	00:31,737	173,91	11:07:15	
4	01:54,341	00:27,381	00:29,556	00:25,640	00:31,764	173,49	11:09:10	
5	01:55,019	00:27,325	00:29,779	00:26,112	00:31,803	171,43	11:11:05	
6	01:55,172	00:27,458	00:29,487	00:26,132	00:32,095	172,25	11:13:00	
7	01:54,497	00:27,511	00:29,503	00:25,836	00:31,647	174,33	11:14:54	
8	01:54,347	00:27,572	00:29,553	00:25,585	00:31,637	171,84	11:16:49	
9	01:54,605	00:27,462	00:29,592	00:25,684	00:31,867	172,66	11:18:43	
10	01:54,971	00:27,574	00:29,285	00:25,888	00:32,224	169,41	11:20:38	
11	01:55,403	00:27,809	00:29,293	00:25,894	00:32,407	169,01	11:22:34	
12	01:54,946	00:27,527	00:29,655	00:25,624	00:32,140	169,81	11:24:29	
16 - DAVIS,Jamie W.								
		P.Vmax: 4		T. Ideal: 01:52,427				
V. Tiempo	Sector 1	Sector 2	Sector 3	Sector 4	V.Max	Hora		
1	FIRST LAP						11:03:22	
2	01:53,521	00:27,413	00:29,312	00:25,719	00:31,077	180,00	11:05:16	
3	01:53,706	00:27,813	00:28,985	00:25,364	00:31,544	180,45	11:07:10	
4	01:52,646	00:27,049	00:29,025	00:25,316	00:31,256	176,90	11:09:02	
5	01:53,734	00:27,254	00:29,173	00:25,499	00:31,808	173,91	11:10:56	
6	01:53,623	00:27,452	00:29,241	00:25,426	00:31,504	173,08	11:12:50	
7	01:53,482	00:27,322	00:29,071	00:25,500	00:31,589	172,66	11:14:43	
8	01:53,703	00:27,208	00:29,128	00:25,825	00:31,542	173,91	11:16:37	
9	01:53,777	00:27,099	00:29,170	00:25,846	00:31,662	173,08	11:18:31	
10	01:53,895	00:27,280	00:29,244	00:25,744	00:31,627	172,25	11:20:24	
11	01:54,229	00:27,627	00:29,211	00:25,671	00:31,720	171,02	11:22:19	
12	01:53,433	00:27,109	00:29,199	00:25,585	00:31,540	173,49	11:24:12	
19 - MATA,Markel								
		P.Vmax: 19		T. Ideal: 01:53,858				
V. Tiempo	Sector 1	Sector 2	Sector 3	Sector 4	V.Max	Hora		
1	FIRST LAP						11:03:26	
2	01:55,782	00:27,813	00:29,723	00:26,031	00:32,215	170,21	11:05:21	
3	01:55,103	00:27,880	00:29,558	00:25,805	00:31,860	165,90	11:07:16	
4	01:55,412	00:27,736	00:29,524	00:26,021	00:32,131	167,44	11:09:12	
5	01:55,408	00:27,784	00:29,650	00:25,987	00:31,987	165,52	11:11:07	
6	01:54,984	00:28,142	00:29,405	00:25,766	00:31,671	164,38	11:13:02	
7	01:54,908	00:27,698	00:29,389	00:25,886	00:31,935	172,25	11:14:57	
8	01:54,833	00:27,359	00:29,575	00:26,223	00:31,676	171,84	11:16:52	
9	01:54,845	00:27,295	00:29,126	00:25,948	00:32,476	173,91	11:18:47	
10	01:55,398	00:27,845	00:29,477	00:25,844	00:32,232	167,05	11:20:42	
11	01:55,893	00:27,903	00:29,768	00:25,973	00:32,249	165,52	11:22:38	
12	01:55,590	00:27,681	00:29,628	00:26,123	00:32,158	168,22	11:24:34	
20 - FALCONE,Vincent								
		P.Vmax: 5		T. Ideal: 01:53,851				
V. Tiempo	Sector 1	Sector 2	Sector 3	Sector 4	V.Max	Hora		
1	FIRST LAP						11:03:24	
2	01:54,241	00:27,428	00:29,470	00:25,805	00:31,538	178,66	11:05:18	
3	01:55,429	00:27,896	00:29,804	00:26,034	00:31,695	177,78	11:07:14	
4	01:54,744	00:27,867	00:29,409	00:25,819	00:31,649	169,81	11:09:09	



CRONOCIRCUIT: oscar.gutierrez@circuitvalencia.com



Circuit de la C. Valenciana

12 - 13 September 2015

Circuit de la C. Valenciana

CEV.Circuit

VUELTA A VUELTA SECTORES Race Challenge80.Moto4

Table with 12 rows of race data for various riders, including lap times and sector times.

27 - DIAZ,Alvaro P.Vmax: 17 T. Ideal: 01:53,660

Table with 12 rows of race data for Alvaro Diaz, including lap times and sector times.

30 - JACINTO,Bruna P.Vmax: 24 T. Ideal: 01:56,798

Table with 12 rows of race data for Bruna Jacinto, including lap times and sector times.

31 - FERNANDEZ,Adrián P.Vmax: 10 T. Ideal: 01:53,305

Table with 12 rows of race data for Adrián Fernández, including lap times and sector times.

34 - EZQUERRA,Pau P.Vmax: 12 T. Ideal: 01:54,079

Table with 5 rows of race data for Pau Ezquerria, including lap times and sector times.

35 - BAUER,Joshua P.Vmax: 25 T. Ideal: 01:53,713

Table with 12 rows of race data for Joshua Bauer, including lap times and sector times.

38 - ESTURRADO,Vasco P.Vmax: 33 T. Ideal: 02:07,112

Table with 9 rows of race data for Vasco Esturrado, including lap times and sector times.

43 - ARTIGAS,Xavier P.Vmax: 15 T. Ideal: 01:54,960

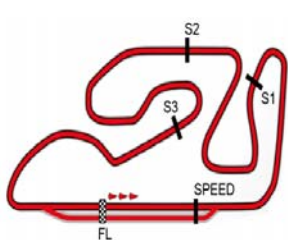
Table with 12 rows of race data for Xavier Artigas, including lap times and sector times.

44 - MATA,Mikel P.Vmax: 7 T. Ideal: 01:51,885

Table with 9 rows of race data for Mikel Mata, including lap times and sector times.



CRONOCIRCUIT: oscar.gutierrez@circuitvalencia.com



Circuit de la C. Valenciana

12 - 13 September 2015

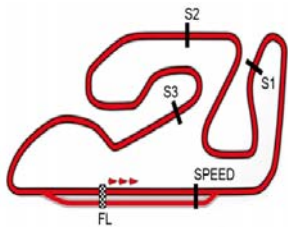
Circuit de la C. Valenciana

CEV.Circuit

VUELTA A VUELTA SECTORES Race Challenge80.Moto4

Table with 12 columns: Rank, Lap, Time, Sector 1, Sector 2, Sector 3, Sector 4, V.Max, Hora. Includes driver names like PLANQUES, Gabin; VOSTATEK, Ondrej; BLACKWELL, Callum; IGLESIAS, Inigo; GARCIA, Iker; RUDA, Marcos; WHATLEY, Joshua; SAKO, Daijiro.





Circuit de la C. Valenciana

12 - 13 September 2015

Circuit de la C. Valenciana

CEV.Circuit

VUELTA A VUELTA SECTORES Race Challenge80.Moto4

12 01:55,835 00:27,887 00:29,787 00:25,958 00:32,203 167,44 11:24:42

75 - CAUCHI,Ludovic P.Vmax: 29 T. Ideal: 01:55,554

V. Tiempo	Sector 1	Sector 2	Sector 3	Sector 4	V.Max	Hora
1 FIRST LAP	00:39,270	00:30,910	00:26,769	00:32,514	141,45	11:03:28
2 01:56,126	00:27,843	00:29,699	00:26,444	00:32,140	169,01	11:05:25
3 01:56,460	00:27,976	00:29,770	00:26,110	00:32,604	169,41	11:07:21
4 01:56,102	00:27,829	00:29,746	00:26,069	00:32,458	166,28	11:09:17
5 01:56,673	00:28,281	00:29,825	00:26,031	00:32,536	165,90	11:11:14
6 01:56,448	00:28,004	00:29,789	00:26,219	00:32,436	164,76	11:13:10
7 01:56,548	00:27,930	00:29,827	00:26,154	00:32,637	165,90	11:15:07
8 01:56,344	00:28,005	00:29,776	00:25,995	00:32,568	165,14	11:17:03
9 01:56,188	00:27,933	00:29,590	00:26,117	00:32,548	164,38	11:18:59
10 01:57,351	00:28,342	00:29,927	00:26,297	00:32,785	162,53	11:20:57
11 01:57,135	00:28,322	00:29,924	00:26,011	00:32,878	161,44	11:22:54
12 01:57,707	00:28,235	00:29,928	00:26,513	00:33,031	162,16	11:24:52

77 - PEREZ,Andreas P.Vmax: 22 T. Ideal: 01:54,088

V. Tiempo	Sector 1	Sector 2	Sector 3	Sector 4	V.Max	Hora
1 FIRST LAP	00:37,837	00:31,007	00:26,234	00:31,835	139,53	11:03:26
2 01:56,084	00:28,368	00:29,629	00:26,263	00:31,824	173,49	11:05:22
3 01:55,575	00:27,832	00:29,430	00:26,282	00:32,031	169,81	11:07:18
4 01:54,899	00:27,669	00:29,368	00:26,083	00:31,779	169,01	11:09:12
5 01:54,835	00:27,637	00:29,350	00:25,957	00:31,891	170,21	11:11:07
6 01:54,626	00:27,828	00:29,333	00:25,799	00:31,666	171,43	11:13:02
7 01:54,660	00:27,605	00:29,087	00:26,014	00:31,954	173,08	11:14:57
8 01:55,219	00:27,691	00:29,714	00:26,019	00:31,795	169,41	11:16:52
9 01:55,017	00:27,980	00:29,108	00:25,857	00:32,072	171,43	11:18:47
10 01:55,509	00:27,536	00:29,592	00:26,274	00:32,107	172,25	11:20:42
11 01:55,898	00:27,539	00:29,729	00:26,120	00:32,510	170,62	11:22:38
12 01:55,633	00:27,878	00:29,467	00:26,160	00:32,128	170,62	11:24:34

80 - DE LAS HERAS, Jesús P.Vmax: 22 T. Ideal: 01:57,195

V. Tiempo	Sector 1	Sector 2	Sector 3	Sector 4	V.Max	Hora
1 FIRST LAP	00:39,706	00:31,611	00:27,390	00:33,068	140,90	11:03:31
2 01:59,560	00:28,730	00:31,270	00:26,633	00:32,927	172,66	11:05:30
3 01:58,370	00:28,368	00:30,433	00:26,843	00:32,726	172,66	11:07:29
4 01:58,837	00:28,346	00:31,105	00:26,888	00:32,498	173,08	11:09:28
5 01:58,294	00:28,696	00:30,617	00:26,539	00:32,442	171,84	11:11:26
6 01:58,511	00:28,848	00:30,372	00:26,522	00:32,769	170,62	11:13:24
7 01:58,450	00:29,140	00:30,271	00:26,430	00:32,609	167,83	11:15:23
8 01:58,480	00:28,842	00:30,110	00:26,624	00:32,904	173,49	11:17:21
9 01:58,250	00:28,772	00:29,977	00:26,622	00:32,879	167,44	11:19:19
10 02:00,142	00:28,721	00:31,681	00:26,587	00:33,153	169,01	11:21:20
11 01:58,391	00:28,439	00:30,355	00:26,590	00:33,007	168,22	11:23:18
12 02:00,300	00:29,177	00:31,204	00:26,820	00:33,099	165,90	11:25:18

89 - URIARTE,Marcos P.Vmax: 31 T. Ideal: 01:54,092

V. Tiempo	Sector 1	Sector 2	Sector 3	Sector 4	V.Max	Hora
1 FIRST LAP	00:53,662	00:29,691	00:26,126	00:32,224	132,84	11:03:41
2 01:55,541	00:28,150	00:29,439	00:25,996	00:31,956	168,22	11:05:36
3 01:54,668	00:27,788	00:29,217	00:25,895	00:31,768	167,05	11:07:31
4 01:55,953	00:27,490	00:30,046	00:26,097	00:32,320	168,62	11:09:27
5 01:56,514	00:28,456	00:30,189	00:25,898	00:31,971	168,22	11:11:23
6 01:54,797	00:27,858	00:29,284	00:25,775	00:31,880	164,76	11:13:18
7 01:55,017	00:27,931	00:29,272	00:25,842	00:31,972	164,76	11:15:13
8 01:54,721	00:27,798	00:29,151	00:25,683	00:32,089	165,52	11:17:08
9 01:54,546	00:27,652	00:29,222	00:25,776	00:31,896	165,52	11:19:02
10 01:55,093	00:27,798	00:29,705	00:25,802	00:31,788	165,14	11:20:58
11 01:54,926	00:27,867	00:29,466	00:25,713	00:31,880	165,52	11:22:52
12 01:54,938	00:27,970	00:29,236	00:25,704	00:32,028	163,64	11:24:47

93 - BERÇOT, Tom P.Vmax: 8 T. Ideal: 01:53,424

V. Tiempo	Sector 1	Sector 2	Sector 3	Sector 4	V.Max	Hora
1 FIRST LAP	00:36,321	00:30,358	00:26,079	00:31,638	137,40	11:03:23
2 01:54,934	00:27,695	00:29,510	00:25,844	00:31,885	176,47	11:05:18
3 01:55,599	00:28,134	00:29,874	00:26,087	00:31,504	176,47	11:07:14
4 01:54,609	00:27,359	00:29,408	00:25,980	00:31,862	174,33	11:09:09
5 01:55,933	00:27,974	00:29,931	00:26,145	00:31,883	168,62	11:11:04
6 01:55,618	00:28,380	00:29,368	00:26,118	00:31,752	171,02	11:13:00
7 01:55,000	00:27,679	00:29,274	00:26,078	00:31,969	176,90	11:14:55
8 01:54,829	00:27,556	00:29,289	00:26,025	00:31,959	176,04	11:16:50
9 01:55,090	00:27,841	00:29,306	00:25,883	00:32,060	173,08	11:18:45
10 01:54,128	00:27,291	00:29,225	00:25,705	00:31,907	173,49	11:20:39
11 01:54,787	00:27,595	00:29,539	00:25,457	00:32,196	176,47	11:22:34
12 01:55,010	00:27,957	00:29,857	00:25,404	00:31,792	171,02	11:24:29

95 - TURNER, Ross P.Vmax: 16 T. Ideal: 01:54,957

V. Tiempo	Sector 1	Sector 2	Sector 3	Sector 4	V.Max	Hora
1 FIRST LAP	00:37,559	00:30,898	00:26,160	00:32,068	146,04	11:03:26
2 01:56,358	00:28,255	00:29,621	00:26,187	00:32,295	172,66	11:05:22
3 01:55,867	00:28,314	00:29,985	00:25,773	00:31,795	169,01	11:07:18
4 01:55,774	00:27,920	00:29,478	00:26,068	00:32,308	175,18	11:09:14
5 01:55,631	00:28,082	00:29,469	00:25,991	00:32,089	169,41	11:11:09
6 01:56,061	00:28,211	00:29,603	00:26,124	00:32,123	167,83	11:13:05
7 01:56,278	00:28,176	00:29,592	00:26,230	00:32,280	168,22	11:15:02
8 01:56,722	00:28,252	00:29,779	00:26,218	00:32,473	167,83	11:16:58

96 - HOLLGADO, Daniel P.Vmax: 17 T. Ideal: 01:51,862

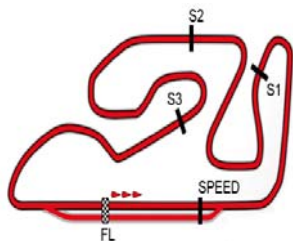
V. Tiempo	Sector 1	Sector 2	Sector 3	Sector 4	V.Max	Hora
1 FIRST LAP	00:35,028	00:29,522	00:25,884	00:31,469	132,35	11:03:21
2 01:52,836	00:27,232	00:28,997	00:25,424	00:31,183	170,21	11:05:14
3 01:52,685	00:27,169	00:28,943	00:25,297	00:31,276	170,62	11:07:06
4 01:52,895	00:27,247	00:28,983	00:25,367	00:31,298	171,02	11:08:59
5 01:54,064	00:27,930	00:29,323	00:25,532	00:31,279	169,01	11:10:53
6 01:53,062	00:27,522	00:28,902	00:25,387	00:31,251	171,84	11:12:46
7 01:53,387	00:27,135	00:29,291	00:25,547	00:31,414	171,84	11:14:40
8 01:53,068	00:27,228	00:29,011	00:25,643	00:31,186	172,25	11:16:33
9 01:52,269	00:27,164	00:28,751	00:25,187	00:31,167	174,76	11:18:25
10 01:52,091	00:27,053	00:28,674	00:25,387	00:30,977	169,01	11:20:17
11 01:52,589	00:27,317	00:28,802	00:25,449	00:31,021	172,25	11:22:10
12 01:52,168	00:27,301	00:28,645	00:25,198	00:31,024	172,25	11:24:02

99 - VERA, Iker P.Vmax: 28 T. Ideal: 01:55,321

V. Tiempo	Sector 1	Sector 2	Sector 3	Sector 4	V.Max	Hora
1 FIRST LAP	00:36,860	00:30,718	00:26,358	00:32,687	140,90	11:03:26
2 01:56,731	00:28,423	00:29,766	00:26,518	00:32,024	169,41	11:05:22
3 01:57,093	00:28,260	00:29,978	00:26,122	00:32,733	169,41	11:07:19
4 01:55,891	00:28,100	00:29,665	00:26,000	00:32,126	169,01	11:09:15
5 01:56,542	00:28,092	00:30,089	00:26,043	00:32,318	170,21	11:11:12
6 01:55,703	00:28,189	00:29,399	00:25,940	00:32,175	166,28	11:13:08
7 01:56,425	00:27,958	00:29,923	00:25,989	00:32,555	168,22	11:15:04
8 01:57,732	00:28,864	00:29,647	00:26,201	00:33,020	167,05	11:17:02
9 01:57,677	00:28,572	00:29,758	00:26,262	00:33,085	164,76	11:18:59
10 02:00,298	00:30,274	00:30,585	00:26,450	00:32,989	164,38	11:21:00
11 02:00,832	00:30,272	00:30,371	00:26,554	00:33,635	161,44	11:23:01
12 02:06,548	00:32,990	00:30,903	00:27,296	00:35,359	130,43	11:25:07



CRONOCIRCUIT: oscar.gutierrez@circuitvalencia.com



Circuit de la C.Valenciana

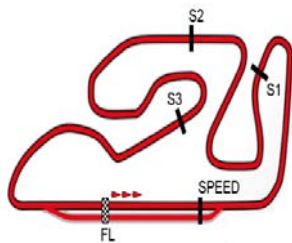
12 - 13 September 2015

Circuit de la C.Valenciana

CEV.Circuit

Análisis por vuelta Race Challenge80.Moto4

Lap: 1			Lap: 2			Lap: 3			Lap: 4			Lap: 5			Lap: 6			Lap: 7		
Num	Tiempo	GAP	Num	Tiempo	GAP	Num	Tiempo	GAP	Num	Tiempo	GAP	Num	Tiempo	GAP	Num	Tiempo	GAP	Num	Tiempo	GAP
96	FIRST LAP		96	01:52,836		96	01:52,685		96	01:54,064		96	01:54,064		96	01:53,062		96	01:52,810	
44	FIRST LAP	0,021	44	01:53,033	0,218	44	01:52,506	0,039	44	01:53,914	0,051	44	01:53,914	0,051	44	01:53,112	0,101	44	01:53,387	0,262
50	FIRST LAP	0,132	50	01:53,044	0,340	50	01:52,453	0,108	50	01:54,324	0,379	50	01:54,324	0,379	50	01:52,980	0,315	50	01:53,043	0,511
61	FIRST LAP	0,433	61	01:53,346	0,943	61	01:52,345	0,603	61	01:53,875	0,161	61	01:53,929	0,397	61	01:53,238	0,337	61	01:53,309	0,521
10	FIRST LAP	0,781	10	01:53,850	1,795	10	01:52,615	1,100	10	01:53,828	0,530	10	01:53,828	0,530	10	01:53,191	0,508	10	01:53,323	3,580
69	FIRST LAP	0,928	69	01:52,982	1,074	69	01:52,308	0,697	69	01:53,734	2,602	69	01:53,734	2,602	69	01:52,980	0,315	69	01:53,482	3,520
11	FIRST LAP	0,946	7	01:52,793	1,170	7	01:52,615	1,100	7	01:53,828	0,530	7	01:53,828	0,530	7	01:53,091	0,477	7	01:53,113	0,496
7	FIRST LAP	1,213	10	01:53,850	1,795	10	01:53,260	2,370	10	01:53,843	2,613	10	01:53,843	2,613	10	01:53,043	0,511	10	01:53,323	3,580
16	FIRST LAP	1,475	11	01:53,816	1,926	11	01:53,709	2,950	11	01:53,045	2,699	11	01:53,045	2,699	11	01:54,058	3,654	11	01:53,084	3,654
34	FIRST LAP	2,201	16	01:53,521	2,160	16	01:53,706	3,181	16	01:54,324	0,379	16	01:54,324	0,379	16	01:53,623	3,163	16	01:53,482	3,520
93	FIRST LAP	2,493	34	01:55,093	4,458	20	01:55,429	7,387	20	01:53,843	2,613	20	01:53,843	2,613	20	01:54,984	15,786	20	01:53,323	3,580
27	FIRST LAP	2,767	93	01:54,934	4,591	93	01:55,599	7,505	93	01:53,914	0,051	93	01:53,914	0,051	20	01:54,987	12,360	20	01:53,831	3,382
15	FIRST LAP	2,971	20	01:54,241	4,643	34	01:56,322	8,095	34	01:54,064		34	01:54,064		34	01:54,987	12,360	11	01:54,058	3,695
20	FIRST LAP	3,238	15	01:54,920	5,055	44	01:52,506	0,039	44	01:54,064		44	01:54,064		34	01:55,170	12,903	11	01:54,058	3,695
58	FIRST LAP	3,307	27	01:55,205	5,136	44	01:52,506	0,039	44	01:54,064		44	01:54,064		58	01:55,170	12,903	20	01:54,987	12,360
31	FIRST LAP	4,226	58	01:54,716	5,187	50	01:52,506	0,039	50	01:54,064		50	01:54,064		58	01:55,170	12,903	34	01:55,170	12,903
19	FIRST LAP	4,639	31	01:53,800	5,190	50	01:52,506	0,039	50	01:54,064		50	01:54,064		58	01:55,170	12,903	58	01:55,170	12,903
99	FIRST LAP	4,720	19	01:55,782	7,585	61	01:52,345	0,603	61	01:54,064		61	01:54,064		58	01:55,170	12,903	58	01:55,170	12,903
95	FIRST LAP	4,782	77	01:56,084	8,258	69	01:52,308	0,697	69	01:54,064		69	01:54,064		58	01:55,170	12,903	58	01:55,170	12,903
77	FIRST LAP	5,010	95	01:56,358	8,304	7	01:52,615	1,100	7	01:54,064		7	01:54,064		58	01:55,170	12,903	58	01:55,170	12,903
57	FIRST LAP	5,854	99	01:56,731	8,615	10	01:53,260	2,370	10	01:54,064		10	01:54,064		58	01:55,170	12,903	58	01:55,170	12,903
35	FIRST LAP	6,387				11	01:53,709	2,950	11	01:54,064		11	01:54,064		58	01:55,170	12,903	58	01:55,170	12,903
43	FIRST LAP	6,505				16	01:53,706	3,181	16	01:54,064		16	01:54,064		58	01:55,170	12,903	58	01:55,170	12,903
75	FIRST LAP	7,560				20	01:55,429	7,387	20	01:54,064		20	01:54,064		58	01:55,170	12,903	58	01:55,170	12,903
5	FIRST LAP	8,511				93	01:55,599	7,505	93	01:54,064		93	01:54,064		58	01:55,170	12,903	58	01:55,170	12,903
30	FIRST LAP	8,683				31	01:55,759	8,264	31	01:54,064		31	01:54,064		58	01:55,170	12,903	58	01:55,170	12,903
70	FIRST LAP	9,516				58	01:55,957	8,459	58	01:54,064		58	01:54,064		58	01:55,170	12,903	58	01:55,170	12,903
80	FIRST LAP	9,872				27	01:56,077	8,528	27	01:54,064		27	01:54,064		58	01:55,170	12,903	58	01:55,170	12,903
48	FIRST LAP	10,803				15	01:56,584	8,954	15	01:54,064		15	01:54,064		58	01:55,170	12,903	58	01:55,170	12,903
74	FIRST LAP	10,968				19	01:55,103	10,003	19	01:54,064		19	01:54,064		58	01:55,170	12,903	58	01:55,170	12,903
12	FIRST LAP	11,157				77	01:55,575	11,148	77	01:54,064		77	01:54,064		58	01:55,170	12,903	58	01:55,170	12,903
38	FIRST LAP	19,134				57	01:55,185	11,314	57	01:54,064		57	01:54,064		58	01:55,170	12,903	58	01:55,170	12,903
89	FIRST LAP	19,800				95	01:55,867	11,486	95	01:54,064		95	01:54,064		58	01:55,170	12,903	58	01:55,170	12,903
4	FIRST LAP	01:06,6				35	01:55,035	12,466	35	01:54,064		35	01:54,064		58	01:55,170	12,903	58	01:55,170	12,903
						43	01:55,921	13,015	43	01:54,064		43	01:54,064		58	01:55,170	12,903	58	01:55,170	12,903
						99	01:57,093	13,023	99	01:54,064		99	01:54,064		58	01:55,170	12,903	58	01:55,170	12,903
						75	01:56,460	14,625	75	01:54,064		75	01:54,064		58	01:55,170	12,903	58	01:55,170	12,903
						74	01:56,073	17,680	74	01:54,064		74	01:54,064		58	01:55,170	12,903	58	01:55,170	12,903
						5	01:58,041	18,506	5	01:54,064		5	01:54,064		58	01:55,170	12,903	58	01:55,170	12,903
						70	01:58,688	21,374	70	01:54,064		70	01:54,064		58	01:55,170	12,903	58	01:55,170	12,903
						30	02:00,171	22,067	30	01:54,064		30	01:54,064		58	01:55,170	12,903	58	01:55,170	12,903
						80	01:58,370	22,281	80	01:54,064		80	01:54,064		58	01:55,170	12,903	58	01:55,170	12,903
						48	01:58,686	22,498	48	01:54,064		48	01:54,064		58	01:55,170	12,903	58	01:55,170	12,903
						12	01:58,584	22,575	12	01:54,064		12	01:54,064		58	01:55,170	12,903	58	01:55,170	12,903
						89	01:54,668	24,488	89	01:54,064		89	01:54,064		58	01:55,170	12,903	58	01:55,170	12,903
						38	02:10,877	54,659	38	01:54,064		38	01:54,064		58	01:55,170	12,903	58	01:55,170	12,903
										01:54,064			01:54,064		58	01:55,170	12,903	58	01:55,170	12,903
										01:54,064			01:54,064		58	01:55,170	12,903	58	01:55,170	12,903
										01:54,064			01:54,064		58	01:55,170	12,903	58	01:55,170	12,903
										01:54,064			01:54,064		58	01:55,170	12,903	58	01:55,170	12,903
										01:54,064			01:54,064		58	01:55,170	12,903	58	01:55,170	12,903
										01:54,064			01:54,064		58	01:55,170	12,903	58	01:55,170	12,903
										01:54,064			01:54,064		58	01:55,170	12,903	58	01:55,170	12,903
										01:54,064			01:54,064		58	01:55,170	12,903	58	01:55,170	12,903
										01:54,064			01:54,064		58	01:55,170	12,903	58	01:55,170	12,903
										01:54,064			01:54,064		58	01:55,170	12,903	58	01:55,170	12,903
										01:54,064			01:54,064		58	01:55,170	12,903	58	01:55,170	12,903
										01:54,064			01:54,064		58	01:55,170	12,903	58	01:55,170	12,903
										01:54,064			01:54,064		58	01:55,170	12,903	58	01:55,170	12,903
										01:54,064			01:54,064		58	01:55,170	12,903	58	01:55,170	12,903
										01:54,064										



Circuit de la C.Valenciana

12 - 13 September 2015

Circuit de la C.Valenciana

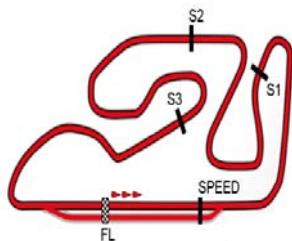
CEV.Circuit

Análisis por vuelta Race Challenge80.Moto4

99	01:56,425	24,438	27	01:53,922	18,958	50	01:53,846	5,376
74	01:54,799	24,472	58	01:54,498	19,458	10	01:53,930	9,019
75	01:56,548	27,250	93	01:55,090	20,320	16	01:54,229	9,240
89	01:55,017	33,623	57	01:55,280	21,872	11	01:54,286	9,453
48	01:58,413	42,686	19	01:54,845	22,129	31	01:54,968	23,383
70	01:58,797	42,875	35	01:54,403	22,136	34	01:54,892	23,754
12	01:58,887	43,022	77	01:55,017	22,140	20	01:54,786	23,818
80	01:58,450	43,227	43	01:55,755	29,403	15	01:55,403	24,279
30	01:58,612	43,659	74	01:55,811	29,695	27	01:55,353	24,339
Lap: 8			38	PIT	32,000	58	01:54,921	24,345
Num	Tiempo	GAP	75	01:56,188	34,664	93	01:54,787	24,469
69	01:53,283		99	01:57,677	34,729	57	01:55,721	28,448
96	01:53,068	0,047	89	01:54,546	37,772	19	01:55,893	28,654
7	01:52,945	0,139	48	01:58,560	54,510	35	01:56,005	28,743
44	01:53,317	0,471	12	01:58,342	54,828	77	01:55,898	28,781
61	01:54,105	1,343	80	01:58,250	54,839	74	01:55,867	36,480
50	01:54,594	1,807	70	01:58,954	54,844	43	01:56,191	36,828
16	01:53,703	3,940	30	01:59,093	55,678	89	01:54,926	43,025
10	01:53,803	4,100	Lap: 10			75	01:57,135	44,384
11	01:53,907	4,278	Num	Tiempo	GAP	99	02:00,832	51,093
38	02:12,412	9,182	7	01:52,355		70	01:58,441	01:07,4
20	01:54,723	15,267	96	01:52,091	0,217	48	01:59,051	01:07,5
31	01:54,795	15,398	69	01:52,034	0,345	12	01:58,806	01:07,9
34	01:54,315	15,608	61	01:51,744	0,668	30	01:59,148	01:08,3
15	01:54,347	15,901	44	01:52,370	0,701	80	01:58,391	01:08,6
58	01:54,702	16,795	50	01:53,487	3,941	Lap: 12		
27	01:55,116	16,871	16	01:53,895	7,422	Num	Tiempo	GAP
93	01:54,829	17,065	10	01:53,923	7,500	7	01:51,850	
57	01:54,488	18,427	11	01:53,804	7,578	96	01:52,168	0,713
77	01:55,219	18,958	31	01:54,818	20,826	69	01:52,493	1,192
19	01:54,833	19,119	34	01:54,930	21,273	61	01:52,438	1,229
35	01:55,753	19,568	15	01:54,971	21,287	44	01:52,482	1,606
43	01:55,515	25,483	27	01:54,794	21,397	50	01:54,411	7,937
95	01:56,722	25,523	20	01:55,353	21,443	16	01:53,433	10,823
74	01:54,530	25,719	58	01:54,732	21,835	10	01:53,849	11,018
99	01:57,732	28,887	93	01:54,128	22,093	11	01:53,455	11,058
75	01:56,344	30,311	57	01:55,621	25,138	31	01:54,751	26,284
89	01:54,721	35,061	35	01:55,368	25,149	20	01:55,304	27,272
70	01:58,133	47,725	19	01:55,398	25,172	34	01:55,460	27,364
48	01:58,382	47,785	77	01:55,509	25,294	15	01:54,946	27,375
12	01:58,582	48,321	74	01:55,684	33,024	93	01:55,010	27,629
30	01:58,044	48,420	43	01:56,000	33,048	58	01:55,351	27,846
80	01:58,480	48,424	75	01:57,351	39,660	27	01:55,427	27,916
Lap: 9			89	01:55,093	40,510	57	01:55,594	32,192
Num	Tiempo	GAP	99	02:00,298	42,672	19	01:55,590	32,394
7	01:51,696		48	01:58,793	01:00,9	35	01:55,650	32,543
96	01:52,269	0,481	70	01:58,929	01:01,4	77	01:55,633	32,564
69	01:52,501	0,666	12	01:59,091	01:01,5	43	01:55,405	40,383
44	01:52,050	0,686	30	01:58,327	01:01,6	74	01:55,835	40,465
61	01:51,771	1,279	80	02:00,142	01:02,6	89	01:54,938	46,113
50	01:52,837	2,809	38	02:56,910	01:36,5	75	01:57,707	50,241
16	01:53,777	5,882	Lap: 11			99	02:06,548	01:05,7
10	01:53,667	5,932	Num	Tiempo	GAP	48	01:58,105	01:13,8
11	01:53,686	6,129	7	01:52,411		70	01:58,369	01:13,9
31	01:54,800	18,363	96	01:52,589	0,395	12	01:58,006	01:14,1
20	01:55,013	18,445	69	01:52,615	0,549	30	01:57,842	01:14,3
15	01:54,605	18,671	61	01:52,384	0,641	80	02:00,300	01:17,0
34	01:54,925	18,698	44	01:52,684	0,974			



CRONOCIRCUIT: oscar.gutierrez@circuitvalencia.com



Circuit de la C.Valenciana

12 - 13 September 2015

Circuit de la C.Valenciana

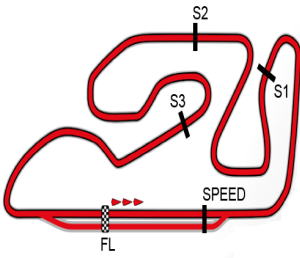
CEV.Circuit

Velocidades máximas Race Challenge80.Moto4

Piloto	Nacionalidad/Res.	Marca	Mejores 5 velocidades máx.					Media	Máx.
61 GARCIA,Iker	SPA	MIR Racing	184,1	181,8	181,4	181,4	180,9	181,9	184,1
7 BALTUS,Barry	BEL	Beon	183,7	179,6	178,7	177,8	177,8	179,5	183,7
69 RUDA,Marcos	SPA		182,3	180,5	180,0	179,1	178,2	180,0	182,3
16 DAVIS,Jamie W.	GBR	RMU Moto	180,5	180,0	176,9	173,9	173,9	177,0	180,5
20 FALCONE,Vincent	FRA	Beon	178,7	177,8	172,2	171,0	171,0	174,1	178,7
57 BLACKWELL,Callum	GBR	Honda	178,7	177,8	177,8	177,8	176,9	177,8	178,7
44 MATA,Mikel	SPA	BMS	177,3	176,9	176,5	176,5	175,6	176,6	177,3
93 BERÇOT, Tom	FRA	Beon	176,9	176,5	176,5	176,5	176,0	176,5	176,9
50 VOSTATEK,Ondrej	CZE	Beon	176,9	176,0	175,6	174,8	174,8	175,6	176,9
10 GARCIA,Sergio	SPA	RMU Moto	176,5	175,6	174,3	174,3	173,9	174,9	176,5
31 FERNANDEZ,Adrián	SPA	RMU Moto	176,5	173,1	172,7	172,2	170,6	173,0	176,5
15 ANGELONI,Edoardo	ITA	Honda	176,0	174,3	173,9	173,5	172,7	174,1	176,0
34 EZQUERRA,Pau	SPA		176,0	175,6	175,6	173,5	172,7	174,7	176,0
58 IGLESIAS,Iñigo	SPA	RMU Moto	176,0	173,9	173,5	173,5	173,1	174,0	176,0
43 ARTIGAS,Xavier	SPA	Toni Elías	175,6	174,8	174,3	172,2	171,8	173,8	175,6
95 TURNER,Ross	GBR	Honda	175,2	172,7	169,4	169,0	168,2	170,9	175,2
27 DIAZ,Alvaro	SPA	RMU Moto	174,8	172,7	172,7	171,0	169,8	172,2	174,8
96 HOLGADO,Daniel	SPA	RMU Moto	174,8	172,2	172,2	172,2	171,8	172,7	174,8
11 ESCRIG,Alex	SPA	RMU Moto	173,9	173,9	173,9	173,9	172,7	173,7	173,9
12 GOMEZ,Borja	SPA		173,9	170,6	170,2	167,8	165,9	169,7	173,9
19 MATA,Markel	SPA	BMS	173,9	172,2	171,8	170,2	168,2	171,3	173,9
80 DE LAS HERAS,Jesús	SPA	Honda	173,5	173,1	172,7	172,7	171,8	172,7	173,5
77 PEREZ,Andreas	SPA		173,5	173,1	172,2	171,4	171,4	172,3	173,5
30 JACINTO,Bruna	POR	RMU Moto	173,1	171,0	169,8	169,4	169,4	170,5	173,1
48 PLANQUES,Gabin	FRA	RMU Moto	172,2	171,0	169,8	169,4	168,2	170,1	172,2
35 BAUER,Joshua	GER	RMU Moto	172,2	171,0	170,2	169,8	169,0	170,5	172,2
74 SAKO,Daijiro	JPN	RMU Moto	170,6	170,2	170,2	169,8	169,8	170,1	170,6
99 VERA,Iker	SPA		170,2	169,4	169,4	169,0	168,2	169,3	170,2
75 CAUCHI,Ludovic	FRA	RMU Moto	169,4	169,0	166,3	165,9	165,9	167,3	169,4
5 LOPEZ,Iker	SPA	RMU Moto	169,0	168,2	167,8	143,4		162,1	169,0
89 URIARTE,Marcos	SPA	RMU Moto	168,6	168,2	168,2	167,1	165,5	167,5	168,6
70 WHATLEY,Joshua	GBR	RMU Moto	167,4	166,7	166,7	166,7	166,7	166,8	167,4
38 ESTURRADO,Vasco	POR	RMU Moto	162,5	162,2	162,2	161,1	158,6	161,3	162,5
4 GARCIA,Aarón	SPA	Beon							



CRONOCIRCUIT: oscar.gutierrez@circuitvalencia.com



Circuit de la C. Valenciana

12 - 13 September 2015

Circuit de la C. Valenciana

CEV.Circuit

ANALISIS PIT Race Challenge80.Moto4

38 ESTURRADO, Vasco			
Team Loulé Concelho			
Time IN	Time OUT	GAP	Lap
11:18:57,158	11:19:47,832	00:00:50,674	8
Num. P. 1		Total in PIT: 00:00:50,674	



CRONOCIRCUIT: oscar.gutierrez@circuitvalencia.com