

PREMOTO3

RFME CAMPEONATO DE ESPAÑA DE VELOCIDAD

Entrenamientos Cronometrados 2

Clasificación Final

Nº	Piloto	Nac	Equipo	Moto	Neumaticos	Tiempo	Vlt.	Total	Dif.	Km/h
1	5 FRANCESC PEREZ CASAS	ESP	ETG RACING	BEON	DUNLOP	2:05.613	8	12	-	145.5
2	21 ALONSO LOPEZ GONZALEZ	ESP	SCHOOL TEAM ESTRELLA GALICIA 0,0	BEON	DUNLOP	2:05.633	11	11	+0.020	145.5
3	26 MIGUEL PARRA MARTINEZ	ESP	SCHOOL TEAM ESTRELLA GALICIA 0,0	BEON	DUNLOP	2:05.990	11	11	+0.377	145.1
4	4 FILIP SALAC	CZE	BLUMAQ HMA RACING	BEON	DUNLOP	2:06.007	8	12	+0.394	145.0
5	17 MARC LUNA BAYEN	ESP	CUNA DE CAMPEONES	MIR RACING	DUNLOP	2:06.499	7	11	+0.886	144.5
6	47 FERRAN HERNANDEZ MOYANO	ESP	ETG RACING	BEON	DUNLOP	2:06.755	9	10	+1.142	144.2
7	18 MANUEL GONZALEZ SIMON	ESP	TEAM MS	RMU MOTO	DUNLOP	2:06.890	2	6	+1.277	144.0
8	76 JULIAN GIRAL ROMERO	ESP	TARGOBANK MOTORSPORT	BEON	DUNLOP	2:07.209	11	12	+1.596	143.7
9	77 PEDRO JAVIER CASTAÑO ILLAN	ESP	CUNA DE CAMPEONES	MIR RACING	DUNLOP	2:07.340	12	12	+1.727	143.5
10	55 ALEX TOLEDO ROMERO	ESP	ARO RACING	METRAKIT	DUNLOP	2:07.403	12	12	+1.790	143.5
11	48 JOAN DIAZ CORBELLA	ESP	CUNA DE CAMPEONES	MIR RACING	DUNLOP	2:07.409	12	12	+1.796	143.5
12	52 JEREMY ALCOBA FERRER	ESP	SCHOOL TEAM ESTRELLA GALICIA 0,0	BEON	DUNLOP	2:07.665	9	10	+2.052	143.2
13	23 ALEJANDRO GARCIA DIAZ	ESP	CUNA DE CAMPEONES	MIR RACING	DUNLOP	2:07.843	11	11	+2.230	143.0
14	33 DANIEL VALLE MUÑOZ	ESP	BLUMAQ HMA RACING	BEON	DUNLOP	2:07.936	6	11	+2.323	142.9
15	37 PAUL FRÖDE	GER	DVRACING	RMU MOTO	DUNLOP	2:08.310	7	12	+2.697	142.4
16	9 FRANCISCO GOMEZ REQUENA	ESP	EUROTRADIS VHC RACING TEAM	BEON	DUNLOP	2:08.491	12	12	+2.878	142.2
17	11 ALEXANDRE JUANES	FRA	DJ RACING COMPETITION	HONDA	DUNLOP	2:08.515	6	12	+2.902	142.2
18	25 ANDY VERDOIA	FRA	TEAM VERDOIA	MIR RACING	DUNLOP	2:08.592	10	10	+2.979	142.1
19	75 SERGIO MUÑOZ SOLANO	ESP	BST	HONDA	DUNLOP	2:08.595	12	12	+2.982	142.1
20	30 LUCAS TORRES MERCADO	BRA	SCHOOL TEAM ESTRELLA GALICIA 0,0	BEON	DUNLOP	2:08.730	6	10	+3.117	142.0
21	19 VICTOR RODRIGUEZ NUÑEZ	ESP	VR RACING	BEON	DUNLOP	2:08.951	8	12	+3.338	141.7
22	27 ALEX PEREZ VIADEL	ESP	BLUMAQ HMA RACING	BEON	DUNLOP	2:09.647	7	11	+4.034	141.0
23	99 CARLOS TATAY VILA	ESP	AJEVO RACING TEAM	MORIWAKI	DUNLOP	2:09.649	3	11	+4.036	141.0
24	24 XAVIER MAZA GARCIA	ESP	MOMN	BEON	DUNLOP	2:09.729	11	11	+4.116	140.9
25	34 GINO NAVARRO BUJO	ESP	GNB SPORT OXD	BMS	DUNLOP	2:10.594	6	11	+4.981	140.0
26	43 STEWARD GARCIA CORREA	COL	ARO RACING	METRAKIT	DUNLOP	2:11.061	3	3	+5.448	139.5
27	46 ADRIAN CASES CHULIAN	ESP	TJC RACING -MOTOS YEPES	MORIWAKI	DUNLOP	2:11.158	3	11	+5.545	139.4
28	74 IVAN RODRIGUEZ NADAL	ESP	WIN RACING	RMU MOTO	DUNLOP	2:13.992	7	9	+8.379	136.4
29	89 ANGELO PAOLO FRANCO GAJARI	VEN	ZEROPROJECT	BEON	DUNLOP	2:17.061	7	9	+11.448	133.4

Tiempo Máximo: 2:24.454

16	JOSE JULIAN GARCIA GARCIA	ESP	FAU55 RACING	BEON	DUNLOP					
45	CLEMENT ROUGE	FRA	TEAM C-RACER	MORIWAKI	DUNLOP					
79	STORM LESTER JOHN STACEY	GBR	FAU55 RACING	BEON	DUNLOP			10		

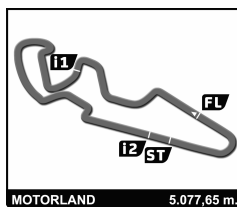
Vuelta Rápida	Vlt. 8	FRANCESC PEREZ CASAS	2:05.613	145.5 Kph
---------------	--------	----------------------	----------	-----------

#79 - ANULACION TIEMPOS ART. 01.03 REGLAMENTO TECNICO PREMOTO3

Estado de la pista: **SECO**

Hora de publicación:

Director de carrera:	Cronometrador:
----------------------	----------------



PREMOTO3

RFME CAMPEONATO DE ESPAÑA DE VELOCIDAD

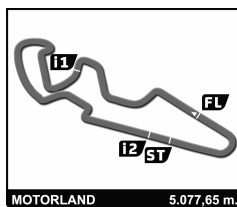
Entrenamientos Cronometrados

Clasificación Final

Nº Piloto	Nat	Equipo	Sesión 1		Sesión 2		Tiempo	Dif.		
			Tiempo	Vlt.	Tiempo	Vlt.				
1	5	FRANCESC PEREZ CASAS	ESP	ETG RACING	2:07.069	3	2:05.613	8	2:05.613	
2	21	ALONSO LOPEZ GONZALEZ	ESP	SCHOOL TEAM ESTRELLA GALICIA 0,0	2:06.913	9	2:05.633	11	2:05.633	+0.020 +0.020
3	26	MIGUEL PARRA MARTINEZ	ESP	SCHOOL TEAM ESTRELLA GALICIA 0,0	2:06.754	10	2:05.990	11	2:05.990	+0.377 +0.357
4	4	FILIP SALAC	CZE	BLUQAQ HMA RACING	2:06.896	12	2:06.007	8	2:06.007	+0.394 +0.017
5	17	MARC LUNA BAYEN	ESP	CUNA DE CAMPEONES	2:07.582	7	2:06.499	7	2:06.499	+0.886 +0.492
6	47	FERRAN HERNANDEZ MOYANO	ESP	ETG RACING	2:07.575	8	2:06.755	9	2:06.755	+1.142 +0.256
7	18	MANUEL GONZALEZ SIMON	ESP	TEAM MS	2:07.623	6	2:06.890	2	2:06.890	+1.277 +0.135
8	76	JULIAN GIRAL ROMERO	ESP	TARGOBANK MOTORSPORT	2:06.905	10	2:07.209	11	2:06.905	+1.292 +0.015
9	16	JOSE JULIAN GARCIA GARCIA	ESP	FAU55 RACING	2:07.000	8			2:07.000	+1.387 +0.095
10	77	PEDRO JAVIER CASTAÑO ILLAN	ESP	CUNA DE CAMPEONES	2:11.032	2	2:07.340	12	2:07.340	+1.727 +0.340
11	55	ALEX TOLEDO ROMERO	ESP	ARO RACING	2:08.042	11	2:07.403	12	2:07.403	+1.790 +0.063
12	48	JOAN DIAZ CORBELLA	ESP	CUNA DE CAMPEONES	2:07.799	8	2:07.409	12	2:07.409	+1.796 +0.006
13	52	JEREMY ALCOBA FERRER	ESP	SCHOOL TEAM ESTRELLA GALICIA 0,0	2:07.680	4	2:07.665	9	2:07.665	+2.052 +0.256
14	23	ALEJANDRO GARCIA DIAZ	ESP	CUNA DE CAMPEONES	2:08.726	8	2:07.843	11	2:07.843	+2.230 +0.178
15	33	DANIEL VALLE MUÑOZ	ESP	BLUQAQ HMA RACING	2:09.435	3	2:07.936	6	2:07.936	+2.323 +0.093
16	37	PAUL FRÖDE	GER	DVRACING	2:09.918	10	2:08.310	7	2:08.310	+2.697 +0.374
17	9	FRANCISCO GOMEZ REQUENA	ESP	EUROTRADIS VHC RACING TEAM	2:09.249	6	2:08.491	12	2:08.491	+2.878 +0.181
18	11	ALEXANDRE JUANES	FRA	DJ RACING COMPETITION	2:09.072	4	2:08.515	6	2:08.515	+2.902 +0.024
19	25	ANDY VERDOIA	FRA	TEAM VERDOIA	2:10.708	4	2:08.592	10	2:08.592	+2.979 +0.077
20	75	SERGIO MUÑOZ SOLANO	ESP	BST	2:09.213	12	2:08.595	12	2:08.595	+2.982 +0.003
21	30	LUCAS TORRES MERCADO	BRA	SCHOOL TEAM ESTRELLA GALICIA 0,0	2:09.222	5	2:08.730	6	2:08.730	+3.117 +0.135
22	27	ALEX PEREZ VIADEL	ESP	BLUQAQ HMA RACING	2:08.893	9	2:09.647	7	2:08.893	+3.280 +0.163
23	19	VICTOR RODRIGUEZ NUÑEZ	ESP	VR RACING	2:10.355	6	2:08.951	8	2:08.951	+3.338 +0.058
24	99	CARLOS TATAY VILA	ESP	AJEVO RACING TEAM	2:09.684	10	2:09.649	3	2:09.649	+4.036 +0.698
25	24	XAVIER MAZA GARCIA	ESP	MOMN	2:10.239	11	2:09.729	11	2:09.729	+4.116 +0.080
26	43	STEWART GARCIA CORREA	COL	ARO RACING	2:09.995	11	2:11.061	3	2:09.995	+4.382 +0.266
27	79	STORM LESTER JOHN STACEY	GBR	FAU55 RACING	2:10.107	5			2:10.107	+4.494 +0.112
28	34	GINO NAVARRO BUXO	ESP	GNB SPORT OXD	2:10.839	5	2:10.594	6	2:10.594	+4.981 +0.487
29	46	ADRIAN CASES CHULIAN	ESP	TJC RACING -MOTOS YEPES	2:11.855	11	2:11.158	3	2:11.158	+5.545 +0.564
30	74	IVAN RODRIGUEZ NADAL	ESP	WIN RACING	2:15.151	10	2:13.992	7	2:13.992	+8.379 +2.834
31	45	CLEMENT ROUGE	FRA	TEAM C-RACER	2:14.222	3			2:14.222	+8.609 +0.230
32	89	ANGELO PAOLO FRANCO GAJARD	VEN	ZEROPROJECT	2:16.211	9	2:17.061	7	2:16.211	+10.598 +1.989

Hora publicación:

Comisarios deportivos:	Cronometrador:
------------------------	----------------



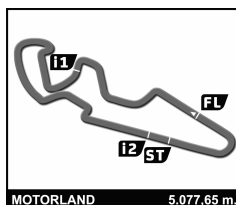
PREMOTO3

RFME CAMPEONATO DE ESPAÑA DE VELOCIDAD

Entrenamientos Cronometrados 2

Mejores tiempos de sector

SECTOR 1			SECTOR 2			SECTOR 3			Pos	Piloto	Vuelta Ideal	Mejor Vuelta
Pos	Piloto	Tiempo	Piloto	Tiempo	Piloto	Tiempo	Pos	Piloto				
1	21 A. LOPEZ GONZALEZ	35.192	5 F. PEREZ CASAS	1:07.409	26 M. PARRA MARTINEZ	22.727	1	5 F. PEREZ CASAS	2'05.545	2:05.613	(1)	
2	26 M. PARRA MARTINEZ	35.286	4 F. SALAC	1:07.534	5 F. PEREZ CASAS	22.766	2	21 A. LOPEZ GONZALEZ	2'05.633	2:05.633	(2)	
3	5 F. PEREZ CASAS	35.370	21 A. LOPEZ GONZALEZ	1:07.575	17 M. LUNA BAYEN	22.829	3	26 M. PARRA MARTINEZ	2'05.661	2:05.990	(3)	
4	17 M. LUNA BAYEN	35.524	26 M. PARRA MARTINEZ	1:07.648	76 J. GIRAL ROMERO	22.857	4	4 F. SALAC	2'06.007	2:06.007	(4)	
5	4 F. SALAC	35.587	18 M. GONZALEZ SIMON	1:07.921	21 A. LOPEZ GONZALEZ	22.866	5	17 M. LUNA BAYEN	2'06.499	2:06.499	(5)	
6	18 M. GONZALEZ SIMON	35.644	47 F. HERNANDEZ MOYANO	1:07.982	4 F. SALAC	22.886	6	47 F. HERNANDEZ MOYANO	2'06.617	2:06.755	(6)	
7	47 F. HERNANDEZ MOYANO	35.727	77 P. CASTAÑO ILLAN	1:08.028	47 F. HERNANDEZ MOYANO	22.908	7	18 M. GONZALEZ SIMON	2'06.747	2:06.890	(7)	
8	76 J. GIRAL ROMERO	35.825	48 J. DIAZ CORBELLA	1:08.113	52 J. ALCOBA FERRER	22.991	8	76 J. GIRAL ROMERO	2'07.052	2:07.209	(8)	
9	48 J. DIAZ CORBELLA	35.830	17 M. LUNA BAYEN	1:08.146	55 A. TOLEDO ROMERO	23.034	9	55 A. TOLEDO ROMERO	2'07.118	2:07.403	(10)	
10	55 A. TOLEDO ROMERO	35.831	55 A. TOLEDO ROMERO	1:08.253	99 C. TATAY VILA	23.064	10	52 J. ALCOBA FERRER	2'07.266	2:07.665	(12)	
11	23 A. GARCIA DIAZ	35.947	52 J. ALCOBA FERRER	1:08.304	23 A. GARCIA DIAZ	23.083	11	48 J. DIAZ CORBELLA	2'07.282	2:07.409	(11)	
12	52 J. ALCOBA FERRER	35.971	76 J. GIRAL ROMERO	1:08.370	30 L. TORRES MERCADO	23.139	12	77 P. CASTAÑO ILLAN	2'07.340	2:07.340	(9)	
13	33 D. VALLE MUÑOZ	36.009	37 P. FRÖDE	1:08.511	33 D. VALLE MUÑOZ	23.180	13	23 A. GARCIA DIAZ	2'07.678	2:07.843	(13)	
14	77 P. CASTAÑO ILLAN	36.019	33 D. VALLE MUÑOZ	1:08.629	11 A. JUANES	23.181	14	33 D. VALLE MUÑOZ	2'07.818	2:07.936	(14)	
15	25 A. VERDOIA	36.026	23 A. GARCIA DIAZ	1:08.648	18 M. GONZALEZ SIMON	23.182	15	37 P. FRÖDE	2'08.078	2:08.310	(15)	
16	9 F. GOMEZ REQUENA	36.053	9 F. GOMEZ REQUENA	1:08.836	27 A. PEREZ VIADEL	23.193	16	9 F. GOMEZ REQUENA	2'08.261	2:08.491	(16)	
17	79 S. STACEY	36.165	75 S. MUÑOZ SOLANO	1:09.028	75 S. MUÑOZ SOLANO	23.266	17	11 A. JUANES	2'08.515	2:08.515	(17)	
18	37 P. FRÖDE	36.173	11 A. JUANES	1:09.058	79 S. STACEY	23.291	18	75 S. MUÑOZ SOLANO	2'08.550	2:08.595	(19)	
19	19 V. RODRIGUEZ NUÑEZ	36.231	25 A. VERDOIA	1:09.128	77 P. CASTAÑO ILLAN	23.293	19	25 A. VERDOIA	2'08.573	2:08.592	(18)	
20	75 S. MUÑOZ SOLANO	36.256	19 V. RODRIGUEZ NUÑEZ	1:09.165	48 J. DIAZ CORBELLA	23.339	20	30 L. TORRES MERCADO	2'08.683	2:08.730	(20)	
21	11 A. JUANES	36.276	30 L. TORRES MERCADO	1:09.221	19 V. RODRIGUEZ NUÑEZ	23.360	21	19 V. RODRIGUEZ NUÑEZ	2'08.756	2:08.951	(21)	
22	30 L. TORRES MERCADO	36.323	79 S. STACEY	1:09.325	9 F. GOMEZ REQUENA	23.372	22	79 S. STACEY	2'08.781	2:09.216	(22)	
23	99 C. TATAY VILA	36.468	24 X. MAZA GARCIA	1:09.434	37 P. FRÖDE	23.394	23	99 C. TATAY VILA	2'08.973	2:09.649	(24)	
24	24 X. MAZA GARCIA	36.576	99 C. TATAY VILA	1:09.441	25 A. VERDOIA	23.419	24	27 A. PEREZ VIADEL	2'09.369	2:09.647	(23)	
25	27 A. PEREZ VIADEL	36.688	34 G. NAVARRO BUXO	1:09.442	24 X. MAZA GARCIA	23.719	25	24 X. MAZA GARCIA	2'09.729	2:09.729	(25)	
26	46 A. CASES CHULIAN	36.706	27 A. PEREZ VIADEL	1:09.488	43 S. GARCIA CORREA	23.789	26	34 G. NAVARRO BUXO	2'10.420	2:10.594	(26)	
27	34 G. NAVARRO BUXO	36.967	43 S. GARCIA CORREA	1:10.093	46 A. CASES CHULIAN	23.916	27	43 S. GARCIA CORREA	2'11.031	2:11.061	(27)	
28	43 S. GARCIA CORREA	37.149	46 A. CASES CHULIAN	1:10.426	34 G. NAVARRO BUXO	24.011	28	46 A. CASES CHULIAN	2'11.048	2:11.158	(28)	
29	74 I. RODRIGUEZ NADAL	37.835	74 I. RODRIGUEZ NADAL	1:11.347	74 I. RODRIGUEZ NADAL	24.393	29	74 I. RODRIGUEZ NADAL	2'13.575	2:13.992	(29)	
30	89 A. FRANCO GAJARDO	38.470	89 A. FRANCO GAJARDO	1:13.434	89 A. FRANCO GAJARDO	24.791	30	89 A. FRANCO GAJARDO	2'16.695	2:17.061	(30)	



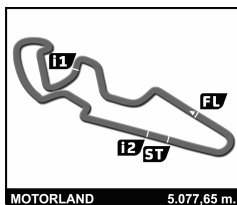
PREMOTO3

RFME CAMPEONATO DE ESPAÑA DE VELOCIDAD

Entrenamientos Cronometrados 2

Mejores Velocidades Máximas

Piloto	Equipo	V.Max 1		V.Max 2		V. Max 3		V. Max 4		V.Max 5		Pro
		Km/h	Vlt.	Km/h	Vlt.	Km/h	Vlt.	Km/h	Vlt.	Km/h	Vlt.	
47 FERRAN HERNANDEZ MOYANO	ETG RACING	210.9	4	209.3	5	207.3	6	204.2	9	204.2	3	207,2
52 JEREMY ALCOBA FERRER	SCHOOL TEAM ESTRELLA GALICIA 0,0	210.9	4	208.1	10	207.7	9	206.9	2	206.9	7	208,1
33 DANIEL VALLE MUÑOZ	BLUMAQ HMA RACING	210.9	4	208.5	8	208.5	5	208.1	6	207.3	7	208,7
21 ALONSO LOPEZ GONZALEZ	SCHOOL TEAM ESTRELLA GALICIA 0,0	210.5	11	209.3	4	209.3	10	206.9	2	206.5	3	208,5
17 MARC LUNA BAYEN	CUNA DE CAMPEONES	210.1	7	205.3	10	203.0	11	203.0	9	203.0	6	204,9
26 MIGUEL PARRA MARTINEZ	SCHOOL TEAM ESTRELLA GALICIA 0,0	209.7	11	208.9	10	207.7	3	207.3	7	206.9	5	208,1
5 FRANCESC PEREZ CASAS	ETG RACING	209.3	8	207.3	12	206.1	10	205.7	4	205.7	6	206,8
18 MANUEL GONZALEZ SIMON	TEAM MS	208.5	3	208.1	5	207.7	4	206.5	1	204.9	2	207,1
11 ALEXANDRE JUANES	DJ RACING COMPETITION	208.1	4	208.1	5	206.5	11	206.1	10	206.1	6	207,0
77 PEDRO JAVIER CASTAÑO ILLAN	CUNA DE CAMPEONES	208.1	12	208.1	11	205.3	5	204.2	4	201.5	3	205,4
76 JULIAN GIRAL ROMERO	TARGOBANK MOTORSPORT	208.1	1	208.1	11	207.3	12	206.5	4	204.5	8	206,9
25 ANDY VERDOIA	TEAM VERDOIA	207.7	4	207.3	10	207.3	9	205.3	8	204.9	3	206,5
27 ALEX PEREZ VIADEL	BLUMAQ HMA RACING	207.7	1	207.3	11	207.3	2	206.5	10	205.3	5	206,8
23 ALEJANDRO GARCIA DIAZ	CUNA DE CAMPEONES	207.7	11	204.5	10	203.4	5	202.6	4	202.2	6	204,1
55 ALEX TOLEDO ROMERO	ARO RACING	207.3	3	206.9	11	206.5	2	204.9	6	204.5	12	206,0
99 CARLOS TATAY VILA	AJEVO RACING TEAM	207.3	5	206.9	1	206.9	2	205.7	4	204.9	8	206,3
75 SERGIO MUÑOZ SOLANO	BST	206.9	11	204.5	4	203.4	10	202.6	1	202.6	12	204,0
4 FILIP SALAC	BLUMAQ HMA RACING	206.9	3	206.9	4	206.9	8	205.7	5	205.7	6	206,4
48 JOAN DIAZ CORBELLA	CUNA DE CAMPEONES	206.9	4	206.5	3	206.1	2	205.7	5	205.3	11	206,1
43 STEWARD GARCIA CORREA	ARO RACING	206.5	1	201.9	2	201.5	3					203,3
79 STORM LESTER JOHN STACEY	FAU55 RACING	206.1	7	203.4	5	202.6	1	201.9	10	201.5	4	203,1
19 VICTOR RODRIGUEZ NUÑEZ	VR RACING	205.3	4	203.8	5	203.8	8	203.4	11	203.4	3	203,9
30 LUCAS TORRES MERCADO	SCHOOL TEAM ESTRELLA GALICIA 0,0	204.9	6	204.5	4	203.4	9	203.4	3	203.0	10	203,8
46 ADRIAN CASES CHULIAN	TJC RACING -MOTOS YEPES	203.4	4	202.2	5	201.9	1	201.9	10	201.1	6	202,1
37 PAUL FRÖDE	DVRACING	202.6	4	201.9	6	201.1	1	201.1	9	200.7	11	201,5
9 FRANCISCO GOMEZ REQUENA	EUROTRADIS VHC RACING TEAM	202.2	5	200.0	4	199.6	12	199.6	11	199.6	10	200,2
24 XAVIER MAZA GARCIA	MOMN	201.1	2	200.0	4	199.6	1	198.5	5	197.4	10	199,3
34 GINO NAVARRO BUJO	GNB SPORT OXD	201.1	2	199.3	4	198.2	1	197.4	5	196.0	3	198,4
89 ANGELO PAOLO FRANCO GAJARDO	ZEROPROJECT	194.9	3	193.5	1	193.5	4	190.1	2	190.1	5	192,4
74 IVAN RODRIGUEZ NADAL	WIN RACING	191.5	3	191.5	4	190.5	7	190.5	8	190.1	9	190,8
45 CLEMENT ROUGE	TEAM C-RACER											
16 JOSE JULIAN GARCIA GARCIA	FAU55 RACING											



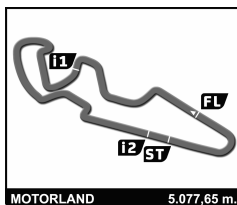
MOTORLAND 5.077,85 m.

PREMOTO3

RFME CAMPEONATO DE ESPAÑA DE VELOCIDAD Después de Entrenamientos Cronometrados 2

Velocidad máxima del evento

Piloto	Equipo	Moto	V. Max	Vlt.	Sesión	
16	JOSE JULIAN GARCIA GARCIA	FAU55 RACING	BEON	215.1	2	Entrenamientos Cronometr
5	FRANCESC PEREZ CASAS	ETG RACING	BEON	213.9	2	Entrenamientos Cronometr
18	MANUEL GONZALEZ SIMON	TEAM MS	RMU MOTO	213.9	2	Entrenamientos Cronometr
26	MIGUEL PARRA MARTINEZ	SCHOOL TEAM ESTRELLA GALICIA 0,0	BEON	213.9	2	Entrenamientos Cronometr
52	JEREMY ALCOBA FERRER	SCHOOL TEAM ESTRELLA GALICIA 0,0	BEON	213.0	4	Entrenamientos Cronometr
4	FILIP SALAC	BLUMAQ HMA RACING	BEON	212.6	9	Entrenamientos Cronometr
55	ALEX TOLEDO ROMERO	ARO RACING	METRAKIT	212.6	2	Entrenamientos Cronometr
33	DANIEL VALLE MUÑOZ	BLUMAQ HMA RACING	BEON	212.2	7	Entrenamientos Cronometr
37	PAUL FRÖDE	DVRACING	RMU MOTO	212.2	2	Entrenamientos Cronometr
21	ALONSO LOPEZ GONZALEZ	SCHOOL TEAM ESTRELLA GALICIA 0,0	BEON	211.8	2	Entrenamientos Cronometr
99	CARLOS TATAY VILA	AJEVO RACING TEAM	MORIWAKI	211.4	10	Entrenamientos Cronometr
47	FERRAN HERNANDEZ MOYANO	ETG RACING	BEON	210.9	2	Entrenamientos Cronometr
75	SERGIO MUÑOZ SOLANO	BST	HONDA	210.9	2	Entrenamientos Cronometr
17	MARC LUNA BAYEN	CUNA DE CAMPEONES	MIR RACING	210.5	4	Entrenamientos Cronometr
30	LUCAS TORRES MERCADO	SCHOOL TEAM ESTRELLA GALICIA 0,0	BEON	210.5	6	Entrenamientos Cronometr
76	JULIAN GIRAL ROMERO	TARGOBANK MOTORSPORT	BEON	210.1	2	Entrenamientos Cronometr
27	ALEX PEREZ VIADEL	BLUMAQ HMA RACING	BEON	208.9	2	Entrenamientos Cronometr
43	STEWART GARCIA CORREA	ARO RACING	METRAKIT	208.5	9	Entrenamientos Cronometr
48	JOAN DIAZ CORBELLA	CUNA DE CAMPEONES	MIR RACING	208.5	8	Entrenamientos Cronometr
79	STORM LESTER JOHN STACEY	FAU55 RACING	BEON	208.5	7	Entrenamientos Cronometr
11	ALEXANDRE JUANES	DJ RACING COMPETITION	HONDA	208.1	4	Entrenamientos Cronometr
19	VICTOR RODRIGUEZ NUÑEZ	VR RACING	BEON	208.1	6	Entrenamientos Cronometr
77	PEDRO JAVIER CASTAÑO ILLAN	CUNA DE CAMPEONES	MIR RACING	208.1	11	Entrenamientos Cronometr
23	ALEJANDRO GARCIA DIAZ	CUNA DE CAMPEONES	MIR RACING	207.7	11	Entrenamientos Cronometr
25	ANDY VERDOIA	TEAM VERDOIA	MIR RACING	207.7	4	Entrenamientos Cronometr
45	CLEMENT ROUGE	TEAM C-RACER	MORIWAKI	206.9	2	Entrenamientos Cronometr
9	FRANCISCO GOMEZ REQUENA	EUROTRADIS VHC RACING TEAM	BEON	205.7	2	Entrenamientos Cronometr
46	ADRIAN CASES CHULIAN	TJC RACING -MOTOS YEPES	MORIWAKI	205.7	2	Entrenamientos Cronometr
24	XAVIER MAZA GARCIA	MOMN	BEON	204.5	11	Entrenamientos Cronometr
34	GINO NAVARRO BUXO	GNB SPORT OXD	BMS	204.5	2	Entrenamientos Cronometr
89	ANGELO PAOLO FRANCO GAJARDO	ZEROPROJECT	BEON	198.5	10	Entrenamientos Cronometr
74	IVAN RODRIGUEZ NADAL	WIN RACING	RMU MOTO	195.3	8	Entrenamientos Cronometr



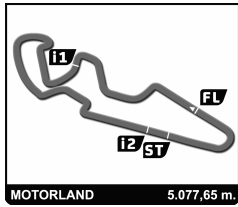
PREMOTO3

RFME CAMPEONATO DE ESPAÑA DE VELOCIDAD

Entrenamientos Cronometrados 2

Secuencia de vueltas rápidas

Tiempo de sesión	Piloto	Equipo	Moto	Neumaticos	Tiempo	km/h	Vlt.
4:18.194	76 JULIAN GIRAL ROMERO	TARGOBANK MOTORSPORT	BEON	DUNLOP	2:07.696	143.1	2
4:27.660	18 MANUEL GONZALEZ SIMON	TEAM MS	RMU MOTO	DUNLOP	2:06.890	144.0	2
14:00.071	5 FRANCESC PEREZ CASAS	ETG RACING	BEON	DUNLOP	2:06.340	144.7	6
16:06.289	5 FRANCESC PEREZ CASAS	ETG RACING	BEON	DUNLOP	2:06.218	144.8	7
18:11.805	4 FILIP SALAC	BLUMAQ HMA RACING	BEON	DUNLOP	2:06.007	145.0	8
18:11.902	5 FRANCESC PEREZ CASAS	ETG RACING	BEON	DUNLOP	2:05.613	145.5	8



PREMOTO3

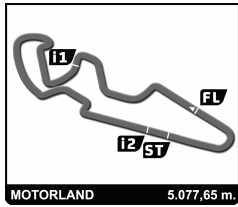
RFME CAMPEONATO DE ESPAÑA DE VELOCIDAD

Entrenamientos Cronometrados 2

Vuelta a vuelta

Mejor Personal Mejor de la sesión B Cruzando la línea de meta por el pit lane.

Vlt.	Nombre	Equipo	Sector 1	Sector 2	Sector 3	Km/h	T. Sesión	Vlt.	Nombre	Equipo	Sector 1	Sector 2	Sector 3	Km/h	T. Sesión			
4	FILIP SALAC	BLUMAQ HMA RACING	CZE															
			BEON															
			1	3:21.112	1:46.589	1:11.199	23.324	205.3	3:21.112									
			2	2:08.108	36.169	1:08.649	23.290	204.9	5:29.220									
			3	2:08.481	36.120	1:09.075	23.286	206.9	7:37.701									
			4	2:07.436	36.140	1:08.116	23.180	206.9	9:45.137									
			5	2:07.039	35.897	1:07.977	23.165	205.7	11:52.176									
			6	2:07.073	35.865	1:08.173	23.035	205.7	13:59.249									
			7	2:06.549	35.787	1:07.642	23.120	203.8	16:05.798									
			8	2:06.007	35.587	1:07.534	22.886	206.9	18:11.805									
			9	2:26.393	38.248	1:22.998	25.147	191.5	20:38.198									
			10	2:07.800	35.686	1:08.730	23.384	201.5	22:45.998									
11	2:07.938	36.216	1:08.457	23.265	202.6	24:53.936												
12	2:08.021	36.103	1:08.578	23.340	199.6	27:01.957												
5	FRANCESC PEREZ CASAS	ETG RACING	ESP															
			BEON															
			1	3:05.497	1:32.047	1:09.743	23.707	203.0	3:05.497									
			2	2:08.476	36.267	1:08.694	23.515	203.0	5:13.973									
			3	2:07.125	35.986	1:07.837	23.302	205.3	7:21.098									
			4	2:07.837	35.932	1:08.455	23.450	205.7	9:28.935									
			5	2:24.796	45.693	1:15.748	23.355	204.2	11:53.731									
			6	2:06.340	35.657	1:07.543	23.140	205.7	14:00.071									
			7	2:06.218	35.646	1:07.409	23.163	203.0	16:06.289									
			8	2:05.613	35.370	1:07.477	22.766	209.3	18:11.902									
			9	2:22.633	38.200	1:20.870	23.563	202.6	20:34.535									
			10	2:12.208	37.884	1:11.277	23.047	206.1	22:46.743									
11	2:07.720	35.957	1:08.735	23.028	204.5	24:54.463												
12	2:08.684	36.040	1:09.589	23.055	207.3	27:03.147												
9	FRANCISCO GOMEZ REQUENA	EUROTRADIS VHC RACING TEAM	ESP															
			BEON															
			1	2:21.251	40.822	1:14.924	25.505	186.5	2:21.251									
			2	2:10.182	36.556	1:09.677	23.949	196.0	4:31.433									
			3	2:09.575	36.584	1:09.202	23.789	196.7	6:41.008									
			4	2:09.496	36.526	1:09.186	23.784	200.0	8:50.504									
			5	2:08.877	36.249	1:09.028	23.600	202.2	10:59.381									
			6	2:09.076	36.075	1:09.286	23.715	197.1	13:08.457									
			7	2:08.850	36.152	1:08.914	23.784	196.7	15:17.307									
			8	2:08.659	36.053	1:08.954	23.652	197.8	17:25.966									
			9	2:34.669	41.716	1:28.638	24.315	196.0	20:00.635									
			10	2:09.957	36.708	1:09.482	23.767	199.6	22:10.592									
11	2:09.596	36.460	1:09.542	23.594	199.6	24:20.188												
12	2:08.491	36.283	1:08.836	23.372	199.6	26:28.679												
11	ALEXANDRE JUANES	DJ RACING COMPETITION	FRA															
			HONDA															
			1	2:12.543	37.512	1:11.385	23.646	204.9	2:12.543									
			2	2:10.399	36.975	1:09.571	23.853	201.5	4:22.942									
			3	2:10.543	36.872	1:09.842	23.829	199.6	6:33.485									
			4	2:10.304	36.752	1:10.209	23.343	208.1	8:43.789									
			5	2:09.489	36.297	1:09.886	23.306	208.1	10:53.278									
			6	2:08.515	36.276	1:09.058	23.181	206.1	13:01.793									
			7	2:12.379	36.795	1:11.963	23.621	199.6	15:14.172									
			8	2:13.645	38.121	1:12.204	23.320	204.2	17:27.817									
			17	MARC LUNA BAYEN	CUNA DE CAMPEONES	ESP												
						MIR RACING												
1	2:24.591	49.169				1:11.844	23.578	198.9	2:24.591									
2	2:09.451	36.203				1:09.745	23.503	201.5	4:34.042									
3	2:08.014	36.133				1:08.478	23.403	202.2	6:42.056									
4	2:10.188	36.383				1:09.986	23.819	201.1	8:52.244									
5	2:17.869	36.661				1:11.938	29.270	196.4	11:10.113									
6	4:09.697	2:36.974				1:09.486	23.237	203.0	15:19.810									
7	2:06.499	35.524				1:08.146	22.829	210.1	17:26.309									
8	2:20.567	40.776				1:15.751	24.040	196.0	19:46.876									
9	2:14.830	38.741				1:12.590	23.499	203.0	22:01.706									
10	2:07.738	35.786				1:08.666	23.286	205.3	24:09.444									
11	2:07.140	35.734	1:08.336	23.070	203.0	26:16.584												
18	MANUEL GONZALEZ SIMON	TEAM MS	ESP															
			RMU MOTO															
			1	2:20.770	47.406	1:09.962	23.402	206.5	2:20.770									
			2	2:06.890	35.708	1:07.921	23.261	204.9	4:27.660									
			3	2:07.164	35.644	1:08.338	23.182	208.5	6:34.824									
			4	2:08.049	35.960	1:08.029	24.060	207.7	8:42.873									
			5	2:08.889	36.535	1:09.046	23.308	208.1	10:51.762									
			6	2:07.474	35.725	1:08.486	23.263	203.0	12:59.236									
			19	VICTOR RODRIGUEZ NUÑEZ	VR RACING	ESP												
						BEON												
						1	2:54.596	1:20.173	1:10.651	23.772	202.6	2:54.596						
						2	2:10.339	36.727	1:09.788	23.824	201.5	5:04.935						
3	2:10.143	36.721				1:09.733	23.689	203.4	7:15.078									
4	2:10.371	36.855				1:09.840	23.676	205.3	9:25.449									
5	2:10.072	36.845				1:09.587	23.640	203.8	11:35.521									
6	2:09.769	36.729				1:09.680	23.360	202.2	13:45.290									
7	2:09.383	36.231				1:09.466	23.686	200.7	15:54.673									
8	2:08.951	36.336				1:09.165	23.450	203.8	18:03.624									
9	2:09.145	36.451				1:09.222	23.472	202.2	20:12.769									
10	2:09.144	36.318				1:09.422	23.404	202.6	22:21.913									
11	2:09.452	36.492	1:09.363	23.597	203.4	24:31.365												
12	2:09.865	36.601	1:09.522	23.742	202.6	26:41.230												
21	ALONSO LOPEZ GONZALEZ	SCHOOL TEAM ESTRELLA GALICIA 0,0	ESP															
			BEON															
			1	2:51.614	1:17.715	1:10.403	23.496	205.3	2:51.614									
			2	2:08.798	36.510	1:08.719	23.569	206.9	5:00.412									
			3	2:07.574	36.055	1:08.157	23.362	206.5	7:07.986									
			4	2:07.271	36.048	1:07.993	23.230	209.3	9:15.257									
			5	2:26.546	42.378	1:11.134	23.034	181.5	11:41.803									
			6	4:41.691	3:04.571	1:13.691	23.429	202.6	16:23.494									
			7	2:09.470	35.720	1:08.721	25.029	167.7	18:32.964									
			8	2:07.343	35.662	1:08.515	23.166	204.9	20:40.307									
			9	2:07.423	35.408	1:08.741	23.274	199.3	22:47.730									
			10	2:08.381	36.339	1:09.072	22.970	209.3	24:56.111									
11	2:05.633	35.192	1:07.575	22.866	210.5	27:01.744												



PREMOTO3

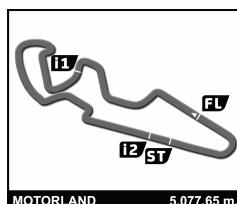
RFME CAMPEONATO DE ESPAÑA DE VELOCIDAD

Entrenamientos Cronometrados 2

Vuelta a vuelta

Mejor Personal Mejor de la sesión B Cruzando la línea de meta por el pit lane.

Vlt.	Tiempo	Sector 1	Sector 2	Sector 3	Km/h	T. Sesión	Vlt.	Tiempo	Sector 1	Sector 2	Sector 3	Km/h	T. Sesión
23	ALEJANDRO GARCIA DIAZ	ESP					27	ALEX PEREZ VIADEL	ESP				
	CUNA DE CAMPEONES	MIR RACING						BLUMAQ HMA RACING	BEON				
1	2:52.187	1:00.853	1:22.647	28.687	146.1	2:52.187	1	2:25.107	49.956	1:11.572	23.579	207.7	2:25.107
2	2:10.973	37.111	1:10.190	23.672	198.5	5:03.160	2	2:11.098	36.905	1:10.368	23.825	207.3	4:36.205
3	2:09.772	36.674	1:09.524	23.574	198.9	7:12.932	3	2:14.727	39.725	1:11.617	23.385	201.9	6:50.932
4	2:17.333	43.230	1:10.466	23.637	202.6	9:30.265	4	2:18.946	37.317	1:15.428	26.201	193.9	9:09.878
5	2:23.699	43.946	1:16.293	23.460	203.4	11:53.964	5	2:30.623 B	41.182	1:18.249	31.192	205.3	11:40.501
6	2:08.115	35.972	1:08.842	23.301	202.2	14:02.079	6	4:11.195	2:37.046	1:10.694	23.455	201.5	15:51.696
7	2:24.045	35.952	1:24.582	23.511	199.3	16:26.124	7	2:09.647	36.688	1:09.766	23.193	205.3	18:01.343
8	2:35.943 B	54.447	1:10.803	30.693	198.2	19:02.067	8	2:09.817	36.929	1:09.560	23.328	202.2	20:11.160
9	3:44.188	2:10.104	1:10.803	23.281	200.4	22:46.255	9	2:09.942	36.722	1:09.740	23.480	202.2	22:21.102
10	2:08.087	36.217	1:08.787	23.083	204.5	24:54.342	10	2:10.342	37.487	1:09.573	23.282	206.5	24:31.444
11	2:07.843	35.947	1:08.648	23.248	207.7	27:02.185	11	2:09.850	36.766	1:09.488	23.596	207.3	26:41.294
24	XAVIER MAZA GARCIA	ESP					30	LUCAS TORRES MERCADO	BRA				
	MOMN	BEON						SCHOOL TEAM ESTRELLA GALICIA 0,0	BEON				
1	2:24.981	48.078	1:13.169	23.734	199.6	2:24.981	1	2:24.341	45.572	1:14.053	24.716	202.2	2:24.341
2	2:10.975	36.811	1:10.386	23.778	201.1	4:35.956	2	2:11.538	37.117	1:10.350	24.071	199.6	4:35.879
3	2:11.017	37.089	1:09.876	24.052	196.7	6:46.973	3	2:11.080	36.795	1:10.504	23.781	203.4	6:46.959
4	2:10.528	36.933	1:09.806	23.789	200.0	8:57.501	4	2:20.788 B	37.316	1:10.817	32.655	204.5	9:07.747
5	2:10.280	36.637	1:09.780	23.863	198.5	11:07.781	5	6:22.298	4:47.614	1:11.138	23.546	200.0	15:30.045
6	2:10.366	36.692	1:09.605	24.069	196.0	13:18.147	6	2:08.730	36.370	1:09.221	23.139	204.9	17:38.775
7	2:31.865 B	38.910	1:17.409	35.546	163.6	15:50.012	7	2:09.152	36.375	1:09.308	23.469	202.6	19:47.927
8	4:07.643	2:28.718	1:14.973	23.952	196.7	19:57.655	8	2:10.043	36.323	1:09.858	23.862	200.4	21:57.970
9	2:10.810	36.936	1:10.021	23.853	197.4	22:08.465	9	2:09.652	36.589	1:09.432	23.631	203.4	24:07.622
10	2:10.245	36.742	1:09.691	23.812	197.4	24:18.710	10	2:09.258	36.573	1:09.310	23.375	203.0	26:16.880
11	2:09.729	36.576	1:09.434	23.719	196.7	26:28.439							
25	ANDY VERDOIA	FRA					33	DANIEL VALLE MUÑOZ	ESP				
	TEAM VERDOIA	MIR RACING						BLUMAQ HMA RACING	BEON				
1	2:42.556	1:07.420	1:11.385	23.751	203.4	2:42.556	1	2:17.019	41.706	1:12.056	23.257	207.3	2:17.019
2	2:11.223	37.055	1:10.351	23.817	204.2	4:53.779	2	2:09.063	36.545	1:09.091	23.427	204.2	4:26.082
3	2:09.235	36.344	1:09.324	23.567	204.9	7:03.014	3	2:09.309	36.558	1:09.558	23.193	205.3	6:35.391
4	2:16.450 B	36.841	1:09.677	29.932	207.7	9:19.464	4	2:08.794	36.637	1:08.911	23.246	210.9	8:44.185
5	6:25.436	4:24.282	1:23.815	37.339	116.8	15:44.900	5	2:08.607	36.249	1:09.021	23.337	208.5	10:52.792
6	2:09.745	36.435	1:09.629	23.681	203.4	17:54.645	6	2:07.936	36.009	1:08.747	23.180	208.1	13:00.728
7	2:09.092	36.215	1:09.299	23.578	204.5	20:03.737	7	2:08.512	36.309	1:08.796	23.407	207.3	15:09.240
8	2:08.951	36.122	1:09.410	23.419	205.3	22:12.688	8	2:08.290	36.458	1:08.629	23.203	208.5	17:17.530
9	2:08.949	36.190	1:09.288	23.471	207.3	24:21.637	9	2:24.147 B	37.783	1:13.729	32.635	199.6	19:41.677
10	2:08.592	36.026	1:09.128	23.438	207.3	26:30.229	10	3:39.356	2:05.310	1:10.489	23.557	206.9	23:21.033
11							11	2:10.322	36.917	1:09.810	23.595	207.3	25:31.355
26	MIGUEL PARRA MARTINEZ	ESP					34	GINO NAVARRO BUXO	ESP				
	SCHOOL TEAM ESTRELLA GALICIA 0,0	BEON						GNB SPORT OXD	BMS				
1	3:01.216	40.701	1:49.029	31.486	120.7	3:01.216	1	2:27.249	51.157	1:11.825	24.267	198.2	2:27.249
2	2:09.874	36.515	1:09.792	23.567	204.9	5:11.090	2	2:12.371	37.755	1:10.605	24.011	201.1	4:39.620
3	2:08.073	36.122	1:08.683	23.268	207.7	7:19.163	3	2:12.551	37.229	1:11.285	24.037	196.0	6:52.171
4	2:22.507 B	37.702	1:12.308	32.497	199.3	9:41.670	4	2:11.346	37.430	1:09.854	24.062	199.3	9:03.517
5	4:36.050	3:03.749	1:09.029	23.272	206.9	14:17.720	5	2:10.849	37.176	1:09.606	24.067	197.4	11:14.366
6	2:07.519	35.632	1:08.794	23.093	205.3	16:25.239	6	2:10.594	37.107	1:09.442	24.045	194.6	13:24.960
7	2:06.186	35.286	1:07.958	22.942	207.3	18:31.425	7	2:19.577 B	38.218	1:10.981	30.378	187.2	15:44.537
8	2:06.190	35.432	1:07.648	23.110	205.7	20:37.615	8	2:26.429	51.213	1:09.862	25.354	180.3	18:10.966
9	2:14.046	35.514	1:14.355	24.177	189.8	22:51.661	9	2:20.923 B	37.633	1:13.411	29.879	192.5	20:31.889
10	2:06.920	35.748	1:08.290	22.882	208.9	24:58.581	10	3:26.508	1:51.633	1:10.258	24.617	194.9	23:58.397
11	2:05.990	35.381	1:07.882	22.727	209.7	27:04.571	11	2:10.983	36.967	1:09.814	24.202	194.2	26:09.380



PREMOTO3

RFME CAMPEONATO DE ESPAÑA DE VELOCIDAD

Entrenamientos Cronometrados 2

Vuelta a vuelta

Mejor Personal Mejor de la sesión B Cruzando la línea de meta por el pit lane.

Vlt.	Tiempo	Sector 1	Sector 2	Sector 3	Km/h	T. Sesión	
37	PAUL FRÖDE						GER
	DVRACING						RMU MOTO
1	2:10.453	35.470	1:11.072	23.911	201.1	2:10.453	
2	2:09.555	36.720	1:09.166	23.669	200.4	4:20.008	
3	2:09.707	36.795	1:09.128	23.784	198.9	6:29.715	
4	2:11.271	36.781	1:10.784	23.706	202.6	8:40.986	
5	2:09.828	36.724	1:09.257	23.847	200.7	10:50.814	
6	2:08.966	36.442	1:09.130	23.394	201.9	12:59.780	
7	2:08.310	36.204	1:08.511	23.595	200.0	15:08.090	
8	2:08.785	36.256	1:09.032	23.497	198.9	17:16.875	
9	2:08.576	36.287	1:08.828	23.461	201.1	19:25.451	
10	2:08.628	36.343	1:08.567	23.718	198.5	21:34.079	
11	2:09.058	36.242	1:08.997	23.819	200.7	23:43.137	
12	2:08.669	36.173	1:08.767	23.729	200.7	25:51.806	

Vlt.	Tiempo	Sector 1	Sector 2	Sector 3	Km/h	T. Sesión	
43	STEWART GARCIA CORREA						COL
	ARO RACING						METRAKIT
1	2:27.406	51.698	1:11.919	23.789	206.5	2:27.406	
2	2:12.043	37.394	1:10.639	24.010	201.9	4:39.449	
3	2:11.061	37.149	1:10.093	23.819	201.5	6:50.510	

Vlt.	Tiempo	Sector 1	Sector 2	Sector 3	Km/h	T. Sesión	
46	ADRIAN CASES CHULIAN						ESP
	TJC RACING -MOTOS YEPES						MORIWAKI
1	2:40.755	1:03.306	1:13.172	24.277	201.9	2:40.755	
2	2:13.275	37.694	1:11.501	24.080	201.1	4:54.030	
3	2:11.158	36.706	1:10.426	24.026	201.1	7:05.188	
4	2:12.051	37.115	1:10.821	24.115	203.4	9:17.239	
5	2:11.881	37.428	1:10.523	23.930	202.2	11:29.120	
6	2:42.656 B	54.432	1:17.412	30.812	201.1	14:11.776	
7	3:15.501	1:30.163	1:21.422	23.916	198.5	17:27.277	
8	2:15.481	39.782	1:11.672	24.027	200.4	19:42.758	
9	2:22.408	37.325	1:20.887	24.196	198.2	22:05.166	
10	2:20.829	37.400	1:19.175	24.254	201.9	24:25.995	
11	2:11.486	37.001	1:10.447	24.038	201.1	26:37.481	

Vlt.	Tiempo	Sector 1	Sector 2	Sector 3	Km/h	T. Sesión	
47	FERRAN HERNANDEZ MOYANO						ESP
	ETG RACING						BEON
1	2:16.506	42.140	1:11.135	23.231	203.8	2:16.506	
2	2:08.047	36.246	1:08.500	23.301	203.0	4:24.553	
3	2:10.925	37.607	1:10.410	22.908	204.2	6:35.478	
4	2:07.149	35.771	1:08.370	23.008	210.9	8:42.627	
5	2:10.401	36.300	1:11.106	22.995	209.3	10:53.028	
6	2:07.844	36.021	1:08.601	23.222	207.3	13:00.872	
7	2:14.342	40.289	1:10.895	23.158	201.9	15:15.214	
8	2:07.008	35.727	1:08.158	23.123	201.9	17:22.222	
9	2:06.755	35.765	1:07.982	23.008	204.2	19:28.977	
10	2:07.293	35.898	1:08.206	23.189	201.9	21:36.270	

Vlt.	Tiempo	Sector 1	Sector 2	Sector 3	Km/h	T. Sesión	
48	JOAN DIAZ CORBELLA						ESP
	CUNA DE CAMPEONES						MIR RACING
1	2:42.116	1:07.072	1:11.374	23.670	203.4	2:42.116	
2	2:12.720	36.443	1:12.882	23.395	206.1	4:54.836	
3	2:08.289	36.006	1:08.852	23.431	206.5	7:03.125	
4	2:14.949	36.873	1:08.764	29.312	206.9	9:18.074	
5	2:10.544	36.699	1:10.456	23.389	205.7	11:28.618	

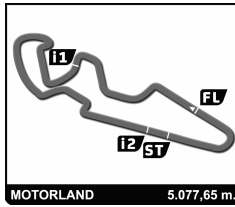
Vlt.	Tiempo	Sector 1	Sector 2	Sector 3	Km/h	T. Sesión
6	2:07.842	36.019	1:08.484	23.339	204.2	13:36.460
7	2:07.906	35.938	1:08.395	23.573	203.0	15:44.366
8	2:07.512	35.830	1:08.277	23.405	203.8	17:51.878
9	2:27.097	40.788	1:19.508	26.801	175.6	20:18.975
10	2:10.212	37.460	1:09.204	23.548	204.9	22:29.187
11	2:07.735	36.064	1:08.268	23.403	205.3	24:36.922
12	2:07.409	35.914	1:08.113	23.382	204.2	26:44.331

Vlt.	Tiempo	Sector 1	Sector 2	Sector 3	Km/h	T. Sesión	
52	JEREMY ALCOBA FERRER						ESP
	SCHOOL TEAM ESTRELLA GALICIA 0,0						BEON
1	2:18.923	35.104	1:16.336	27.483	127.7	2:18.923	
2	2:07.983	36.140	1:08.852	22.991	206.9	4:26.906	
3	2:07.927	36.004	1:08.613	23.310	206.5	6:34.833	
4	2:07.706	36.192	1:08.345	23.169	210.9	8:42.539	
5	2:18.603 B	36.612	1:09.894	32.097	170.3	11:01.142	
6	5:42.980	4:03.170	1:16.444	23.366	203.8	16:44.122	
7	2:07.730	36.027	1:08.606	23.097	206.9	18:51.852	
8	2:07.723	36.149	1:08.304	23.270	206.5	20:59.575	
9	2:07.665	35.971	1:08.601	23.093	207.7	23:07.240	
10	2:09.045	37.087	1:08.820	23.138	208.1	25:16.285	

Vlt.	Tiempo	Sector 1	Sector 2	Sector 3	Km/h	T. Sesión	
55	ALEX TOLEDO ROMERO						ESP
	ARO RACING						METRAKIT
1	2:44.299	44.390	1:24.384	35.525	84.2	2:44.299	
2	2:08.879	36.310	1:09.443	23.126	206.5	4:53.178	
3	2:08.991	36.249	1:09.243	23.499	207.3	7:02.169	
4	2:13.130	38.482	1:09.964	24.684	197.1	9:15.299	
5	2:21.892	38.352	1:20.299	23.241	204.2	11:37.191	
6	2:07.812	36.224	1:08.554	23.034	204.9	13:45.003	
7	2:07.680	35.831	1:08.601	23.248	200.7	15:52.683	
8	2:07.727	35.867	1:08.780	23.080	204.2	18:00.410	
9	2:09.514	37.191	1:09.052	23.271	202.6	20:09.924	
10	2:08.091	36.254	1:08.629	23.208	203.4	22:18.015	
11	2:08.029	36.209	1:08.501	23.319	206.9	24:26.044	
12	2:07.403	36.103	1:08.253	23.047	204.5	26:33.447	

Vlt.	Tiempo	Sector 1	Sector 2	Sector 3	Km/h	T. Sesión	
74	IVAN RODRIGUEZ NADAL						ESP
	WIN RACING						RMU MOTO
1	3:33.638	1:50.901	1:17.665	25.072	189.5	3:33.638	
2	2:16.367	38.531	1:13.061	24.775	188.2	5:50.005	
3	2:24.023	37.835	1:21.388	24.800	191.5	8:14.028	
4	2:14.306	38.288	1:11.347	24.671	191.5	10:28.334	
5	2:30.566 B	41.128	1:15.678	33.760	184.0	12:58.900	
6	2:56.480	1:18.266	1:13.061	25.153	187.5	15:55.380	
7	2:13.992	37.938	1:11.661	24.393	190.5	18:09.372	
8	2:14.288	37.959	1:11.882	24.447	190.5	20:23.660	
9	2:14.651	38.078	1:12.034	24.539	190.1	22:38.311	

Vlt.	Tiempo	Sector 1	Sector 2	Sector 3	Km/h	T. Sesión	
75	SERGIO MUÑOZ SOLANO						ESP
	BST						HONDA
1	2:24.446	49.518	1:11.340	23.588	202.6	2:24.446	
2	2:11.334	37.126	1:10.302	23.906	201.9	4:35.780	
3	2:11.231	37.571	1:10.142	23.518	201.5	6:47.011	
4	2:10.441	37.036	1:09.832	23.573	204.5	8:57.452	
5	2:12.062	36.825	1:10.482	24.755	185.9	11:09.514	
6	2:09.314	36.757	1:09.114	23.443	201.5	13:18.828	



PREMOTO3

RFME CAMPEONATO DE ESPAÑA DE VELOCIDAD

Entrenamientos Cronometrados 2

Vuelta a vuelta

■ Mejor Personal ■ Mejor de la sesión B Cruzando la línea de meta por el pit lane.

Vlt.	Tiempo	Sector 1	Sector 2	Sector 3	Km/h	T. Sesión	Vlt.	Tiempo	Sector 1	Sector 2	Sector 3	Km/h	T. Sesión
7	2:10.779	36.794	1:10.232	23.753	196.7	15:29.607	5	2:17.408	38.895	1:13.628	24.885	190.1	12:14.718
8	2:09.169	36.418	1:09.164	23.587	199.6	17:38.776	6	2:17.943	38.614	1:14.395	24.934	189.5	14:32.661
9	2:23.402	41.146	1:18.547	23.709	198.2	20:02.178	7	2:17.061	38.470	1:13.434	25.157	188.8	16:49.722
10	2:08.788	36.457	1:09.028	23.303	203.4	22:10.966	8	2:22.279	40.834	1:15.591	25.854	180.3	19:12.001
11	2:09.088	36.590	1:09.232	23.266	206.9	24:20.054	9	2:29.817 B	38.871	1:15.438	35.508	189.8	21:41.818
12	2:08.595	36.256	1:09.035	23.304	202.6	26:28.649							

76 JULIAN GIRAL ROMERO		ESP					
TARGOBANK MOTORSPORT		BEON					
1	2:10.498	37.170	1:10.087	23.241	208.1	2:10.498	
2	2:07.696	36.163	1:08.494	23.039	203.8	4:18.194	
3	2:25.431	36.061	1:26.119	23.251	203.4	6:43.625	
4	2:10.888	35.958	1:08.731	26.199	206.5	8:54.513	
5	2:09.415	37.164	1:08.965	23.286	203.4	11:03.928	
6	2:07.487	35.879	1:08.518	23.090	204.2	13:11.415	
7	2:07.637	35.825	1:08.716	23.096	202.6	15:19.052	
8	2:07.327	35.867	1:08.390	23.070	204.5	17:26.379	
9	2:26.110	45.462	1:17.158	23.490	201.1	19:52.489	
10	2:08.086	36.118	1:08.788	23.180	203.4	22:00.575	
11	2:07.209	35.982	1:08.370	22.857	208.1	24:07.784	
12	2:08.278	36.250	1:09.037	22.991	207.3	26:16.062	

99 CARLOS TATAY VILA		ESP					
AJEVO RACING TEAM		MORIWAKI					
1	2:17.825	42.619	1:11.897	23.309	206.9	2:17.825	
2	2:09.980	36.865	1:10.051	23.064	206.9	4:27.805	
3	2:09.649	36.468	1:09.793	23.388	204.2	6:37.454	
4	2:10.513	37.054	1:09.841	23.618	205.7	8:47.967	
5	2:20.349 B	38.439	1:10.210	31.700	207.3	11:08.316	
6	3:49.782	2:16.471	1:09.749	23.562	203.0	14:58.098	
7	2:10.189	37.072	1:09.571	23.546	202.2	17:08.287	
8	2:10.433	36.722	1:10.263	23.448	204.9	19:18.720	
9	2:10.024	36.953	1:09.441	23.630	201.9	21:28.744	
10	2:10.612	36.786	1:10.302	23.524	204.5	23:39.356	
11	2:10.067	36.750	1:09.750	23.567	204.5	25:49.423	

77 PEDRO JAVIER CASTAÑO ILLAN		ESP					
CUNA DE CAMPEONES		MIR RACING					
1	2:42.637	1:01.149	1:17.488	24.000	198.9	2:42.637	
2	2:09.739	36.608	1:09.291	23.840	201.1	4:52.376	
3	2:09.694	36.886	1:09.138	23.670	201.5	7:02.070	
4	2:09.446	36.990	1:08.816	23.640	204.2	9:11.516	
5	2:21.750	41.154	1:16.777	23.819	205.3	11:33.266	
6	2:08.827	36.489	1:08.776	23.562	201.1	13:42.093	
7	2:09.384	36.392	1:09.227	23.765	198.2	15:51.477	
8	2:08.718	36.350	1:08.724	23.644	199.3	18:00.195	
9	2:18.379	42.349	1:12.285	23.745	200.0	20:18.574	
10	2:10.816	36.742	1:08.689	25.385	194.9	22:29.390	
11	2:07.698	36.106	1:08.220	23.372	208.1	24:37.088	
12	2:07.340	36.019	1:08.028	23.293	208.1	26:44.428	

79 STORM LESTER JOHN STACEY		GBR					
FAU55 RACING		BEON					
1	2:17.213	40.511	1:13.175	23.527	202.6	2:17.213	
2	2:09.679	36.614	1:09.394	23.671	199.3	4:26.892	
3	2:09.809	36.649	1:09.542	23.618	198.9	6:36.701	
4	2:09.558	36.526	1:09.537	23.495	201.5	8:46.259	
5	2:09.687	36.858	1:09.412	23.417	203.4	10:55.946	
6	2:23.728 B	38.026	1:11.734	33.968	184.0	13:19.674	
7	5:32.536	3:56.903	1:12.342	23.291	206.1	18:52.210	
8	2:09.216	36.165	1:09.325	23.726	199.6	21:01.426	
9	2:09.945	36.430	1:09.892	23.623	198.9	23:11.371	
10	2:09.254	36.423	1:09.382	23.449	201.9	25:20.625	

89 ANGELO PAOLO FRANCO GAJARDO		VEN					
ZEROPROJECT		BEON					
1	2:54.804	1:13.238	1:16.022	25.544	193.5	2:54.804	
2	2:27.204	38.552	1:23.601	25.051	190.1	5:22.008	
3	2:17.622	39.091	1:13.740	24.791	194.9	7:39.630	
4	2:17.680	39.123	1:13.554	25.003	193.5	9:57.310	