

RFME CAMPEONATO DE ESPAÑA DE VELOCIDAD
XXIV Premio Ntra. Sra. de la Merced
Jerez, 30 y 31 de Mayo de 2015



40

CHALLENGE80 / MOTO4

2ª SESION DE ENTRENAMIENTOS CRONOMETRADOS

RESULTADOS

CONDICIONES ATMOSFERICAS: **Soleado**

ESTADO DE LA PISTA: **Seca**

| Ord. | Piloto | Licencia | Equipo | Marca | NV | VR | Tiempo | Gap | Neumát | VMax |
|------|-----------------------|----------|-------------------------|------------|----|----|-----------------|-------|--------|--------------|
| 1 | 61 Iker GARCIA | ESP | CUNA DE CAMPEONES | MIR RACING | 15 | 13 | 2:02.552 | ---- | Dunlop | 167,7 |
| 2 | 7 Barry BALTUS | BEL | TEAM ZONE ROUGE CAMP | BEON | 13 | 11 | 2:02.738 | 0.186 | Dunlop | 160,5 |
| 3 | 43 Xavier ARTIGAS | ESP | ETG RACING | BEON | 12 | 9 | 2:02.877 | 0.325 | Dunlop | 166,7 |
| 4 | 44 Mikel MATA | ESP | GENERALI ARIAS - FLY GR | | 12 | 10 | 2:02.961 | 0.409 | Dunlop | 168,5 |
| 5 | 57 Callum J BLACKWELL | GBR | EUROTRADIS VHC RACING | HONDA | 14 | 14 | 2:03.445 | 0.893 | Dunlop | 168,8 |
| 6 | 11 Alex ESCRIG | ESP | TEAM MOMN | RMU MOTO | 14 | 9 | 2:03.459 | 0.907 | Dunlop | 162,6 |
| 7 | 35 Joshua BAUER | GER | DVRACING | RMU MOTO | 14 | 5 | 2:03.983 | 1.431 | Dunlop | 163,6 |
| 8 | 31 Adrian FERNANDEZ | ESP | DVRACING - ESCUELA DE | RMU MOTO | 10 | 8 | 2:04.129 | 1.577 | Dunlop | 162,4 |
| 9 | 77 Andreas A PEREZ | ESP | WIN RACING | | 14 | 13 | 2:04.254 | 1.702 | Dunlop | 159,3 |
| 10 | 27 Alvaro DIAZ | ESP | DMC JUNIOR TEAM | RMU MOTO | 14 | 2 | 2:04.280 | 1.728 | Dunlop | 158,6 |
| 11 | 10 Sergio GARCIA | ESP | TEAM IGAX | RMU MOTO | 12 | 5 | 2:04.552 | 2.000 | Dunlop | 161,9 |
| 12 | 69 Marcos RUDA | ESP | MARCOS AEC COM. | | 11 | 10 | 2:04.555 | 2.003 | Dunlop | 164,4 |
| 13 | 4 Aaron GARCIA | ESP | ETG RACING | BEON | 14 | 14 | 2:04.603 | 2.051 | Dunlop | 164,9 |
| 14 | 99 Iker VERA | ESP | PIO MOTORSPORT | | 6 | 2 | 2:05.057 | 2.505 | Dunlop | 158,1 |
| 15 | 24 Matthieu GREGORIO | FRA | FORT RACING TEAM | | 13 | 11 | 2:05.116 | 2.564 | Dunlop | 166,2 |
| 16 | 16 Jamie W DAVIS | GBR | DMC JUNIOR TEAM | RMU MOTO | 13 | 5 | 2:05.179 | 2.627 | Dunlop | 163,6 |
| 17 | 50 Ondrej VOSTATEK | ESP | EUROTRADIS VHC RACING | RMU MOTO | 14 | 13 | 2:05.336 | 2.784 | Dunlop | 157,2 |
| 18 | 19 Markel MATA | ESP | TEAM GENERALI ARIAS-FL | | 12 | 7 | 2:05.398 | 2.846 | Dunlop | 166,2 |
| 19 | 34 Pau EZQUERRA | ESP | PIO MOTOSPORT | | 5 | 4 | 2:06.141 | 3.589 | Dunlop | 161,2 |
| 20 | 93 Tom BERÇOT | SUI | PINAMOTO RS-DMC | BEON | 14 | 14 | 2:06.697 | 4.145 | Dunlop | 160,2 |
| 21 | 75 Ludovic CAUCHI | FRA | TEAM MRS | RMU MOTO | 12 | 12 | 2:06.725 | 4.173 | Dunlop | 156,1 |
| 22 | 78 Gabriel GONZALEZ | ESP | ETG RACING | | 11 | 11 | 2:07.347 | 4.795 | Dunlop | 157,4 |
| 23 | 30 Bruna F JACINTO | POR | ASA / EB MOTOS | RMU MOTO | 11 | 5 | 2:07.754 | 5.202 | Dunlop | 161,9 |
| 24 | 58 Iñigo IGLESIAS | ESP | DMT TEAM | RMU MOTO | 12 | 3 | 2:08.464 | 5.912 | Dunlop | 151,9 |
| 25 | 5 Iker LOPEZ | ESP | JV RIBES TEAM | RMU MOTO | 12 | 10 | 2:08.696 | 6.144 | Dunlop | 159,1 |
| 26 | 88 Artem MARAEV | RUS | DMC JUNIOR TEAM | RMU MOTO | 13 | 3 | 2:09.124 | 6.572 | Dunlop | 157,9 |
| 27 | 95 Ross A TURNER | GBR | EUROTRADIS VHC RACING | HONDA | 9 | 9 | 2:09.424 | 6.872 | Dunlop | 156,7 |
| 28 | 12 Borja GOMEZ | ESP | TEAM GOMEZ | | 14 | 7 | 2:09.706 | 7.154 | Dunlop | 154,9 |
| 29 | 20 Vincent FALCONE | FRA | TFC RACING | BEON | 12 | 4 | 2:10.586 | 8.034 | Dunlop | 160,7 |
| 30 | 73 Andrea PIZZOLI | ITA | XCTECH | RMU MOTO | 11 | 2 | 2:10.859 | 8.307 | Dunlop | 157,7 |

No Clasificado

Tiempo Mínimo para Clasificar: **2:20.935**

Porcentaje para Clasificar: **115%**

96 **Daniel HOLGADO** ESP DMC JUNIOR TEAM RMU MOTO TIEMPOS ANULADOS PESOS MINIMOS

RESULTADOS PUBLICADOS A LAS 15:51 HORAS

EL DIRECTOR DE CARRERA

CIRCUITO DE JEREZ, 30 DE MAYO DE 2015

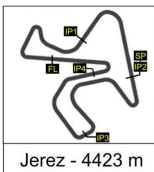
EL JEFE DE CRONOMETRAJE

info@crono-jerez.com

Pág 1 de 1

www.crono-jerez.com





RFME CAMPEONATO DE ESPAÑA DE VELOCIDAD
XXIV Premio Ntra. Sra. de la Merced
Jerez, 30 y 31 de Mayo de 2015



1
41

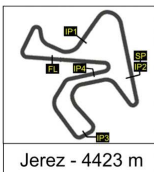
CHALLENGE80 / MOTO4

2ª SESION DE ENTRENAMIENTOS CRONOMETRADOS

ANALISIS

| Número | 4 | | 5 | | 7 | | 10 | | 11 | | 12 | | 16 | | |
|-----------|--------|---------------|-----------------|---------------|-----------------|---------------|-----------------|--------|-----------------|---------|-----------------|---------------|-----------------|--------|-----------------|
| Vta | Sector | Vuelta | Sector | Vuelta | Sector | Vuelta | Sector | Vuelta | Sector | Vuelta | Sector | Vuelta | Sector | Vuelta | |
| 12 | IP1 | 25.970 | 25.970 | 27.059 | 27.059 | 25.061 | 25.061 | 26.115 | 26.115 | 31.613 | 31.613 | 26.808 | 26.808 | 26.176 | 26.176 |
| | IP2 | 24.158 | 50.128 | 25.221 | 52.280 | 24.115 | 49.176 | 24.872 | 50.987 | 24.271 | 55.884 | 25.490 | 52.298 | 24.817 | 50.993 |
| | IP3 | 36.003 | 1:26.131 | 37.166 | 1:29.446 | 35.412 | 1:24.588 | 36.040 | 1:27.027 | 35.790 | 1:31.674 | 37.507 | 1:29.805 | 36.186 | 1:27.179 |
| | IP4 | 22.716 | 1:48.847 | 23.269 | 1:52.715 | 23.000 | 1:47.588 | 22.605 | 1:49.632 | 22.397 | 1:54.071 | 23.539 | 1:53.344 | 23.601 | 1:50.780 |
| | FL | 16.534 | 2:05.381 | 16.905 | 2:09.620 | 15.970 | 2:03.558 | 16.309 | 2:05.941 | 16.407 | 2:10.478 | 16.976 | 2:10.320 | 57.845 | 2:48.625 |
| 13 | IP1 | 25.842 | 25.842 | | | 28.078 | 28.078 | 26.041 | 26.041 | 25.763 | 25.763 | 26.855 | 26.855 | 34.035 | 34.035 |
| | IP2 | 24.319 | 50.161 | | | 24.265 | 52.343 | 25.484 | 51.525 | 25.135 | 50.898 | 25.540 | 52.395 | 25.224 | 59.259 |
| | IP3 | 35.811 | 1:25.972 | | | 35.248 | 1:27.591 | 37.258 | 1:28.783 | 37.185 | 1:28.083 | 37.581 | 1:29.976 | 36.418 | 1:35.677 |
| | IP4 | 22.376 | 1:48.348 | | | 22.001 | 1:49.592 | 26.090 | 1:54.873 | 24.507 | 1:52.590 | 23.609 | 1:53.585 | 22.942 | 1:58.619 |
| | FL | 16.298 | 2:04.646 | | ----- | 16.068 | 2:05.660 | | ----- | 1:26.80 | 3:19.394 | 16.719 | 2:10.304 | 16.561 | 2:15.180 |
| 14 | IP1 | 25.669 | 25.669 | | | | | | | 31.848 | 31.848 | 26.525 | 26.525 | | |
| | IP2 | 24.165 | 49.834 | | | | | | | 24.926 | 56.774 | 25.958 | 52.483 | | |
| | IP3 | 35.934 | 1:25.768 | | | | | | | 37.022 | 1:33.796 | 37.591 | 1:30.074 | | |
| | IP4 | 22.472 | 1:48.240 | | | | | | | 23.194 | 1:56.990 | 23.295 | 1:53.369 | | |
| | FL | 16.363 | 2:04.603 | | | | ----- | | | 17.145 | 2:14.135 | 16.898 | 2:10.267 | | ----- |
| 15 | IP1 | | | | | | | | | | | | | | |
| | IP2 | | | | | | | | | | | | | | |
| | IP3 | | | | | | | | | | | | | | |
| | IP4 | | | | | | | | | | | | | | |
| | FL | | ----- | | | | | | | | | | | | |





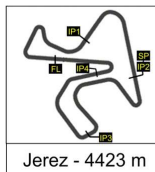
CHALLENGE80 / MOTO4

2ª SESION DE ENTRENAMIENTOS CRONOMETRADOS

ANALISIS

| Número | 19 | | 20 | | 24 | | 27 | | 30 | | 31 | | 34 | |
|--------|--------|--------|-----------------|---------------|-----------------|---------------|-----------------|---------------|-----------------|--------|----------|--------|--------|--------|
| Vta | Sector | Vuelta | Sector | Vuelta | Sector | Vuelta | Sector | Vuelta | Sector | Vuelta | Sector | Vuelta | Sector | Vuelta |
| 12 | IP1 | 25.705 | 25.705 | 26.805 | 26.805 | 25.885 | 25.885 | 26.138 | 26.138 | 36.298 | 36.298 | | | |
| | IP2 | 24.605 | 50.310 | 25.190 | 51.995 | 24.353 | 50.238 | 24.534 | 50.672 | 26.753 | 1:03.051 | | | |
| | IP3 | 36.475 | 1:26.785 | 37.607 | 1:29.602 | 36.310 | 1:26.548 | 35.790 | 1:26.462 | 40.107 | 1:43.158 | | | |
| | IP4 | 23.146 | 1:49.931 | 23.953 | 1:53.555 | 22.968 | 1:49.516 | 22.576 | 1:49.038 | 25.386 | 2:08.544 | | | |
| | FL | 16.583 | 2:06.514 | 17.240 | 2:10.795 | 16.281 | 2:05.797 | 16.416 | 2:05.454 | | ----- | | | |
| 13 | IP1 | | | | | 26.000 | 26.000 | 25.902 | 25.902 | | | | | |
| | IP2 | | | | | 24.381 | 50.381 | 24.671 | 50.573 | | | | | |
| | IP3 | | | | | 35.993 | 1:26.374 | 36.037 | 1:26.610 | | | | | |
| | IP4 | | | | | 22.674 | 1:49.048 | 22.577 | 1:49.187 | | | | | |
| | FL | | ----- | | ----- | 16.331 | 2:05.379 | 16.248 | 2:05.435 | | | | | |
| 14 | IP1 | | | | | | | 25.824 | 25.824 | | | | | |
| | IP2 | | | | | | | 24.631 | 50.455 | | | | | |
| | IP3 | | | | | | | 35.993 | 1:26.448 | | | | | |
| | IP4 | | | | | | | 22.591 | 1:49.039 | | | | | |
| | FL | | | | | | ----- | 16.107 | 2:05.146 | | | | | |
| 15 | IP1 | | | | | | | | | | | | | |
| | IP2 | | | | | | | | | | | | | |
| | IP3 | | | | | | | | | | | | | |
| | IP4 | | | | | | | | | | | | | |
| | FL | | | | | | | | ----- | | | | | |





RFME CAMPEONATO DE ESPAÑA DE VELOCIDAD
XXIV Premio Ntra. Sra. de la Merced
Jerez, 30 y 31 de Mayo de 2015



3
41

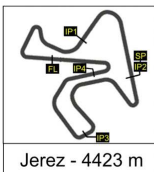
CHALLENGE80 / MOTO4

2ª SESION DE ENTRENAMIENTOS CRONOMETRADOS

ANALISIS

| Número | 35 | | 43 | | 44 | | 50 | | 57 | | 58 | | 61 | | |
|--------|--------|---------------|-----------------|--------|-----------------|--------|-----------------|---------------|-----------------|---------------|-----------------|---------------|-----------------|---------------|-----------------|
| | Sector | Vuelta | Sector | Vuelta | Sector | Vuelta | Sector | Vuelta | Sector | Vuelta | Sector | Vuelta | Sector | Vuelta | |
| 12 | IP1 | 35.014 | 35.014 | 25.384 | 25.384 | 25.853 | 25.853 | 32.119 | 32.119 | 33.342 | 33.342 | 26.687 | 26.687 | 30.290 | 30.290 |
| | IP2 | 24.396 | 59.410 | 24.525 | 49.909 | 24.354 | 50.207 | 24.228 | 56.347 | 23.975 | 57.317 | 25.573 | 52.260 | 26.757 | 57.047 |
| | IP3 | 35.557 | 1:34.967 | 36.258 | 1:26.167 | 35.877 | 1:26.084 | 35.981 | 1:32.328 | 35.623 | 1:32.940 | 36.622 | 1:28.882 | 35.855 | 1:32.902 |
| | IP4 | 22.264 | 1:57.231 | 22.925 | 1:49.092 | 22.426 | 1:48.510 | 22.125 | 1:54.453 | 22.472 | 1:55.412 | 22.979 | 1:51.861 | 22.552 | 1:55.454 |
| | FL | 16.324 | 2:13.555 | 16.509 | 2:05.601 | 16.065 | 2:04.575 | 16.508 | 2:10.961 | 16.133 | 2:11.545 | 16.762 | 2:08.623 | 16.177 | 2:11.631 |
| 13 | IP1 | 25.592 | 25.592 | | | | | 25.702 | 25.702 | 25.674 | 25.674 | | | 25.293 | 25.293 |
| | IP2 | 24.504 | 50.096 | | | | | 24.625 | 50.327 | 23.867 | 49.541 | | | 23.690 | 48.983 |
| | IP3 | 36.170 | 1:26.266 | | | | | 36.155 | 1:26.482 | 35.592 | 1:25.133 | | | 35.356 | 1:24.339 |
| | IP4 | 22.349 | 1:48.615 | | | | | 22.345 | 1:48.827 | 22.304 | 1:47.437 | | | 22.402 | 1:46.741 |
| | FL | 16.158 | 2:04.773 | | | | | 16.509 | 2:05.336 | 16.057 | 2:03.494 | | | 15.811 | 2:02.552 |
| 14 | IP1 | 25.637 | 25.637 | | | | | 26.061 | 26.061 | 25.299 | 25.299 | | | 25.198 | 25.198 |
| | IP2 | 24.473 | 50.110 | | | | | 24.501 | 50.562 | 24.175 | 49.474 | | | 24.276 | 49.474 |
| | IP3 | 35.645 | 1:25.755 | | | | | 35.999 | 1:26.561 | 35.376 | 1:24.850 | | | 35.557 | 1:25.031 |
| | IP4 | 22.490 | 1:48.245 | | | | | 22.634 | 1:49.195 | 22.308 | 1:47.158 | | | 22.770 | 1:47.801 |
| | FL | 16.020 | 2:04.265 | | | | | 17.016 | 2:06.211 | 16.287 | 2:03.445 | | | 15.844 | 2:03.645 |
| 15 | IP1 | | | | | | | | | | | | | 29.204 | 29.204 |
| | IP2 | | | | | | | | | | | | | 24.740 | 53.944 |
| | IP3 | | | | | | | | | | | | | 35.320 | 1:29.264 |
| | IP4 | | | | | | | | | | | | | 22.397 | 1:51.661 |
| | FL | | | | | | | | | | | | | 15.864 | 2:07.525 |





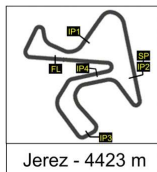
CHALLENGE80 / MOTO4

2ª SESION DE ENTRENAMIENTOS CRONOMETRADOS

ANALISIS

| Número | 69 | | 73 | | 75 | | 77 | | 78 | | 88 | | 93 | |
|--------|--------|--------|--------|--------|---------------|-----------------|-----------------|-----------------|-----------------|----------|--------|-----------------|-----------------|-----------------|
| Vta | Sector | Vuelta | Sector | Vuelta | Sector | Vuelta | Sector | Vuelta | Sector | Vuelta | Sector | Vuelta | Sector | Vuelta |
| 12 | IP1 | | | | 26.261 | 26.261 | 35.521 | 35.521 | 26.654 | 26.654 | 26.762 | 26.762 | 26.611 | 26.611 |
| | IP2 | | | | 24.981 | 51.242 | 26.017 | 1:01.538 | 34.364 | 1:01.018 | 25.367 | 52.129 | 24.566 | 51.177 |
| | IP3 | | | | 36.255 | 1:27.497 | 39.725 | 1:41.263 | 46.217 | 1:47.235 | 37.212 | 1:29.341 | 36.523 | 1:27.700 |
| | IP4 | | | | 22.788 | 1:50.285 | 23.674 | 2:04.937 | 28.041 | 2:15.276 | 23.751 | 1:53.092 | 22.906 | 1:50.606 |
| | FL | | ----- | | ----- | 16.440 | 2:06.725 | 16.820 | 2:21.757 | | ----- | 16.858 | 2:09.950 | 16.731 |
| 13 | IP1 | | | | | | 25.698 | 25.698 | | | 26.745 | 26.745 | 26.313 | 26.313 |
| | IP2 | | | | | | 24.514 | 50.212 | | | 25.556 | 52.301 | 24.646 | 50.959 |
| | IP3 | | | | | | 35.564 | 1:25.776 | | | 37.622 | 1:29.923 | 37.284 | 1:28.243 |
| | IP4 | | | | | | 22.251 | 1:48.027 | | | 23.809 | 1:53.732 | 23.175 | 1:51.418 |
| | FL | | ----- | | ----- | | 16.227 | 2:04.254 | | | 16.632 | 2:10.364 | 16.629 | 2:08.047 |
| 14 | IP1 | | | | | | 26.206 | 26.206 | | | 26.806 | 26.806 | 26.218 | 26.218 |
| | IP2 | | | | | | 24.902 | 51.108 | | | 26.233 | 53.039 | 24.874 | 51.092 |
| | IP3 | | | | | | 35.901 | 1:27.009 | | | 38.075 | 1:31.114 | 36.272 | 1:27.364 |
| | IP4 | | | | | | 22.527 | 1:49.536 | | | 26.891 | 1:58.005 | 22.863 | 1:50.227 |
| | FL | | ----- | | ----- | | 16.405 | 2:05.941 | | | | ----- | 16.470 | 2:06.697 |
| 15 | IP1 | | | | | | | | | | | | | |
| | IP2 | | | | | | | | | | | | | |
| | IP3 | | | | | | | | | | | | | |
| | IP4 | | | | | | | | | | | | | |
| | FL | | ----- | | ----- | | | | | | | | | |





RFME CAMPEONATO DE ESPAÑA DE VELOCIDAD
XXIV Premio Ntra. Sra. de la Merced
Jerez, 30 y 31 de Mayo de 2015



5
41

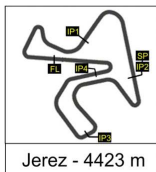
CHALLENGE80 / MOTO4

2ª SESION DE ENTRENAMIENTOS CRONOMETRADOS

ANALISIS

| Número | 95 | | 96 | | 99 | | 0 | | 0 | | 0 | | 0 | |
|--------|-----|---------------|-----------------|----------------|-----------------|---------------|-----------------|--------|--------|--------|--------|--------|--------|--|
| | Vta | Sector | Vuelta | Sector | Vuelta | Sector | Vuelta | Sector | Vuelta | Sector | Vuelta | Sector | Vuelta | |
| 1 | IP1 | 35.856 | 35.856 | 29:20.6 | 29:20.68 | 34.637 | 34.637 | | | | | | | |
| | IP2 | 26.356 | 1:02.212 | 24.506 | 29:45.19 | 26.428 | 1:01.065 | | | | | | | |
| | IP3 | 39.378 | 1:41.590 | 35.040 | 30:20.23 | 43.533 | 1:44.598 | | | | | | | |
| | IP4 | 24.311 | 2:05.901 | 21.988 | 30:42.22 | 23.993 | 2:08.591 | | | | | | | |
| | FL | 17.520 | 2:23.421 | | ----- | 16.929 | 2:25.520 | | | | | | | |
| 2 | IP1 | 27.164 | 27.164 | | | 25.971 | 25.971 | | | | | | | |
| | IP2 | 25.321 | 52.485 | | | 24.224 | 50.195 | | | | | | | |
| | IP3 | 38.302 | 1:30.787 | | | 35.898 | 1:26.093 | | | | | | | |
| | IP4 | 23.819 | 1:54.606 | | | 22.620 | 1:48.713 | | | | | | | |
| | FL | 17.305 | 2:11.911 | | | 16.344 | 2:05.057 | | | | | | | |
| 3 | IP1 | 26.721 | 26.721 | | | 25.719 | 25.719 | | | | | | | |
| | IP2 | 25.108 | 51.829 | | | 24.233 | 49.952 | | | | | | | |
| | IP3 | 37.673 | 1:29.502 | | | 35.940 | 1:25.892 | | | | | | | |
| | IP4 | 23.468 | 1:52.970 | | | 22.711 | 1:48.603 | | | | | | | |
| | FL | 17.095 | 2:10.065 | | | 16.457 | 2:05.060 | | | | | | | |
| 4 | IP1 | 27.275 | 27.275 | | | 25.877 | 25.877 | | | | | | | |
| | IP2 | 25.254 | 52.529 | | | 24.406 | 50.283 | | | | | | | |
| | IP3 | 38.857 | 1:31.386 | | | 36.134 | 1:26.417 | | | | | | | |
| | IP4 | 23.251 | 1:54.637 | | | 22.515 | 1:48.932 | | | | | | | |
| | FL | 17.164 | 2:11.801 | | | 16.417 | 2:05.349 | | | | | | | |
| 5 | IP1 | 26.528 | 26.528 | | | 25.480 | 25.480 | | | | | | | |
| | IP2 | 25.462 | 51.990 | | | 24.318 | 49.798 | | | | | | | |
| | IP3 | 37.827 | 1:29.817 | | | 36.358 | 1:26.156 | | | | | | | |
| | IP4 | 24.403 | 1:54.220 | | | 23.846 | 1:50.002 | | | | | | | |
| | FL | 1:30.52 | 3:24.740 | | | 2:17.40 | 4:07.409 | | | | | | | |
| 6 | IP1 | 36.622 | 36.622 | | | 40.413 | 40.413 | | | | | | | |
| | IP2 | 25.820 | 1:02.442 | | | 24.816 | 1:05.229 | | | | | | | |
| | IP3 | 38.985 | 1:41.427 | | | 36.346 | 1:41.575 | | | | | | | |
| | IP4 | 24.783 | 2:06.210 | | | 22.683 | 2:04.258 | | | | | | | |
| | FL | 4:12.87 | 6:19.086 | | | 16.450 | 2:20.708 | | | | | | | |
| 7 | IP1 | 37.504 | 37.504 | | | 27.226 | 27.226 | | | | | | | |
| | IP2 | 26.278 | 1:03.782 | | | 26.397 | 53.623 | | | | | | | |
| | IP3 | 39.532 | 1:43.314 | | | 38.838 | 1:32.461 | | | | | | | |
| | IP4 | 24.091 | 2:07.405 | | | 24.913 | 1:57.374 | | | | | | | |
| | FL | 17.288 | 2:24.693 | | | | ----- | | | | | | | |
| 8 | IP1 | 27.070 | 27.070 | | | | | | | | | | | |
| | IP2 | 25.198 | 52.268 | | | | | | | | | | | |
| | IP3 | 37.990 | 1:30.258 | | | | | | | | | | | |
| | IP4 | 23.513 | 1:53.771 | | | | | | | | | | | |
| | FL | 17.442 | 2:11.213 | | | | | | | | | | | |
| 9 | IP1 | 26.467 | 26.467 | | | | | | | | | | | |
| | IP2 | 24.789 | 51.256 | | | | | | | | | | | |
| | IP3 | 37.559 | 1:28.815 | | | | | | | | | | | |
| | IP4 | 23.315 | 1:52.130 | | | | | | | | | | | |
| | FL | 17.294 | 2:09.424 | | | | | | | | | | | |
| 10 | IP1 | 26.319 | 26.319 | | | | | | | | | | | |
| | IP2 | 24.771 | 51.090 | | | | | | | | | | | |
| | IP3 | 38.158 | 1:29.248 | | | | | | | | | | | |
| | IP4 | 24.356 | 1:53.604 | | | | | | | | | | | |
| | FL | | ----- | | | | | | | | | | | |
| 11 | IP1 | | | | | | | | | | | | | |
| | IP2 | | | | | | | | | | | | | |
| | IP3 | | | | | | | | | | | | | |
| | IP4 | | | | | | | | | | | | | |
| | FL | | | | | | | | | | | | | |





RFME CAMPEONATO DE ESPAÑA DE VELOCIDAD
 XXIV Premio Ntra. Sra. de la Merced
 Jerez, 30 y 31 de Mayo de 2015



5
41

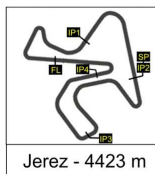
CHALLENGE80 / MOTO4

2ª SESION DE ENTRENAMIENTOS CRONOMETRADOS

ANALISIS

| Número | 95 | | 96 | | 99 | | 0 | | 0 | | 0 | | 0 | |
|--------|-----|--------|--------|--------|--------|--------|--------|--------|--------|--------|--------|--------|--------|--|
| | Vta | Sector | Vuelta | Sector | Vuelta | Sector | Vuelta | Sector | Vuelta | Sector | Vuelta | Sector | Vuelta | |
| 12 | IP1 | | | | | | | | | | | | | |
| | IP2 | | | | | | | | | | | | | |
| | IP3 | | | | | | | | | | | | | |
| | IP4 | | | | | | | | | | | | | |
| | FL | | | | | | | | | | | | | |
| 13 | IP1 | | | | | | | | | | | | | |
| | IP2 | | | | | | | | | | | | | |
| | IP3 | | | | | | | | | | | | | |
| | IP4 | | | | | | | | | | | | | |
| | FL | | | | | | | | | | | | | |
| 14 | IP1 | | | | | | | | | | | | | |
| | IP2 | | | | | | | | | | | | | |
| | IP3 | | | | | | | | | | | | | |
| | IP4 | | | | | | | | | | | | | |
| | FL | | | | | | | | | | | | | |
| 15 | IP1 | | | | | | | | | | | | | |
| | IP2 | | | | | | | | | | | | | |
| | IP3 | | | | | | | | | | | | | |
| | IP4 | | | | | | | | | | | | | |
| | FL | | | | | | | | | | | | | |





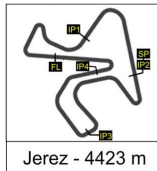
CHALLENGE80 / MOTO4

2ª SESION DE ENTRENAMIENTOS CRONOMETRADOS

MEJORES 40 VUELTAS

| Dorsal | Piloto | Nat | Equipo | Maq. | Hora | Vuelta | Tiempo |
|--------|--------------------|-----|-----------------------------|-----------|-----------|--------|----------|
| 61 | Iker GARCIA | ESP | CUNA DE CAMPEONES | MIR RACIN | 14:07:33 | 13 | 2:02.552 |
| 61 | Iker GARCIA | ESP | CUNA DE CAMPEONES | MIR RACIN | 13:59:010 | 9 | 2:02.728 |
| 7 | Barry BALTUS | BEL | TEAM ZONE ROUGE CAMPUS FR | BEON | 14:07:33 | 11 | 2:02.738 |
| 43 | Xavier ARTIGAS | ESP | ETG RACING | BEON | 13:59:41 | 9 | 2:02.877 |
| 43 | Xavier ARTIGAS | ESP | ETG RACING | BEON | 13:47:21 | 3 | 2:02.953 |
| 61 | Iker GARCIA | ESP | CUNA DE CAMPEONES | MIR RACIN | 13:55:05 | 7 | 2:02.959 |
| 44 | Mikel MATA | ESP | GENERALI ARIAS - FLY GROUP | | 14:07:34 | 10 | 2:02.961 |
| 43 | Xavier ARTIGAS | ESP | ETG RACING | BEON | 13:51:28 | 5 | 2:02.983 |
| 44 | Mikel MATA | ESP | GENERALI ARIAS - FLY GROUP | | 14:09:37 | 11 | 2:02.997 |
| 43 | Xavier ARTIGAS | ESP | ETG RACING | BEON | 13:45:18 | 2 | 2:03.107 |
| 61 | Iker GARCIA | ESP | CUNA DE CAMPEONES | MIR RACIN | 13:57:08 | 8 | 2:03.148 |
| 7 | Barry BALTUS | BEL | TEAM ZONE ROUGE CAMPUS FR | BEON | 13:52:27 | 5 | 2:03.186 |
| 61 | Iker GARCIA | ESP | CUNA DE CAMPEONES | MIR RACIN | 13:50:58 | 5 | 2:03.296 |
| 43 | Xavier ARTIGAS | ESP | ETG RACING | BEON | 13:57:38 | 8 | 2:03.302 |
| 43 | Xavier ARTIGAS | ESP | ETG RACING | BEON | 13:55:34 | 7 | 2:03.335 |
| 43 | Xavier ARTIGAS | ESP | ETG RACING | BEON | 13:53:31 | 6 | 2:03.353 |
| 57 | Callum J BLACKWELL | GBR | EUROTRADIS VHC RACING TEA | HONDA | 14:10:52 | 14 | 2:03.445 |
| 61 | Iker GARCIA | ESP | CUNA DE CAMPEONES | MIR RACIN | 14:03:19 | 11 | 2:03.445 |
| 11 | Alex ESCRIG | ESP | TEAM MOMN | RMU MOTO | 13:59:010 | 9 | 2:03.459 |
| 57 | Callum J BLACKWELL | GBR | EUROTRADIS VHC RACING TEA | HONDA | 14:08:48 | 13 | 2:03.494 |
| 61 | Iker GARCIA | ESP | CUNA DE CAMPEONES | MIR RACIN | 13:53:02 | 6 | 2:03.502 |
| 7 | Barry BALTUS | BEL | TEAM ZONE ROUGE CAMPUS FR | BEON | 14:09:37 | 12 | 2:03.558 |
| 7 | Barry BALTUS | BEL | TEAM ZONE ROUGE CAMPUS FR | BEON | 13:58:38 | 8 | 2:03.568 |
| 11 | Alex ESCRIG | ESP | TEAM MOMN | RMU MOTO | 13:55:03 | 7 | 2:03.575 |
| 7 | Barry BALTUS | BEL | TEAM ZONE ROUGE CAMPUS FR | BEON | 13:56:35 | 7 | 2:03.636 |
| 61 | Iker GARCIA | ESP | CUNA DE CAMPEONES | MIR RACIN | 14:09:36 | 14 | 2:03.645 |
| 7 | Barry BALTUS | BEL | TEAM ZONE ROUGE CAMPUS FR | BEON | 13:48:20 | 3 | 2:03.701 |
| 11 | Alex ESCRIG | ESP | TEAM MOMN | RMU MOTO | 13:57:07 | 8 | 2:03.701 |
| 11 | Alex ESCRIG | ESP | TEAM MOMN | RMU MOTO | 13:52:59 | 6 | 2:03.791 |
| 44 | Mikel MATA | ESP | GENERALI ARIAS - FLY GROUP | | 13:45:04 | 2 | 2:03.896 |
| 61 | Iker GARCIA | ESP | CUNA DE CAMPEONES | MIR RACIN | 13:46:46 | 3 | 2:03.923 |
| 7 | Barry BALTUS | BEL | TEAM ZONE ROUGE CAMPUS FR | BEON | 13:54:31 | 6 | 2:03.944 |
| 57 | Callum J BLACKWELL | GBR | EUROTRADIS VHC RACING TEA | HONDA | 14:01:41 | 10 | 2:03.957 |
| 35 | Joshua BAUER | GER | DVRACING | RMU MOTO | 13:51:30 | 5 | 2:03.983 |
| 57 | Callum J BLACKWELL | GBR | EUROTRADIS VHC RACING TEA | HONDA | 13:53:24 | 6 | 2:04.043 |
| 43 | Xavier ARTIGAS | ESP | ETG RACING | BEON | 13:49:25 | 4 | 2:04.069 |
| 35 | Joshua BAUER | GER | DVRACING | RMU MOTO | 14:01:58 | 10 | 2:04.116 |
| 31 | Adrian FERNANDEZ | ESP | DVRACING - ESCUELA DE PILOT | RMU MOTO | 13:57:46 | 8 | 2:04.129 |
| 11 | Alex ESCRIG | ESP | TEAM MOMN | RMU MOTO | 13:50:56 | 5 | 2:04.134 |
| 57 | Callum J BLACKWELL | GBR | EUROTRADIS VHC RACING TEA | HONDA | 13:59:37 | 9 | 2:04.152 |





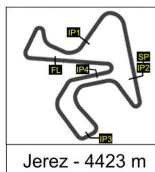
CHALLENGE80 / MOTO4

2ª SESION DE ENTRENAMIENTOS CRONOMETRADOS

TOP CINCO VUELTAS

| Piloto | Nat | Equipo | Top Five Laps | | | | |
|-----------------------|-----|------------------------------|---------------|----------|----------|----------|----------|
| 61 Iker GARCIA | ESP | CUNA DE CAMPEONES | 2:02.552 | 2:02.728 | 2:02.959 | 2:03.148 | 2:03.296 |
| 7 Barry BALTUS | BEL | TEAM ZONE ROUGE CAMPUS FRA | 2:02.738 | 2:03.186 | 2:03.558 | 2:03.568 | 2:03.636 |
| 43 Xavier ARTIGAS | ESP | ETG RACING | 2:02.877 | 2:02.953 | 2:02.983 | 2:03.107 | 2:03.302 |
| 44 Mikel MATA | ESP | GENERALI ARIAS - FLY GROUP | 2:02.961 | 2:02.997 | 2:03.896 | 2:04.544 | 2:04.575 |
| 57 Callum J BLACKWELL | GBR | EUROTRADIS VHC RACING TEAM | 2:03.445 | 2:03.494 | 2:03.957 | 2:04.043 | 2:04.152 |
| 11 Alex ESCRIG | ESP | TEAM MOMN | 2:03.459 | 2:03.575 | 2:03.701 | 2:03.791 | 2:04.134 |
| 35 Joshua BAUER | GER | DVRACING | 2:03.983 | 2:04.116 | 2:04.181 | 2:04.265 | 2:04.773 |
| 31 Adrian FERNANDEZ | ESP | DVRACING - ESCUELA DE PILOTO | 2:04.129 | 2:04.427 | 2:05.229 | 2:05.423 | 2:06.969 |
| 77 Andreas A PEREZ | ESP | WIN RACING | 2:04.254 | 2:04.524 | 2:04.910 | 2:05.016 | 2:05.169 |
| 27 Alvaro DIAZ | ESP | DMC JUNIOR TEAM | 2:04.280 | 2:04.824 | 2:05.083 | 2:05.146 | 2:05.267 |
| 10 Sergio GARCIA | ESP | TEAM IGAX | 2:04.552 | 2:04.610 | 2:04.691 | 2:05.550 | 2:05.936 |
| 69 Marcos RUDA | ESP | MARCOS AEC COM. | 2:04.555 | 2:04.676 | 2:04.706 | 2:04.723 | 2:04.821 |
| 4 Aaron GARCIA | ESP | ETG RACING | 2:04.603 | 2:04.646 | 2:04.672 | 2:04.729 | 2:04.795 |
| 99 Iker VERA | ESP | PIO MOTORSPORT | 2:05.057 | 2:05.060 | 2:05.349 | 2:20.708 | 2:25.520 |
| 24 Matthieu GREGORIO | FRA | FORT RACING TEAM | 2:05.116 | 2:05.288 | 2:05.379 | 2:05.797 | 2:05.921 |
| 16 Jamie W DAVIS | GBR | DMC JUNIOR TEAM | 2:05.179 | 2:05.609 | 2:07.057 | 2:07.395 | 2:07.434 |
| 50 Ondrej VOSTATEK | ESP | EUROTRADIS VHC RACING TEAM | 2:05.336 | 2:05.718 | 2:06.059 | 2:06.097 | 2:06.189 |
| 19 Markel MATA | ESP | TEAM GENERALI ARIAS-FLY GROU | 2:05.398 | 2:05.513 | 2:05.613 | 2:05.770 | 2:05.985 |
| 34 Pau EZQUERRA | ESP | PIO MOTOSPORT | 2:06.141 | 2:06.577 | 2:07.446 | 2:23.906 | 5:58.165 |
| 93 Tom BERÇOT | SUI | PINAMOTO RS-DMC | 2:06.697 | 2:07.337 | 2:07.656 | 2:07.705 | 2:07.888 |
| 75 Ludovic CAUCHI | FRA | TEAM MRS | 2:06.725 | 2:08.245 | 2:08.686 | 2:08.869 | 2:09.588 |
| 78 Gabriel GONZALEZ | ESP | ETG RACING | 2:07.347 | 2:07.379 | 2:07.657 | 2:07.704 | 2:08.168 |
| 30 Bruna F JACINTO | POR | ASA / EB MOTOS | 2:07.754 | 2:08.342 | 2:08.487 | 2:09.051 | 2:09.324 |
| 58 Iñigo IGLESIAS | ESP | DMT TEAM | 2:08.464 | 2:08.593 | 2:08.623 | 2:08.655 | 2:08.883 |
| 5 Iker LOPEZ | ESP | JV RIBES TEAM | 2:08.696 | 2:09.319 | 2:09.339 | 2:09.431 | 2:09.498 |
| 88 Artem MARAEV | RUS | DMC JUNIOR TEAM | 2:09.124 | 2:09.950 | 2:10.010 | 2:10.034 | 2:10.204 |
| 95 Ross A TURNER | GBR | EUROTRADIS VHC RACING TEAM | 2:09.424 | 2:10.065 | 2:11.213 | 2:11.801 | 2:11.911 |
| 12 Borja GOMEZ | ESP | TEAM GOMEZ | 2:09.706 | 2:10.060 | 2:10.081 | 2:10.109 | 2:10.267 |
| 20 Vincent FALCONE | FRA | TFC RACING | 2:10.586 | 2:10.645 | 2:10.795 | 2:11.366 | 2:11.424 |
| 73 Andrea PIZZOLI | ITA | XCTECH | 2:10.859 | 2:11.127 | 2:11.171 | 2:11.396 | 2:11.517 |
| 96 Daniel HOLGADO | ESP | DMC JUNIOR TEAM | PIT EXIT | | | | |





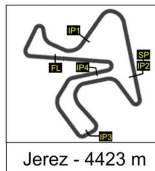
CHALLENGE80 / MOTO4

2ª SESION DE ENTRENAMIENTOS CRONOMETRADOS

TOP CINCO VMAX

| Piloto | Nat | Equipo | Top Five Vmax | | | | |
|-----------------------|-----|------------------------------|---------------|-------|-------|-------|-------|
| 57 Callum J BLACKWELL | GBR | EUROTRADIS VHC RACING TEAM | 168,8 | 166,7 | 165,4 | 164,9 | 164,6 |
| 44 Mikel MATA | ESP | GENERALI ARIAS - FLY GROUP | 168,5 | 166,2 | 165,9 | 165,6 | 165,1 |
| 61 Iker GARCIA | ESP | CUNA DE CAMPEONES | 167,7 | 166,4 | 165,9 | 165,9 | 165,4 |
| 43 Xavier ARTIGAS | ESP | ETG RACING | 166,7 | 164,1 | 163,9 | 163,6 | 163,4 |
| 19 Markel MATA | ESP | TEAM GENERALI ARIAS-FLY GROU | 166,2 | 163,4 | 162,4 | 160,5 | 160,5 |
| 24 Matthieu GREGORIO | FRA | FORT RACING TEAM | 166,2 | 163,1 | 162,4 | 161,7 | 161,0 |
| 4 Aaron GARCIA | ESP | ETG RACING | 164,9 | 160,7 | 160,2 | 160,0 | 159,5 |
| 69 Marcos RUDA | ESP | MARCOS AEC COM. | 164,4 | 164,1 | 163,9 | 163,4 | 163,4 |
| 35 Joshua BAUER | GER | DVRACING | 163,6 | 163,1 | 160,0 | 158,4 | 157,9 |
| 16 Jamie W DAVIS | GBR | DMC JUNIOR TEAM | 163,6 | 159,8 | 159,5 | 158,8 | 158,1 |
| 11 Alex ESCRIG | ESP | TEAM MOMN | 162,6 | 160,7 | 160,0 | 159,5 | 158,8 |
| 31 Adrian FERNANDEZ | ESP | DVRACING - ESCUELA DE PILOTO | 162,4 | 160,7 | 158,8 | 157,4 | 156,7 |
| 10 Sergio GARCIA | ESP | TEAM IGAX | 161,9 | 159,5 | 159,5 | 159,1 | 157,4 |
| 30 Bruna F JACINTO | POR | ASA / EB MOTOS | 161,9 | 159,1 | 158,6 | 156,5 | 155,2 |
| 34 Pau EZQUERRA | ESP | PIO MOTOSPORT | 161,2 | 156,7 | 156,5 | 156,1 | 145,4 |
| 20 Vincent FALCONE | FRA | TFC RACING | 160,7 | 160,2 | 160,0 | 159,8 | 159,5 |
| 96 Daniel HOLGADO | ESP | DMC JUNIOR TEAM | 160,7 | 0,9 | 0,4 | 0,3 | 0,2 |
| 7 Barry BALTUS | BEL | TEAM ZONE ROUGE CAMPUS FRA | 160,5 | 160,0 | 159,8 | 159,3 | 158,8 |
| 93 Tom BERÇOT | SUI | PINAMOTO RS-DMC | 160,2 | 157,9 | 157,4 | 157,0 | 156,7 |
| 77 Andreas A PEREZ | ESP | WIN RACING | 159,3 | 155,8 | 155,2 | 155,2 | 154,9 |
| 5 Iker LOPEZ | ESP | JV RIBES TEAM | 159,1 | 158,4 | 158,1 | 156,5 | 156,1 |
| 27 Alvaro DIAZ | ESP | DMC JUNIOR TEAM | 158,6 | 158,6 | 157,4 | 157,0 | 157,0 |
| 99 Iker VERA | ESP | PIO MOTORSPORT | 158,1 | 157,4 | 157,0 | 157,0 | 153,2 |
| 88 Artem MARAEV | RUS | DMC JUNIOR TEAM | 157,9 | 153,0 | 152,5 | 152,5 | 151,7 |
| 73 Andrea PIZZOLI | ITA | XCTECH | 157,7 | 157,7 | 154,5 | 153,6 | 153,2 |
| 78 Gabriel GONZALEZ | ESP | ETG RACING | 157,4 | 157,2 | 156,3 | 156,1 | 155,8 |
| 50 Ondrej VOSTATEK | ESP | EUROTRADIS VHC RACING TEAM | 157,2 | 156,3 | 155,4 | 154,5 | 154,3 |
| 95 Ross A TURNER | GBR | EUROTRADIS VHC RACING TEAM | 156,7 | 156,1 | 155,4 | 155,2 | 155,2 |
| 75 Ludovic CAUCHI | FRA | TEAM MRS | 156,1 | 153,8 | 153,6 | 153,2 | 152,5 |
| 12 Borja GOMEZ | ESP | TEAM GOMEZ | 154,9 | 150,6 | 150,2 | 149,6 | 149,4 |
| 58 Iñigo IGLESIAS | ESP | DMT TEAM | 151,9 | 151,7 | 150,4 | 150,4 | 149,4 |





RFME CAMPEONATO DE ESPAÑA DE VELOCIDAD
XXIV Premio Ntra. Sra. de la Merced
Jerez, 30 y 31 de Mayo de 2015



45


CHALLENGE80 / MOTO4 ENTRENAMIENTOS CRONOMETRADOS RESULTADOS CONJUNTOS

| Ord. | Piloto | Equipo | Marca | Neum | NVT | Sesion 1 | | | Sesion 2 | | | Mejor Tiempo |
|------|-----------------------|-----------------------------------|-----------|--------|-----|----------|----|-----------------|----------|----|-----------------|--------------|
| | | | | | | VR | NV | Tiempo | VR | NV | Tiempo | |
| 1 | 7 Barry BALTUS | TEAM ZONE ROUGE CAMPUS FRANCOBEON | | Dunlop | 28 | 10 | 15 | 2:01.759 | 11 | 13 | 2:02.738 | 2:01.759 |
| 2 | 96 Daniel HOLGADO | DMC JUNIOR TEAM | RMU MOT | Dunlop | 7 | 5 | 7 | 2:02.506 | 0 | 0 | PIT EXI | 2:02.506 |
| 3 | 61 Iker GARCIA | CUNA DE CAMPEONES | MIR RACIN | Dunlop | 28 | 8 | 13 | 2:02.637 | 13 | 15 | 2:02.552 | 2:02.552 |
| 4 | 43 Xavier ARTIGAS | ETG RACING | BEON | Dunlop | 24 | 10 | 12 | 2:04.511 | 9 | 12 | 2:02.877 | 2:02.877 |
| 5 | 44 Mikel MATA | GENERALI ARIAS - FLY GROUP | | Dunlop | 27 | 5 | 15 | 2:02.988 | 10 | 12 | 2:02.961 | 2:02.961 |
| 6 | 19 Markel MATA | TEAM GENERALI ARIAS-FLY GROUP | | Dunlop | 26 | 13 | 14 | 2:03.408 | 7 | 12 | 2:05.398 | 2:03.408 |
| 7 | 57 Callum J BLACKWELL | EUROTRADIS VHC RACING TEAM | HONDA | Dunlop | 28 | 11 | 14 | 2:04.602 | 14 | 14 | 2:03.445 | 2:03.445 |
| 8 | 11 Alex ESCRIG | TEAM MOMN | RMU MOT | Dunlop | 28 | 7 | 14 | 2:05.191 | 9 | 14 | 2:03.459 | 2:03.459 |
| 9 | 35 Joshua BAUER | DVRACING | RMU MOT | Dunlop | 26 | 7 | 12 | 2:03.935 | 5 | 14 | 2:03.983 | 2:03.935 |
| 10 | 31 Adrian FERNANDEZ | DVRACING - ESCUELA DE PILOTOS 12 | RMU MOT | Dunlop | 22 | 11 | 12 | 2:04.358 | 8 | 10 | 2:04.129 | 2:04.129 |
| 11 | 10 Sergio GARCIA | TEAM IGAX | RMU MOT | Dunlop | 26 | 11 | 14 | 2:04.143 | 5 | 12 | 2:04.552 | 2:04.143 |
| 12 | 4 Aaron GARCIA | ETG RACING | BEON | Dunlop | 28 | 11 | 14 | 2:04.176 | 14 | 14 | 2:04.603 | 2:04.176 |
| 13 | 27 Alvaro DIAZ | DMC JUNIOR TEAM | RMU MOT | Dunlop | 28 | 9 | 14 | 2:04.208 | 2 | 14 | 2:04.280 | 2:04.208 |
| 14 | 77 Andreas A PEREZ | WIN RACING | | Dunlop | 14 | 0 | 0 | PIT EXI | 13 | 14 | 2:04.254 | 2:04.254 |
| 15 | 69 Marcos RUDA | MARCOS AEC COM. | | Dunlop | 26 | 11 | 15 | 2:04.262 | 10 | 11 | 2:04.555 | 2:04.262 |
| 16 | 99 Iker VERA | PIO MOTORSPORT | | Dunlop | 19 | 11 | 13 | 2:04.523 | 2 | 6 | 2:05.057 | 2:04.523 |
| 17 | 24 Matthieu GREGORIO | FORT RACING TEAM | | Dunlop | 26 | 13 | 13 | 2:05.177 | 11 | 13 | 2:05.116 | 2:05.116 |
| 18 | 16 Jamie W DAVIS | DMC JUNIOR TEAM | RMU MOT | Dunlop | 27 | 11 | 14 | 2:07.008 | 5 | 13 | 2:05.179 | 2:05.179 |
| 19 | 50 Ondrej VOSTATEK | EUROTRADIS VHC RACING TEAM | RMU MOT | Dunlop | 26 | 5 | 12 | 2:07.470 | 13 | 14 | 2:05.336 | 2:05.336 |
| 20 | 34 Pau EZQUERRA | PIO MOTOSPORT | | Dunlop | 19 | 9 | 14 | 2:06.090 | 4 | 5 | 2:06.141 | 2:06.090 |
| 21 | 78 Gabriel GONZALEZ | ETG RACING | | Dunlop | 25 | 10 | 14 | 2:06.647 | 11 | 11 | 2:07.347 | 2:06.647 |
| 22 | 93 Tom BERÇOT | PINAMOTO RS-DMC | BEON | Dunlop | 27 | 11 | 13 | 2:07.184 | 14 | 14 | 2:06.697 | 2:06.697 |
| 23 | 75 Ludovic CAUCHI | TEAM MRS | RMU MOT | Dunlop | 23 | 3 | 11 | 2:11.066 | 12 | 12 | 2:06.725 | 2:06.725 |
| 24 | 30 Bruna F JACINTO | ASA / EB MOTOS | RMU MOT | Dunlop | 24 | 5 | 13 | 2:09.282 | 5 | 11 | 2:07.754 | 2:07.754 |
| 25 | 58 Iñigo IGLESIAS | DMT TEAM | RMU MOT | Dunlop | 24 | 10 | 12 | 2:08.693 | 3 | 12 | 2:08.464 | 2:08.464 |
| 26 | 5 Iker LOPEZ | JV RIBES TEAM | RMU MOT | Dunlop | 24 | 7 | 12 | 2:08.562 | 10 | 12 | 2:08.696 | 2:08.562 |
| 27 | 88 Artem MARAEV | DMC JUNIOR TEAM | RMU MOT | Dunlop | 27 | 11 | 14 | 2:08.645 | 3 | 13 | 2:09.124 | 2:08.645 |
| 28 | 73 Andrea PIZZOLI | XCTECH | RMU MOT | Dunlop | 24 | 11 | 13 | 2:09.039 | 2 | 11 | 2:10.859 | 2:09.039 |
| 29 | 95 Ross A TURNER | EUROTRADIS VHC RACING TEAM | HONDA | Dunlop | 12 | 3 | 3 | 2:10.065 | 9 | 9 | 2:09.424 | 2:09.424 |
| 30 | 12 Borja GOMEZ | TEAM GOMEZ | | Dunlop | 26 | 11 | 12 | 2:13.251 | 7 | 14 | 2:09.706 | 2:09.706 |
| 31 | 20 Vincent FALCONE | TFC RACING | BEON | Dunlop | 15 | 2 | 3 | 2:13.373 | 4 | 12 | 2:10.586 | 2:10.586 |

RESULTADOS PUBLICADOS A LAS 15:52 HORAS
EL DIRECTOR DE CARRERA

CIRCUITO DE JEREZ, 30 DE MAYO DE 2015
EL JEFE DE CRONOMETRAJE



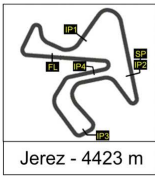


CHALLENGE80 / MOTO4 PARRILLA DE SALIDA PROVISIONAL



| | | | |
|----|---|---|--|
| 1 | 1 7 Barry BALTUS 2:01.759 | 2 96 Daniel HOLGADO 2:02.506 | 3 61 Iker GARCIA 2:02.552 |
| 2 | 4 43 Xavier ARTIGAS 2:02.877 | 5 44 Mikel MATA 2:02.961 | 6 19 Markel MATA 2:03.408 |
| 3 | 7 57 Callum J BLACKWELL 2:03.445 | 8 11 Alex ESCRIG 2:03.459 | 9 35 Joshua BAUER 2:03.935 |
| 4 | 10 31 Adrian FERNANDEZ 2:04.129 | 11 10 Sergio GARCIA 2:04.143 | 12 4 Aaron GARCIA 2:04.176 |
| 5 | 13 27 Alvaro DIAZ 2:04.208 | 14 77 Andreas A PEREZ 2:04.254 | 15 69 Marcos RUDA 2:04.262 |
| 6 | 16 99 Iker VERA 2:04.523 | 17 24 Matthieu GREGORIO 2:05.116 | 18 16 Jamie W DAVIS 2:05.179 |
| 7 | 19 50 Ondrej VOSTATEK 2:05.336 | 20 34 Pau EZQUERRA 2:06.090 | 21 78 Gabriel GONZALEZ 2:06.647 |
| 8 | 22 93 Tom BERÇOT 2:06.697 | 23 75 Ludovic CAUCHI 2:06.725 | 24 30 Bruna F JACINTO 2:07.754 |
| 9 | 25 58 Iñigo IGLESIAS 2:08.464 | 26 5 Iker LOPEZ 2:08.562 | 27 88 Artem MARAEV 2:08.645 |
| 10 | 28 73 Andrea PIZZOLI 2:09.039 | 29 95 Ross A TURNER 2:09.424 | 30 12 Borja GOMEZ 2:09.706 |





RFME CAMPEONATO DE ESPAÑA DE VELOCIDAD
 XXIV Premio Ntra. Sra. de la Merced
 Jerez, 30 y 31 de Mayo de 2015



46

CHALLENGE80 / MOTO4 PARRILLA DE SALIDA PROVISIONAL

11

31
 20
 Vincent FALCONE
 2:10.586

LOS COMISARIOS DEPORTIVOS

EL JEFE DE CRONOMETRAJE

